

North Providence										
Budget to Actual 1										
Fiscal Year	A	B	C	D	E	F	G	H	I	J
	2021	2022	2023	2023	2023	2023	2024	2025	2026	2027
1a Levy subject to § 44-5-2	65,621	66,431	-							
1b Motor Vehicle Levy	4,198	3,274	-							
2 PILOT and Tax Treaties (Included In Levy)	-	-	-							
3 PILOT and Tax Treaties (excluded from levy)	-	-	-							
4 Adjustments to Current Year Levy	270	110	-							
5 Adjustments to Prior Year's Levy	600	20	-							
6 Current Year Collection Rate	97.2%	98.0%	0.0%			0.0%	0.0%	0.0%	0.0%	0.0%
	Audited Actual**	Audited Actual**	Budget	Amended Budget	Actual	Projected	Year 2 Forecast	Year 3 Forecast	Year 4 Forecast	Year 5 Forecast
	Total MTPA*	Total MTPA*	Total MTPA*	Total MTPA*	Total MTPA*	Total MTPA*	Total MTPA*	Total MTPA*	Total MTPA*	Total MTPA*
7 Property Tax	70,205	69,966	-							
8 Local Non-Property Tax Revenues	3,453	4,129	-							
9 Federal Aid	5,488	573	-							
10 State Aid	7,465	12,419	-							
11 Other Revenue	1,619	1,382	-							
12 Municipal Education Appropriation	-	-	-							
13 Total Revenue	88,230	88,470	-			88,122				
14 Financing Sources	-	178	-			225				
15 Compensation	18,228	19,945	-							
16 Overtime	2,864	2,746	-							
17 Health Insurance	4,736	4,806	-							
18 Other Benefits	1,957	2,179	-							
19 Pension	5,183	6,633	-							
20 OPEB	2,366	2,831	-							
21 Operations	10,390	10,317	-							
22 Municipal Education Appropriation	32,850	32,850	-							
23 Municipal Debt Service	-	-	-							
24 School Debt Service	6,229	6,212	-							
25 Total Expenditures	84,804	86,518	-			87,897				
26 Financing Uses	113	75	-			109				
27 Net Change (row 13+14-25-26)	3,313	55	-			342				
28 Appropriated Fund Balance	-	-	-							
29 Prior Period Adjustments - MTP Non-audit	-	-								
30 Prior Period Adjustments - Audit	-	-								
31 Total Prior Period Fund Balance (Rows 32 to 36)	15,469	18,782								
32 Non-spendable***	404	401								
33 Restricted***	-	42								
34 Committed	4,158	4,170								
35 Assigned	-	-								
36 Unassigned	14,221	14,223								
37 Enterprise Fund Net Position	-	-								

\*Total MTPA or Total Municipal Transparency Amount, is the financial activity for all reportable funds and is available for all reporting periods. For schools this reflects all funds of the school department excluding internal service and fiduciary funds, while for municipalities this includes financial statement general fund and some other funds such as special revenue, enterprise, and debt service. Inclusion and or exclusion of funds is based on Municipal Transparency Portal Implementation Guidance. In general, excluded funds from municipal reporting are fiduciary, capital project, internal service, water, sewer, and storm water. Some Funds may be added or removed from one year to the next.

\*\*The amounts reported in the columns with the headings marked Audited Actual (A,B) are derived from annual audit reports

\*\*\*Fund balance classifications (rows 32 and 33) may include net position if Enterprise Fund activity is reported prior to FY19.

^ This Transparency Report is required under RI General Law 45-12-22.2 (d) to be signed and posted to the Municipality's website. Any missing data from any of the columns is due to this information not being currently available, the Municipality/School District failing to report in a prior period, or the information is not applicable.

^^ The data found in this report has been summarized for the purposes of display. The raw data which includes department level information along with visualization tools, definitions, as well as a listing of definition and coding changes between years can be found by going to <http://www.municipalfinance.ri.gov/> and clicking on Municipal Transparency Portal tab. The Audited Actual information is derived from the MTP-2 report that can be found in the Municipality/Regional School District's corresponding fiscal year audit report under supplementary information. The details on which Funds are included in Total MTPA are provided in the Annual Supplemental Transparency Report (MTP2) and Combining Schedules of Reportable Government Services with Reconciliation to MTP2, which can be found in the annual audit reports.

^^ Report in thousands

North Providence school district										
Budget to Actual 1										
Fiscal Year	A	B	C	D	E	F	G	H	I	J
	2021	2022	2023	2023	2023	2023	2024	2025	2026	2027
1a Levy subject to § 44-5-2										
1b Motor Vehicle Levy										
2 PILOT and Tax Treaties (Included In Levy)										
3 PILOT and Tax Treaties (excluded from levy)										
4 Adjustments to Current Year Levy										
5 Adjustments to Prior Year's Levy										
6 Current Year Collection Rate										
	Audited Actual**	Audited Actual**	Budget	Amended Budget	Actual	Projected	Year 2 Forecast	Year 3 Forecast	Year 4 Forecast	Year 5 Forecast
	Total MTPA*	Total MTPA*	Total MTPA*	Total MTPA*	Total MTPA*	Total MTPA*	Total MTPA*	Total MTPA*	Total MTPA*	Total MTPA*
7 Property Tax	-	-	-			-	-	-	-	-
8 Local Non-Property Tax Revenues	437	456	-			-	-	-	-	-
9 Federal Aid	5,747	8,087	-			-	-	-	-	-
10 State Aid	25,274	27,188	-			-	-	-	-	-
11 Other Revenue	1,358	966	-			-	-	-	-	-
12 Municipal Education Appropriation	32,850	32,850	-			-	-	-	-	-
13 Total Revenue	65,667	69,548	-			32,154	-	-	-	-
14 Financing Sources	-	-	-			-	-	-	-	-
15 Compensation	31,977	32,973	-			-	-	-	-	-
16 Overtime	57	51	-			-	-	-	-	-
17 Health Insurance	5,418	4,770	-			-	-	-	-	-
18 Other Benefits	3,134	3,977	-			-	-	-	-	-
19 Pension	4,734	4,840	-			-	-	-	-	-
20 OPEB	125	183	-			-	-	-	-	-
21 Operations	15,966	19,323	-			-	-	-	-	-
22 Municipal Education Appropriation	-	-	-			-	-	-	-	-
23 Municipal Debt Service	-	-	-			-	-	-	-	-
24 School Debt Service	43	-	-			-	-	-	-	-
25 Total Expenditures	61,454	66,117	-			32,983	-	-	-	-
26 Financing Uses	-	-	-			-	-	-	-	-
27 Net Change (row 13+14-25-26)	4,212	3,431	-			(830)	-	-	-	-
28 Appropriated Fund Balance	-	-	-			-	-	-	-	-
29 Prior Period Adjustments - MTP Non-audit	-	-								
30 Prior Period Adjustments - Audit	644	-								
31 Total Prior Period Fund Balance (Rows 32 to 36)	1,733	6,589								
32 Non-spendable***	-	-								
33 Restricted***	93	154								
34 Committed	5,489	7,666								
35 Assigned	794	888								
36 Unassigned	(297)	(51)								
37 Enterprise Fund Net Position	510	1,363								

\*Total MTPA or Total Municipal Transparency Amount, is the financial activity for all reportable funds and is available for all reporting periods. For schools this reflects all funds of the school department excluding internal service and fiduciary funds, while for municipalities this includes financial statement general fund and some other funds such as special revenue, enterprise, and debt service. Inclusion and or exclusion of funds is based on Municipal Transparency Portal Implementation Guidance. In general, excluded funds from municipal reporting are fiduciary, capital project, internal service, water, sewer, and storm water. Some Funds may be added or removed from one year to the next.

\*\*The amounts reported in the columns with the headings marked Audited Actual (A,B) are derived from annual audit reports

\*\*\*Fund balance classifications (rows 32 and 33) may include net position if Enterprise Fund activity is reported prior to FY19.

^ This Transparency Report is required under RI General Law 45-12-22.2 (d) to be signed and posted to the Municipality's website. Any missing data from any of the columns is due to this information not being currently available, the Municipality/School District failing to report in a prior period, or the information is not applicable.


^^ The data found in this report has been summarized for the purposes of display. The raw data which includes department level information along with visualization tools, definitions, as well as a listing of definition and coding changes between years can be found by going to <http://www.municipalfinance.ri.gov/> and clicking on Municipal Transparency Portal tab. The Audited Actual information is derived from the MTP-2 report that can be found in the Municipality/Regional School District's corresponding fiscal year audit report under supplementary information. The details on which Funds are included in Total MTPA are provided in the Annual Supplemental Transparency Report (MTP2) and Combining Schedules of Reportable Government Services with Reconciliation to MTP2, which can be found in the annual audit reports.

^^ Report in thousands


All columns on pages 1 and 2, except for A and B, are based on the municipality's or school district's most currently available information at the time of submission and are unaudited; the financial information in these columns are subject to change.

*This report may encompass the following reporting periods:*


- o **Adopted Budget Survey (§ 44-35-10 (b))** due within 30 days of final action on budget by Municipality/Regional School District
- o **5 Year Forecast (§ 44-35-10 (c))** due within 30 days of final action on budget by Municipality/Regional School District
- o **Budget to Actual (§ 45-12-22.2 (b))** due 25 days after fiscal quarters 2, 3, and 4
- o **Municipal Data Report (§ 45-12-22.2 (c))** due prior to finalization of Municipal/Regional School District audit (included in final audit as supplementary information).

  
\_\_\_\_\_  
Municipal Chief Executive Officer

9-28-23  
Date

  
\_\_\_\_\_  
Municipal Chief Financial Officer

9-28-2023  
Date

  
\_\_\_\_\_  
Superintendent of Schools

9/28/23  
Date

  
\_\_\_\_\_  
School Business Manager

9/28/23  
Date