

Tverton		A		B		C		D		E		F		G		H		I		J	
Budget to Actual 1		2021		2022		2023		2023		2023		2023		2024		2025		2026		2027	
1a	Levy Subject to 244-5-2		37,745		39,215																
1b	Motor Vehicle Levy		1,273		1,345																
2	PILOT and Tax Treaties (included in levy)		-		-																
3	PILOT and Tax Treaties (included from levy)		-		-																
4	Adjustments to Current Year Levy		841		1,100																
5	Adjustments to Prior Year Levy		(351)		(351)																
6	Current Year Collection Rate		428		291		0.0%						0.0%								0.0%
			98,336		98,336																
7	Property Tax		40,053		41,652																
8	Local Non-Property Tax Revenue		3,128		3,351																
9	Federal Aid		92		251																
10	State Aid		2,937		2,624																
11	Other Revenue		-		-																
12	Municipal Education Appropriation		-		-																
13	Total Revenue		46,109		48,093								48,733								
14	Priority Source		5		1,102								126								
15	Compensation		6,697		7,440																
16	Overseas		1,258		1,412																
17	Health Insurance		1,677		1,728																
18	Other Benefits		648		800																
19	Pension		1,351		1,365																
20	OT/ES		829		1,073																
21	Operations		4,106		5,180																
22	Municipal Education Appropriation		24,652		25,632																
23	Municipal Debt Service		1,183		1,180																
24	School Debt Service		3,570		3,468																
25	Total Expenditures		45,861		49,193								49,465								
26	Franchise Uses		-		6																
27	Net Change (row 23+24-25)		223		(58)								(605)								
28	Appropriated Fund Balance		-		-								538								
29	Prior Period Adjustments - MTR Non-audit		-		-																
30	Prior Period Adjustments - Audit		-		-																
31	Total Prior Period Fund Balance (rows 28 to 30)		-		5,210																
32	Non-assignable***		593		573																
33	Restricted***		-		-																
34	Committed		600		600																
35	Assigned		451		264																
36	Unassigned		3,499		3,765																
37	Enterprise Fund Net Position		-		-																

*Total MTRPA or Total Municipal Transparency Amount, is the financial activity for all reports to the Municipality's website. Any missing data from any of the columns is due to the information not being currently available, the Municipality/School District failing to report in a prior period, or the information is not applicable.
 **The data found in this report has been summarized for the purpose of display. The raw data which includes department level information along with visualization tools, definitions, as well as a listing of definition and coding changes between years can be found by going to <https://www.municipalfinance.ny.gov/> and clicking on Municipal Transparency Portal Call. The Audited Actual information is derived from the MTR-2 report which can be found in the Municipality/Regional School District's corresponding fiscal year audit report under supplementary information. The details on which funds are included in Total MTRPA are provided in the Annual Supplemental Transparency Report (MTR2) and Combining Schedules of Reportable Government Services with Reconciliation to MTR2, which can be found in the annual audit reports.
 ***Fund balance classifications (rows 32 and 33) may include net position if Enterprise Fund activity is reported prior to FY15.
 ****The Transparency Report is required under RI General Law 45-12-22.2 (g) to be signed and posted to the Municipality's website. Any missing data from any of the columns is due to the information not being currently available, the Municipality/School District failing to report in a prior period, or the information is not applicable.
 *****Report in thousands

Treverton school district		Budget to Actual 1									
Fiscal Year		A	B	C	D	E	F	G	H	I	J
		2021	2022	2023	2023	2023	2023	2024	2025	2025	2027
1a	Levy subject to 44.5-2										
2a	Motor Vehicle Levy										
3	PILOT and Tax Tranches (included in levy)										
4	PILOT and Tax Tranches (excluded from levy)										
5	Adjustments to Current Year Levy										
6	Adjustments to Prior Year's Levy										
	Current Year Collection Rate										

	Audited Actual**	Audited Actual**	Budget	Amended Budget	Actual	Proposed	Year 2 Forecast	Year 3 Forecast	Year 4 Forecast	Year 5 Forecast
	Total MTPA*	Total MTPA*	Total MTPA*	Total MTPA*	Total MTPA*	Total MTPA*	Total MTPA*	Total MTPA*	Total MTPA*	Total MTPA*
7	Property Tax	25	15							
8	Local Non-Property Tax Revenues	2,467	2,872							
9	Federal Aid	7,827	6,940							
10	State Aid	510	372							
11	Other Revenue	24,652	25,709							
12	Municipal Education Appropriation	35,420	35,005			37,719				
13	Total Revenue	68,171	74,898			77,718				
14	Funding Source									
15	Componention	18,361	28,206							
16	Overtime	48	68							
17	Health Insurance	3,377	3,218							
18	Other Benefits	1,208	1,901							
19	Pension	2,393	2,877							
20	OP&B	62	62							
21	Overseas	5,480	10,617							
22	Municipal Education Appropriation									
23	Multipha Debt Service									
24	School Debt Service									
25	Total Expenditures	34,868	35,752			37,719				
26	Funding Use									
27	Net Change (low 1346425-36)	552	254							
28	Appropriated Fund Balances									
29	Prior Period Adjustments - MTP Non-audit									
30	Prior Period Adjustments - Audit									
31	Total Prior Period Fund Balances (Rows 32, 33, 34)		1,433							
32	Non-responsible***									
33	Responsible***	300	276							
34	Contingent		1,071							
35	Asset Fund									
36	Enterprise Fund	1,020								
37	Enterprise Fund Net Position	93	339							

*Total MTPA or Total Municipal Transparency Amount. Is the financial activity for all responsible funds and is available for all reporting periods. For schools this reflects all funds of the school department excluding internal services and federally funds, while for municipalities this includes financial statement general fund and some other funds such as special revenue, enterprise, and debt service. Inclusion and/or exclusion of funds is based on Municipal Transparency/Regional School District's corresponding fiscal year audit report under supplementary information. The details on which funds are included in Total MTPA are provided in the Annual Supplemental from one year to the next.

**The amounts reported in the columns with the headings marked Audited Actual (A,B) are derived from annual audit reports.

***Fund balance descriptions from 32 and 33 may include net position if Enterprise Fund activity is reported prior to FY23.

****This transparency report is required under RG General Law 45-12-222.2 (d) to be signed and posted to the Municipality's website. Any missing data from any of the columns is due to this information not being currently available, the Municipality/School District failing to report in a prior period, or the information is not applicable.


*****The data found in this report has been audited for the purposes of display. The row data which includes department level information along with year-to-date totals, definitions, as well as a listing of definition and coding changes between years can be found by going to <http://www.municipalfinance.com/> and clicking on Municipal Transparency Portal tab. The Audited Actual information is derived from the MTP-2 report that can be found in the Municipality/Regional School District's corresponding fiscal year audit report under supplementary information. The details on which funds are included in Total MTPA are provided in the Annual Supplemental Transparency Report (MTP-2) and Combining Schedules of Reportable Government Services with Reconciliation to MTP-2, which can be found in the annual audit reports.

*****Report in thousands

All columns on pages 1 and 2, except for A and B, are based on the municipality's or school district's most currently available information at the time of submission and are unaudited; the financial information in these columns are subject to change.


This report may encompass the following reporting periods:

- o Adopted Budget Survey (§ 44-35-10 (b)) due within 30 days of final action on budget by Municipality/Regional School District
- o 5 Year Forecast (§ 44-35-10 (c)) due within 30 days of final action on budget by Municipality/Regional School District
- o Budget to Actual (§ 45-12-22.2 (b)) due 25 days after fiscal quarters 2, 3, and 4
- o Municipal Data Report (§ 45-12-22.2 (a)) due prior to finalization of Municipal/Regional School District audit (included in final audit as supplementary information).



Municipal Chief Executive Officer

2/16/23
Date




Municipal Chief Financial Officer

2/16/23
Date



Superintendent of Schools

2/16/23
Date



School Business Manager

2/16/23
Date