

Cranston										
Budget to Actual 2										
Fiscal Year	A	B	C	D	E	F	G	H	I	J
	2020	2021	2022	2022	2022	2022	2023	2024	2025	2026
1a Levy subject to § 44-5-2	176,628	177,276	-							
1b Motor Vehicle Levy	12,223	10,515	-							
2 PILOT and Tax Treaties (Included in levy)	-	-	-							
3 PILOT and Tax Treaties (excluded from levy)	220	220	-							
4 Adjustments to Current Year Levy	(322)	4,545	-							
5 Adjustments to Prior Year's Levy	(883)	778	-							
6 Current Year Collection Rate	99.7%	97.1%	0.0%			0.0%	0.0%	0.0%	0.0%	0.0%
	Audited Actual**	Audited Actual**	Budget	Amended Budget	Actual	Projected	Year 2 Forecast	Year 3 Forecast	Year 4 Forecast	Year 5 Forecast
	Total MTPA*	Total MTPA*	Total MTPA*	Total MTPA*	Total MTPA*	Total MTPA*	Total MTPA*	Total MTPA*	Total MTPA*	Total MTPA*
7 Property Tax	190,104	188,531	-							
8 Local Non-Property Tax Revenues	16,982	17,957	-							
9 Federal Aid	1,674	16,997	-							
10 State Aid	23,759	13,369	-							
11 Other Revenue	932	46	-							
12 Municipal Education Appropriation	-	-	-							
13 Total Revenue	233,451	236,901	-			248,869	-	-	-	-
14 Financing Sources	78	8,890	-							
15 Compensation	41,674	41,217	-							
16 Overtime	9,767	9,749	-							
17 Health Insurance	10,107	11,258	-							
18 Other Benefits	11,135	10,838	-							
19 Pension	26,371	26,586	-							
20 OPEB	4,489	2,040	-							
21 Operations	24,130	26,965	-							
22 Municipal Education Appropriation	95,542	96,012	-							
23 Municipal Debt Service	9,347	9,425	-							
24 School Debt Service	1,486	1,463	-							
25 Total Expenditures	234,048	235,553	-			248,869	-	-	-	-
26 Financing Uses	-	8,763	-							
27 Net Change (row 13+14-25-26)	(519)	1,475	-							
28 Appropriated Fund Balance	-	-	-							
29 Prior Period Adjustments - MTP Non-audit	0	-								
30 Prior Period Adjustments - Audit	-	(4,723)								
31 Total Prior Period Fund Balance (Rows 32 to 36)	19,380	18,861								
32 Non-spendable***	207	3,910								
33 Restricted***	583	1,417								
34 Committed	5	6								
35 Assigned	-	-								
36 Unassigned	18,066	10,280								
37 Enterprise Fund Net Position	-	-								

*Total MTPA or Total Municipal Transparency Amount, is the financial activity for all reportable funds and is available for all reporting periods. For schools this reflects all funds of the school department excluding internal service and fiduciary funds, while for municipalities this includes financial statement general fund and some other funds such as special revenue, enterprise, and debt service. Inclusion and or exclusion of funds is based on Municipal Transparency Portal Implementation Guidance. In general, excluded funds from municipal reporting are fiduciary, capital project, internal service, water, sewer, and storm water. Some Funds may be added or removed from one year to the next.

**The amounts reported in the columns with the headings marked Audited Actual (A,B) are derived from annual audit reports

***Fund balance classifications (rows 32 and 33) may include net position if Enterprise Fund activity is reported prior to FY19.

^ This Transparency Report is required under RI General Law 45-12-22.2 (d) to be signed and posted to the Municipality's website. Any missing data from any of the columns is due to this information not being currently available, the Municipality/School District failing to report in a prior period, or the information is not applicable.

^^ The data found in this report has been summarized for the purposes of display. The raw data which includes department level information along with visualization tools, definitions, as well as a listing of definition and coding changes between years can be found by going to <http://www.municipalfinance.ri.gov/> and clicking on Municipal Transparency Portal tab. The Audited Actual information is derived from the MTP-2 report that can be found in the Municipality/Regional School District's corresponding fiscal year audit report under supplementary information. The details on which Funds are included in Total MTPA are provided in the Annual Supplemental Transparency Report (MTP2) and Combining Schedules of Reportable Government Services with Reconciliation to MTP2, which can be found in the annual audit reports.

^^ Report in thousands

Cranston school district										
Budget to Actual 2										
Fiscal Year	A	B	C	D	E	F	G	H	I	J
	2020	2021	2022	2022	2022	2022	2023	2024	2025	2026
1a Levy subject to § 44-5-2										
1b Motor Vehicle Levy										
2 PILOT and Tax Treaties (Included in levy)										
3 PILOT and Tax Treaties (excluded from levy)										
4 Adjustments to Current Year Levy										
5 Adjustments to Prior Year's Levy										
6 Current Year Collection Rate										
	Audited Actual**	Audited Actual**	Budget	Amended Budget	Actual	Projected	Year 2 Forecast	Year 3 Forecast	Year 4 Forecast	Year 5 Forecast
	Total MTPA*	Total MTPA*	Total MTPA*	Total MTPA*	Total MTPA*	Total MTPA*	Total MTPA*	Total MTPA*	Total MTPA*	Total MTPA*
7 Property Tax	-	-	-	-	-	-	-	-	-	-
8 Local Non-Property Tax Revenues	1,470	1,593	-	-	-	-	-	-	-	-
9 Federal Aid	13,464	14,788	-	-	-	-	-	-	-	-
10 State Aid	63,736	70,002	-	-	-	-	-	-	-	-
11 Other Revenue	1,267	962	-	-	-	-	-	-	-	-
12 Municipal Education Appropriation	95,542	96,012	-	-	-	-	-	-	-	-
13 Total Revenue	175,479	183,357	-	-	-	193,118	-	-	-	-
14 Financing Sources	-	-	-	-	-	-	-	-	-	-
15 Compensation	105,550	106,491	-	-	-	-	-	-	-	-
16 Overtime	320	467	-	-	-	-	-	-	-	-
17 Health Insurance	20,123	19,645	-	-	-	-	-	-	-	-
18 Other Benefits	5,830	5,940	-	-	-	-	-	-	-	-
19 Pension	13,855	14,390	-	-	-	-	-	-	-	-
20 OPEB	486	1,375	-	-	-	-	-	-	-	-
21 Operations	28,636	32,246	-	-	-	-	-	-	-	-
22 Municipal Education Appropriation	-	-	-	-	-	-	-	-	-	-
23 Municipal Debt Service	-	-	-	-	-	-	-	-	-	-
24 School Debt Service	-	-	-	-	-	-	-	-	-	-
25 Total Expenditures	174,801	180,554	-	-	-	193,172	-	-	-	-
26 Financing Uses	-	-	-	-	-	-	-	-	-	-
27 Net Change (row 13+14-25-26)	679	2,803	-	-	-	(55)	-	-	-	-
28 Appropriated Fund Balance	-	-	-	-	-	1,436	-	-	-	-
29 Prior Period Adjustments - MTP Non-audit	0	-	-	-	-	-	-	-	-	-
30 Prior Period Adjustments - Audit	-	773	-	-	-	-	-	-	-	-
31 Total Prior Period Fund Balance (Rows 32 to 36)	4,997	5,676	-	-	-	-	-	-	-	-
32 Non-spendable***	150	191	-	-	-	-	-	-	-	-
33 Restricted***	3,596	7,386	-	-	-	-	-	-	-	-
34 Committed	770	417	-	-	-	-	-	-	-	-
35 Assigned	-	-	-	-	-	-	-	-	-	-
36 Unassigned	-	-	-	-	-	-	-	-	-	-
37 Enterprise Fund Net Position	1,160	1,259	-	-	-	-	-	-	-	-

*Total MTPA or Total Municipal Transparency Amount, is the financial activity for all reportable funds and is available for all reporting periods. For schools this reflects all funds of the school department excluding internal service and fiduciary funds, while for municipalities this includes financial statement general fund and some other funds such as special revenue, enterprise, and debt service. Inclusion and or exclusion of funds is based on Municipal Transparency Portal Implementation Guidance. In general, excluded funds from municipal reporting are fiduciary, capital project, internal service, water, sewer, and storm water. Some Funds may be added or removed from one year to the next.

**The amounts reported in the columns with the headings marked Audited Actual (A,B) are derived from annual audit reports


***Fund balance classifications (rows 32 and 33) may include net position if Enterprise Fund activity is reported prior to FY19.

^ This Transparency Report is required under RI General Law 45-12-22.2 (d) to be signed and posted to the Municipality's website. Any missing data from any of the columns is due to this information not being currently available, the Municipality/School District failing to report in a prior period, or the information is not applicable.
 ^^^ The data found in this report has been summarized for the purposes of display. The raw data which includes department level information along with visualization tools, definitions, as well as a listing of definition and coding changes between years can be found by going to <http://www.municipalfinance.ri.gov/> and clicking on Municipal Transparency Portal tab. The Audited Actual information is derived from the MTP-2 report that can be found in the Municipality/Regional School District's corresponding fiscal year audit report under supplementary information. The details on which Funds are included in Total MTPA are provided in the Annual Supplemental Transparency Report (MTP2) and Combining Schedules of Reportable Government Services with Reconciliation to MTP2, which can be found in the annual audit reports.
 ^^ Report in thousands


All columns on pages 1 and 2, except for A and B, are based on the municipality's or school district's most currently available information at the time of submission and are unaudited; the financial information in these columns are subject to change.

This report may encompass the following reporting periods:


- o Adopted Budget Survey (§ 44-35-10 (b)) due within 30 days of final action on budget by Municipality/Regional School District
- o 5 Year Forecast (§ 44-35-10 (c)) due within 30 days of final action on budget by Municipality/Regional School District
- o Budget to Actual (§ 45-12-22.2 (b)) due 25 days after fiscal quarters 2, 3, and 4
- o Municipal Data Report (§ 45-12-22.2 (c)) due prior to finalization of Municipal/Regional School District audit (included in final audit as supplementary information).


Municipal Chief Executive Officer


6/21/22
Date


Municipal Chief Financial Officer

6/17/22
Date


Superintendent of Schools

6/28/22
Date


School Business Manager

6-23-2022
Date