



All columns on pages 1 and 2, except for A and B, are based on the municipality's or school district's most currently available information at the time of submission and are unaudited; the financial information in these columns are subject to change.

*This report may encompass the following reporting periods:*

- o Adopted Budget Survey (§ 44-35-10 (b)) due within 30 days of final action on budget by Municipality/Regional School District
- o 5 Year Forecast (§ 44-35-10 (c)) due within 30 days of final action on budget by Municipality/Regional School District
- o Budget to Actual (§ 45-12-22.2 (b)) due 25 days after fiscal quarters 2, 3, and 4
- o Municipal Data Report (§ 45-12-22.2 (c)) due prior to finalization of Municipal/Regional School District audit (included in final audit as supplementary information).

  
Municipal Chief Executive Officer

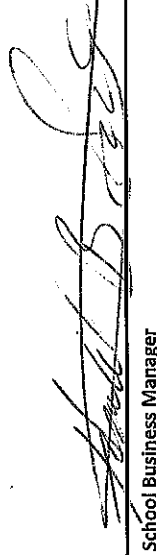
3/9/22  
Date

  
Municipal Chief Financial Officer

3.9.22  
Date

  
Superintendent of Schools

3/9/2022  
Date

  
School Business Manager

3/9/22  
Date

**Coventry**

Fiscal Year	A	B	C	D	E	F	G	H	I	J
	2020	2021	2022	2022	2022	2022	2023	2024	2025	2026
<b>Budget to Actual 1</b>										
1a	Levy subject to § 44-5-2	72.103	-	-	-	-	-	-	-	-
1b	Motor Vehicle Levy	3,659	-	-	-	-	-	-	-	-
2	PILOT and Tax Treaties (Included in Levy)	-	-	-	-	-	-	-	-	-
3	PILOT and Tax Treaties (Excluded from Levy)	-	-	-	-	-	-	-	-	-
4	Adjustments to Current Year Levy	371	-	-	-	-	-	-	-	-
5	Adjustments to Prior Year Levy	4	-	-	-	-	-	-	-	-
6	Current Year Collection Rate	99.1%	0.0%	0.0%	0.0%	0.0%	0.0%	0.0%	0.0%	0.0%

	Audited Actual**	Audited Actual**	Budget	Amended Budget	Actual	Projected	Year 2 Forecast	Year 3 Forecast	Year 4 Forecast	Year 5 Forecast
	Total MTPA*	Total MTPA*	Total MTPA*	Total MTPA*	Total MTPA*	Total MTPA*	Total MTPA*	Total MTPA*	Total MTPA*	Total MTPA*
7	Property Tax	76,715	-	-	-	-	-	-	-	-
8	Local Non-Property Tax Revenues	2,749	-	-	-	-	-	-	-	-
9	Federal Aid	245	-	-	-	-	-	-	-	-
10	State Aid	4,506	-	-	-	-	-	-	-	-
11	Other Revenue	-	-	-	-	-	-	-	-	-
12	Municipal Education Appropriation	-	-	-	86,646	-	-	-	-	-
13	Total Revenue	84,613	-	-	-	-	-	-	-	-
14	Financing Sources	-	-	-	-	-	-	-	-	-
15	Compensation	11,852	-	-	-	-	-	-	-	-
16	Overtime	650	-	-	-	-	-	-	-	-
17	Health Insurance	2,041	-	-	-	-	-	-	-	-
18	Other Benefits	2,822	-	-	-	-	-	-	-	-
19	Pension	5,185	-	-	-	-	-	-	-	-
20	CPER	-	-	-	-	-	-	-	-	-
21	Operations	6,723	-	-	-	-	-	-	-	-
22	Municipal Education Appropriation	47,979	-	-	-	-	-	-	-	-
23	Municipal Debt Service	2,591	-	-	-	-	-	-	-	-
24	School Debt Service	2,486	-	-	-	-	-	-	-	-
25	Total Expenditures	81,348	-	-	-	86,501	-	-	-	-
26	Financing Uses	283	-	-	-	-	-	-	-	-
27	Net Change (row 13+14+25-26)	2,961	-	-	-	3,145	-	-	-	-
28	Appropriated Fund Balance	-	-	-	-	-	-	-	-	-
29	Prior Period Adjustments - MTP Non-audit	(21)	-	-	-	-	-	-	-	-
30	Prior Period Adjustments - Audit	-	-	-	-	-	-	-	-	-
31	Total Prior Period Fund Balance (rows 22 to 30)	15,188	-	-	-	-	-	-	-	-
32	Non-spendable***	3,207	-	-	-	-	-	-	-	-
33	Restricted****	-	-	-	-	-	-	-	-	-
34	Committed	8,023	-	-	-	-	-	-	-	-
35	Assigned	-	-	-	-	-	-	-	-	-
36	Unassigned	11,919	-	-	-	-	-	-	-	-
37	Enterprise Fund Net Position	-	-	-	-	-	-	-	-	-

\*Total MTPA or Total Municipal Transparency Amount, is the financial activity for all reportable funds and is available for all reporting periods. For schools this reflects all funds of the school department excluding internal service and fiduciary funds, while for municipalities this includes financial statement general fund and some other funds such as special revenue, enterprise, and debt service. Inclusion and/or exclusion of funds is based on Municipal Transparency Portal Implementation Guidance. In general, excluded funds from municipal reporting are fiduciary, capital project, internal service, water, sewer, and storm water. Some Funds may be added or removed from one year to the next.

\*\*The amounts reported in the columns with the headings marked Audited Actual (A-B) are derived from annual audit reports

\*\*\*Fund balance classifications (rows 32 and 33) may include net position if Enterprise Fund activity is reported prior to FY15.

^ This Transparency Report is required under RI General Law 45-22-22.2 (d) to be signed and posted to the Municipality's website. Any missing data from any of the columns is due to this information not being currently available, the Municipality/School District falling to report in a prior period, or the information is not applicable.

^^ The data found in this report has been summarized for the purposes of display. The raw data which includes department level information along with visualization tools, definitions, as well as a listing of definition and coding changes between years can be found by going to <http://www.municipalfinance.ri.gov/> and clicking on Municipal Transparency Portal tab. The Audited Actual Information is derived from the Municipality/Regional School District's corresponding fiscal year audit report under supplementary information. The details on which funds are included in Total MTPA are provided in the Annual Supplemental Transparency Report (MTP2) and Combining Schedules of Reportable Government Services with Reconciliation to MTP2, which can be found in the annual audit reports.

^^^ Report in thousands

Coventry school district		Budget to Actual 1										
Fiscal Year		A	B	C	D	E	F	G	H	I	J	
		2017	2020	2021	2022	2022	2022	2022	2023	2024	2025	2026
1a	Levy subject to § 44-5-2	-	-	-	-	-	-	-	-	-	-	-
1b	Ricco's Vehicle Levy	-	-	-	-	-	-	-	-	-	-	-
2	PLOT and Tax Treaties (Included in Levy)	-	-	-	-	-	-	-	-	-	-	-
3	PLOT and Tax Treaties (Excluded from Levy)	-	-	-	-	-	-	-	-	-	-	-
4	Adjustments to Current Year Levy	-	-	-	-	-	-	-	-	-	-	-
5	Adjustments to Prior Year's Levy	-	-	-	-	-	-	-	-	-	-	-
6	Current Year Collection Rate	0.0%	-	-	-	-	-	-	-	-	-	-
7	Property Tax	889	945	-	-	-	-	-	-	-	-	-
8	Local Non-Property Tax Revenues	3,645	4,293	-	-	-	-	-	-	-	-	-
9	Federal Aid	23,109	24,413	-	-	-	-	-	-	-	-	-
10	State Aid	972	897	-	-	-	-	-	-	-	-	-
11	Other Revenue	43,857	47,078	-	-	-	-	-	-	-	-	-
12	Municipal Education Appropriation	72,453	77,726	-	-	-	38,022	-	-	-	-	-
13	Total Revenue	81,372	124,516	-	-	-	76,842	-	-	-	-	-
14	Financing Sources	-	73	-	-	-	79,347	-	-	-	-	-
15	Compensation	45,054	45,840	-	-	-	-	-	-	-	-	-
16	Overtime	89	80	-	-	-	-	-	-	-	-	-
17	Health Insurance	6,650	8,105	-	-	-	-	-	-	-	-	-
18	Other Benefits	2,551	2,825	-	-	-	-	-	-	-	-	-
19	Pension	5,895	6,171	-	-	-	-	-	-	-	-	-
20	DFEB	-	-	-	-	-	-	-	-	-	-	-
21	Operations	12,059	12,974	-	-	-	-	-	-	-	-	-
22	Municipal Education Appropriation	-	-	-	-	-	-	-	-	-	-	-
23	Municipal Debt Service	-	-	-	-	-	-	-	-	-	-	-
24	School Debt Service	-	-	-	-	-	-	-	-	-	-	-
25	Total Expenditures	72,250	75,944	-	-	-	38,116	-	-	-	-	-
26	Financing Uses	-	-	-	-	-	78,495	-	-	-	-	-
27	Net Change (row 13+14-25-26)	229	1,854	-	-	-	758	-	-	-	-	-
28	Appropriated Fund Balance	-	-	-	-	-	700	-	-	-	-	-
29	Prior Period Adjustments - MTP Non-audit	-	-	(15)	-	-	-	-	-	-	-	-
30	Prior Period Adjustments - Audit	-	-	-	-	-	-	-	-	-	-	-
31	Total Prior Period Fund Balance (Rows 27 to 30)	-	-	800	-	-	-	-	-	-	-	-
32	Non-spendable***	-	-	609	-	-	-	-	-	-	-	-
33	Restricted***	800	2,793	-	-	-	-	-	-	-	-	-
34	Committed	-	-	-	-	-	-	-	-	-	-	-
35	Assigned	-	-	-	-	-	-	-	-	-	-	-
36	Unassigned	-	-	(49)	-	-	-	-	-	-	-	-
37	Enterprise Fund Net Position	-	-	-	-	-	-	-	-	-	-	-

\* Total MTPA or Total Municipal Transparency Amount, is the financial activity for all reportable funds and is available for all reporting periods. For schools this reflects all funds of the school department excluding internal service and fiduciary funds, while for municipalities this includes financial statement general fund and some other funds such as special revenue, enterprise, and debt service. Inclusion and/or exclusion of funds is based on Municipal Transparency Portal Implementation Guidance. In general, excluded funds from municipal reporting are fiduciary, capital project, internal service, sewer, and storm water. Some Funds may be added or removed from one year to the next.

\*\*The amounts reported in the columns with the headings marked Audited Actual (A, B) are derived from annual audit reports

\*\*\*Fund balance classifications (rows 32 and 33) may include net position if Enterprise Fund activity is reported prior to FY18.

^ This Transparency Report is required under RI General Law 45-12-2.2 (d) to be signed and posted to the Municipality's website. Any missing data from any of the columns is due to this information not being currently available, the Municipality/School District failing to report in a prior period, or the information is not applicable.

^^ The data found in this report has been summarized for the purposes of display. The raw data which includes department level information along with visualization tools, definitions, as well as a listing of definition and coding changes between years can be found by going to <http://www.municipalfinance.rigov/> and clicking on Municipal Transparency Portal tab. The Audited Actual information is derived from the MTP-2 report that can be found in the Municipality/Regional School District's corresponding fiscal year audit report under supplementary information. The details on which Funds are included in Total MTPA are provided in the Annual Supplemental Transparency Report (MTP2) and Combining Schedules of Reportable Government Services with Reconciliation to MTP2, which can be found in the annual audit reports.

^^^ Report in thousands