

		A		B		C		D		E		F		G		H		I		J	
		2019		2020		2021		2021		2021		2021		2022		2023		2024		2025	
		Audited Actual**		Audited Actual**		Budget		Amended Budget		Actual		Projected		Year to Date Total MTPA*		Year to Date Total MTPA*		Year to Date Total MTPA*		Year to Date Total MTPA*	
		Total MTPA*		Total MTPA*		Total MTPA*		Total MTPA*		Total MTPA*		Total MTPA*		Total MTPA*		Total MTPA*		Total MTPA*		Total MTPA*	
Westerly																					
Budget to Actual 1																					
Fiscal Year																					
1a	Lever subject to § 444-5-2	68,656	71,274	-	-	-	-	-	-	-	-	-	-	-	-	-	-	-	-	-	-
1b	Motor Vehicle Levy	4,550	4,037	-	-	-	-	-	-	-	-	-	-	-	-	-	-	-	-	-	-
2	PLOT and Tax Treaties (included in levy)	10	-	-	-	-	-	-	-	-	-	-	-	-	-	-	-	-	-	-	-
3	PLOT and Tax Treaties (excluded from levy)	14	12	-	-	-	-	-	-	-	-	-	-	-	-	-	-	-	-	-	-
4	Adjustments to Current Year Levy	(25)	(37)	-	-	-	-	-	-	-	-	-	-	-	-	-	-	-	-	-	-
5	Adjustments to Prior Year's Levy	(720)	(25)	-	-	-	-	-	-	-	-	-	-	-	-	-	-	-	-	-	-
6	Current Year Collection Rate	97.5%	96.7%	0.0%	0.0%	0.0%	0.0%	0.0%	0.0%	0.0%	0.0%	0.0%	0.0%	0.0%	0.0%	0.0%	0.0%	0.0%	0.0%	0.0%	0.0%
7	Property Tax	73,740	75,261	-	-	-	-	-	-	-	-	-	-	-	-	-	-	-	-	-	-
8	Local Non-Property Tax Revenues	2,879	3,287	-	-	-	-	-	-	-	-	-	-	-	-	-	-	-	-	-	-
9	Federal Aid	1,392	4	-	-	-	-	-	-	-	-	-	-	-	-	-	-	-	-	-	-
10	State Aid	5,748	6,107	-	-	-	-	-	-	-	-	-	-	-	-	-	-	-	-	-	-
11	Other Revenue	812	860	-	-	-	-	-	-	-	-	-	-	-	-	-	-	-	-	-	-
12	Municipal Education Appropriation	-	-	-	-	-	-	-	-	-	-	-	-	-	-	-	-	-	-	-	-
13	Total Revenue	84,571	85,519	-	-	-	-	-	-	-	-	-	-	-	-	-	-	-	-	-	-
14	Financing Sources	1,132	2,076	-	-	-	-	-	-	-	-	-	-	-	-	-	-	-	-	-	-
15	Compensation	9,311	9,661	-	-	-	-	-	-	-	-	-	-	-	-	-	-	-	-	-	-
16	Overtime	1,199	868	-	-	-	-	-	-	-	-	-	-	-	-	-	-	-	-	-	-
17	Health Insurance	1,851	1,889	-	-	-	-	-	-	-	-	-	-	-	-	-	-	-	-	-	-
18	Other Benefits	537	602	-	-	-	-	-	-	-	-	-	-	-	-	-	-	-	-	-	-
19	Retirin	2,520	2,421	-	-	-	-	-	-	-	-	-	-	-	-	-	-	-	-	-	-
20	OTPB	1,536	1,233	-	-	-	-	-	-	-	-	-	-	-	-	-	-	-	-	-	-
21	Operations	9,592	8,872	-	-	-	-	-	-	-	-	-	-	-	-	-	-	-	-	-	-
22	Municipal Education Appropriation	47,544	48,459	-	-	-	-	-	-	-	-	-	-	-	-	-	-	-	-	-	-
23	Municipal Debt Service	3,701	3,728	-	-	-	-	-	-	-	-	-	-	-	-	-	-	-	-	-	-
24	School Debt Service	6,197	6,073	-	-	-	-	-	-	-	-	-	-	-	-	-	-	-	-	-	-
25	Total Expenditures	83,928	83,837	-	-	-	-	-	-	-	-	-	-	-	-	-	-	-	-	-	-
26	Financing Uses	1,659	2,298	-	-	-	-	-	-	-	-	-	-	-	-	-	-	-	-	-	-
27	Net Change (row 13+14-25-26)	116	1,459	-	-	-	-	-	-	-	-	-	-	-	-	-	-	-	-	-	-
28	Appropriated Fund Balance	-	-	-	-	-	-	-	-	-	-	-	-	-	-	-	-	-	-	-	-
29	Prior Period Adjustments - MTP Non-audit	-	166	-	-	-	-	-	-	-	-	-	-	-	-	-	-	-	-	-	-
30	Prior Period Adjustments - Audit	-	-	-	-	-	-	-	-	-	-	-	-	-	-	-	-	-	-	-	-
31	Total Prior Period Fund Balance (rows 32 to 36)	-	11,356	-	-	-	-	-	-	-	-	-	-	-	-	-	-	-	-	-	-
32	Non-spendable**	1,128	1,016	-	-	-	-	-	-	-	-	-	-	-	-	-	-	-	-	-	-
33	Restricted***	-	294	-	-	-	-	-	-	-	-	-	-	-	-	-	-	-	-	-	-
34	Committed	807	580	-	-	-	-	-	-	-	-	-	-	-	-	-	-	-	-	-	-
35	Assigned	-	-	-	-	-	-	-	-	-	-	-	-	-	-	-	-	-	-	-	-
36	Unassigned	9,421	11,091	-	-	-	-	-	-	-	-	-	-	-	-	-	-	-	-	-	-
37	Enterprise Fund Net Position	-	-	-	-	-	-	-	-	-	-	-	-	-	-	-	-	-	-	-	-

*Total MTPA or Total Municipal Transparency Amount, is the financial activity for all reportable funds and is available for all reporting periods. For schools this reflects all funds of the school department excluding internal service and fiduciary funds, while for municipalities this includes financial statement general fund and some other funds such as special revenue, enterprise, and debt service. Inclusion and/or exclusion of funds is based on Municipal Transparency Portal Implementation Guidance. In general, excluded funds from municipal reporting are fiduciary, capital project, internal service, water, sewer, and storm water. Some funds may be added or removed from one year to the next.

**The amounts reported in the columns with the heading marked Audited Actual (A,B) are derived from annual audit reports from one year to the next.

***Fund balance classifications (rows 32 and 33) may include net position if Enterprise Fund activity is reported prior to FY19.

****Total MTPA or Total Municipal Transparency Amount, is the financial activity for all reportable funds and is available for all reporting periods. For schools this reflects all funds of the school department excluding internal service and fiduciary funds, while for municipalities this includes financial statement general fund and some other funds such as special revenue, enterprise, and debt service. Inclusion and/or exclusion of funds is based on Municipal Transparency Portal Implementation Guidance. In general, excluded funds from municipal reporting are fiduciary, capital project, internal service, water, sewer, and storm water. Some funds may be added or removed from one year to the next.

*****Fund balance classifications (rows 32 and 33) may include net position if Enterprise Fund activity is reported prior to FY19.

A This Transparency Report is required under RI General Law 45-12-232 (d) to be signed and posted to the Municipality's website. Any missing data from any of the columns is due to this information not being currently available, the Municipality/School District failing to report in a prior period, or the information is not applicable.

AAA The data found in this report has been summarized for the purposes of display. The raw data which includes department level information along with visualization tools, definitions, as well as a listing of definition and coding changes between years can be found by going to <http://www.municipaltransparency.gov/> and clicking on Municipal Transparency Portal tab. The Audited Actual Information is derived from the MTP-2 report that can be found in the Municipality/Regional School District's corresponding fiscal year audit report under supplementary information. The details on which Funds are included in Total MTPA are provided in the Annual Supplemental Transparency Report (MTP2) and Combining Schedules of Reportable Government Services with Reconciliation to MTP2, which can be found in the annual audit reports.

AA Report in thousands

Westerly school district											
Budget to Actual 1											
Fiscal Year	A	B	C	D	E	F	G	H	I	J	
	2019	2020	2021	2021	2021	2021	2022	2023	2024	2025	
1a	Levy subject to § 445-2	-	-	-	-	-	-	-	-	-	
1b	Motor Vehicle Levy	-	-	-	-	-	-	-	-	-	
2	PILTOT and Tax Treaties (included in levy)	-	-	-	-	-	-	-	-	-	
3	PILTOT and Tax Treaties (excluded from levy)	-	-	-	-	-	-	-	-	-	
4	Adjustments to Current Year Levy	-	-	-	-	-	-	-	-	-	
5	Adjustments to Prior Year's Levy	-	-	-	-	-	-	-	-	-	
6	Current Year Collection Rate	0.92	0.90	0.92	0.92	0.92	0.90	0.92	0.92	0.92	
7	Property Tax	121	101	-	-	-	-	-	-	-	
8	Local Non-Property Tax Revenues	3,426	2,724	-	-	-	-	-	-	-	
9	State Aid	9,189	8,286	-	-	-	-	-	-	-	
10	Other Revenue	875	975	-	-	-	-	-	-	-	
11	Municipal Education Appropriation	47,543	48,459	-	-	-	-	-	-	-	
12	Municipal Education Appropriation	61,155	60,546	-	-	62,035	-	-	-	-	
13	Total Revenue	72,134	72,081	-	-	72,035	-	-	-	-	
14	Financing Sources	-	-	-	-	-	-	-	-	-	
15	Compensation	33,629	32,048	-	-	-	-	-	-	-	
16	Overtime	138	67	-	-	-	-	-	-	-	
17	Health Insurance	7,850	7,549	-	-	-	-	-	-	-	
18	Other Benefits	2,074	2,324	-	-	-	-	-	-	-	
19	Pension	3,949	4,435	-	-	-	-	-	-	-	
20	OPPB	461	-	-	-	-	-	-	-	-	
21	Operations	12,321	12,321	-	-	-	-	-	-	-	
22	Municipal Education Appropriation	-	-	-	-	-	-	-	-	-	
23	Municipal Debt Service	-	-	-	-	-	-	-	-	-	
24	School Debt Service	-	-	-	-	-	-	-	-	-	
25	Total Expenditures	60,623	58,745	-	-	62,008	-	-	-	-	
26	Financing Uses	1	-	-	-	-	-	-	-	-	
27	Net Change (row 13+14-25-26)	531	1,801	-	-	27	-	-	-	-	
28	Appropriated Fund Balance	-	-	-	-	-	-	-	-	-	
29	Prior Period Adjustments - MTP Non-audit	-	-	-	-	-	-	-	-	-	
30	Prior Period Adjustments - Audit	-	-	-	-	-	-	-	-	-	
31	Total Prior Period Fund Balance (rows 32 to 36)	-	3,578	-	-	-	-	-	-	-	
32	Non-spendable***	32	85	-	-	-	-	-	-	-	
33	Restricted***	3,413	3,283	-	-	-	-	-	-	-	
34	Committed	133	2,011	-	-	-	-	-	-	-	
35	Assigned	-	-	-	-	-	-	-	-	-	
36	Unassigned	-	-	-	-	-	-	-	-	-	
37	Enterprise Fund Net Position	-	-	-	-	-	-	-	-	-	

NOT FINALIZED

NOT FINALIZED

NOT FINALIZED

NOT FINALIZED

*Total MTPA or Total Municipal Transparency Amount: is the financial activity for all reportable funds and is available for all reporting periods. For schools this reflects all funds of the school department excluding internal service and fiduciary funds, while for municipalities this includes financial statement general fund and some other funds such as special revenue, enterprise, and debt service. Inclusion and or exclusion of funds is based on Municipal Transparency Portal Implementation Guidance. In general, excluded funds from municipal reporting are fiduciary, capital project, internal services, water, sewer, and storm water. Some Funds may be added or removed from one year to the next.

**The amounts reported in the columns with the headings marked Audited Actual (A,B) are derived from annual audit reports

***Fund balance classifications (rows 32 and 33) may include net position if Enterprise Fund activity is reported prior to FY19.

^ This Transparency Report is required under RI General Law 45-12-222 (a) to be signed and posted to the Municipality's website. Any missing data from any of the columns is due to this information not being currently available, the Municipality/School District failing to report in a prior period, or the information is not applicable.

^^The data found in this report has been summarized for the purposes of display. The raw data which includes department level information along with visualization tools, definitions, as well as a listing of definition and coding changes between years can be found by going to <http://www.municipalfinance.ri.gov/> and clicking on Municipal Transparency Portal tab. The Audited Actual Information is derived from the MTP-2 report that can be found in the Municipality/Regional School District's corresponding fiscal year audit report under supplementary information. The details on which Funds are included in Total MTPA are provided in the Annual Supplemental Transparency Report (MTP2) and Combining Schedules of Reportable Government Services with Reconciliation to MTP2, which can be found in the annual audit reports.


^^ Report in thousands

All columns on pages 1 and 2, except for A and B, are based on the municipality's or school district's most currently available information at the time of submission and are unaudited; the financial information in these columns are subject to change. Due to COVID19, the required level of detail for FY20 budget to actual reporting for Q3 and Q4 were reduced to only total amounts.

This report may encompass the following reporting periods:

- o Adopted Budget Survey (§ 44-35-10 (b)) due within 30 days of final action on budget by Municipality/Regional School District
- o 5 Year Forecast (§ 44-35-10 (c)) due within 30 days of final action on budget by Municipality/Regional School District
- o Budget to Actual (§ 45-12-22.2 (b)) due 25 days after fiscal quarters 2, 3, and 4
- o Municipal Data Report (§ 45-12-22.2 (c)) due prior to finalization of Municipal/Regional School District audit (included in final audit as supplementary information).

Municipal Chief Executive Officer




2/10/21
Date

Municipal Chief Financial Officer




2/8/2021
Date

Superintendent of Schools



2/11/21
Date

School Business Manager



2/11/21
Date