

RHODE ISLAND DEPARTMENT OF REVENUE  
 DIVISION OF MUNICIPAL FINANCE  
 ONE CAPITOL HILL  
 PROVIDENCE, RHODE ISLAND 02908-5873

In accordance with Section 44-35-10(b) of the General Laws of Rhode Island, as amended, the following information shall be provided within thirty days of final action:

Name of Municipality	City of Newport	
<b>Adopted Budget FY 2018</b>		
1 Education (*)	\$ 39,380,364	
2 Municipal Services (**)	\$ 69,081,611	
(*) Provide details below		
<b>Education</b>		
3 Salaries	\$ 22,611,854	
4 Employee Benefits	\$ 10,080,569	
5 Purchased Services	\$ 5,409,303	
6 Supplies & Materials	\$ 1,093,824	
7 Capital Outlays	\$ 86,295	
8 Other (Please Attach Detail)	\$ 98,519	
<b>1 Total - Education</b>	<b>\$ 39,380,364</b>	
<b>Municipal Services (**)</b>		
9 Salaries (Municipal, Police, Fire)	\$ 25,082,031	
10 Employee Benefits	\$ 20,677,297	
11 Police Protection	\$ 1,301,528	
12 Libraries	\$ 1,868,017	
13 Fire Protection	\$ 1,909,275	
14 Debt Service:		
Municipal	1,411,943	
School	4,151,979	
<b>Debt Service Total</b>	<b>\$ 5,563,922</b>	
15 Public Works	\$ 5,577,632	
16 Other (Please Attach Detail)	\$ 7,101,909	
<b>2 Total - Municipal Services</b>	<b>\$ 69,081,611</b>	
(**) Exclude employee salaries and benefits from department spending.		

BENEFITS		18	Note
17	Education (*) (Should Match Line Item 4 On Page 1)	\$ 10,805,569	
18	Municipal (*) (Should Match Line Item 10 On Page 1) (* Provide details below)	\$ 20,677,297	
<b>Education</b>			
19	FICA	\$ 581,123	
20	Medical Insurance - (Active)	\$ 2,901,482	
21	Medical Insurance - (Retirees) ***	\$ 2,066,400	
22	Dental & Vision Insurance - (Active)	\$ 244,318	
23	Dental & Vision Insurance - (Retirees)	\$ 51,030	
24	Life Insurance	\$ 165,813	
25	Pension Contributions ***	\$ 3,611,859	
26	Other (Please Attach Detail)	\$ 458,544	
17	<b>Total - Education: Benefits</b>	<b>\$ 10,080,569</b>	
<b>(Record on lines 4 and 17)</b>			
<b>Municipal</b>			
27	FICA	\$ 740,935	
28	Medical Insurance - (Active)	\$ 3,793,089	
29	Medical Insurance - (Retirees) ***	\$ 3,549,700	
30	Dental & Vision Insurance - (Active)	\$ 269,404	
31	Dental & Vision Insurance - (Retirees)	\$ -	
32	Life Insurance	\$ 31,622	
33	Pension Contributions* (Total): *** (* Provide details below)	\$ 12,292,547	
	Municipal	1,753,685	
	Police	4,396,285	
	Fire	6,142,577	
34	Other (Please Attach Detail)		
18	<b>Total - Municipal: Benefits</b>	<b>\$ 20,677,297</b>	
<b>(Record on lines 10 and 18)</b>			
*** Provide details below			

	ARC as of 07/01/2016	Budgeted FY 2018	Variance FY 2018
Teachers	N/A - ERSRI	N/A	#VALUE!
Municipal:			
General	\$ 1,753,685	\$ 1,753,685	\$ -
Police	\$ 4,396,285	\$ 4,396,285	\$ -
Fire	\$ 6,142,577	\$ 6,142,577	\$ -

	ARC as of 07/01/2016	Budgeted FY 2018	Variance FY 2018
Teachers	\$ 3,710,927	\$ 2,066,400	\$ 1,644,527
Municipal:			
General	\$ 749,646	\$ 720,000	\$ 29,646
Police	\$ 1,485,600	\$ 1,295,000	\$ 190,600
Fire	\$ 1,577,354	\$ 1,160,000	\$ 417,354
Has the city/town established a trust fund? <u>YES</u> (YES or NO)			

35	Education (*)	\$	39,380,364	
36	Municipal (*)	\$	94,666,615	
	(*) Provide details below			
	<b>Education</b>			
37	Municipal Appropriations	\$	25,585,004	
38	State Aid:			
	General		11,532,490	
	Group Home (If Applicable)			
	School Construction Aid			
	Other (Please Attach Detail)			
	<b>State Aid Total</b>	\$	11,532,490	
39	Federal Aid:			
	Impact Aid		600,000	
	Medicaid		400,973	
	Federal Stabilization Funds			
	Other (Please Attach Detail)		75,000	
	<b>Federal Aid Total</b>	\$	1,075,973	
40	Other ( Please Attach Detail)	\$	1,186,897	
	<b>35 Total - Education Revenue</b>	\$	<b>39,380,364</b>	
	<b>Municipal</b>			
41	Local Property Taxes	\$	75,471,867	
42	Local Non-Property Taxes	\$	2,600,000	
43	Federal (Please attach detail)			
44	State Aid:			
	MV Excise Tax Reimbursement		77,989	
	PILOT		1,405,248	
	School Housing Aid		1,535,005	
	Library Aid		168,000	
	Statistical Update Reimbursement		94,560	
	Public Service Corporation Tax (Pass-through)		316,689	
	Meals & Beverage Tax (Pass-through)		2,592,705	
	<b>State Aid Total</b>	\$	6,190,196	
45	Other (Please Attach Detail)	\$	10,404,552	
	<b>36 Total - Municipal Revenue</b>	\$	<b>94,666,615</b>	



<b>BUDGET</b>	
Appropriation (From Prior Year)	_____
Total General Fund Revenues (Municipal and Schools)	_____
<b>Total Available</b>	<b>\$ _____ -</b>
Total General Fund Expenditures (Municipal and Schools)	_____
<b>Balance</b>	<b>\$ _____ -</b>
<p>If applicable please include any unidentified savings / expenditure reductions incorporated with adopted budget, which must be achieved to maintain a balanced budget.</p>	

**The FY 2016 budget was adopted on June 28, 2017**



Municipal	105.25
Police	107.5
Fire	99
<b>Total Personnel Count - General Fund</b>	<b>311.75</b>
<b>Non General Fund Positions **</b>	<b>63.5</b>
<b>Total Municipal Positions</b>	<b>375.25</b>
<p>* Do not include school positions.  ** Not included in approved budget e.g. sewer, water</p>	

This Transparency Report has to be signed and posted to the Municipality/Regional School district website. Additionally, please send signed version back to DMF for posting to the Transparency Portal.

I hereby certify that the information in the within report regarding the municipal departments is accurate and correct.

  
Municipal Chief Executive Officer \_\_\_\_\_ Date \_\_\_\_\_  
  
Municipal Chief Financial Officer \_\_\_\_\_ Date 11/30/17

I hereby certify that the information in the within report regarding the school department is accurate and correct.

  
Superintendent of Schools \_\_\_\_\_ Date 11/30/17  
  
School Business Manager \_\_\_\_\_ Date 11/30/17

<sup>^</sup>The state has been tasked with transitioning these reports to the "Transparency Portal" so that they will be searchable by the public. However, this particular report is considered to be in the "old" format, and as such is only available in pdf and will not have searchable data on the Transparency Portal website, www.municipalfinance.nj.gov. Eventually, reports in this format will be phased out and municipalities/school districts will be reporting in what is considered a "new" searchable format. Additionally, financial information presented are as of the close of the particular reporting period and representative of the time of its preparation. Figures are unaudited and not subject to update.