

TIVERTON		Budget to Actual 1									
Fiscal Year	A	B	C	D	E	F	G	H	I	J	
	2018	2019	2020	2020	2020	2020	2021	2022	2023	2024	
	Audited Actual**	Audited Actual**	Budget	Amended Budget	Actual	Projected	Year 2 Forecast	Year 3 Forecast	Year 4 Forecast	Year 5 Forecast	
	Total MTPA*	Total MTPA*	Total MTPA*	Total MTPA*	Total MTPA*	Total MTPA*	Total MTPA*	Total MTPA*	Total MTPA*	Total MTPA*	
1a	34,207	36,539	-	36,489	36,489	36,489	-	-	-	-	
1b	1,405	1,405	-	1,339	1,339	1,339	-	-	-	-	
2	777	827	-	827	827	827	-	-	-	-	
3	1,887	1,887	-	-	-	-	-	-	-	-	
4	1,887	1,887	-	-	-	-	-	-	-	-	
5	1,887	1,887	-	-	-	-	-	-	-	-	
6	38.2%	37.5%	0.0%	97.9%	67.2%	97.9%	0.0%	0.0%	0.0%	0.0%	
7	38,304	39,248	-	38,026	36,653	39,024	-	-	-	-	
8	2,300	3,152	-	2,022	1,440	2,022	-	-	-	-	
9	2	2	-	-	-	-	-	-	-	-	
10	2,073	3,775	-	3,326	2,555	3,447	-	-	-	-	
11	-	-	-	-	-	-	-	-	-	-	
12	-	-	-	-	-	-	-	-	-	-	
13	43,679	46,155	-	46,352	30,398	46,573	-	-	-	-	
14	-	93	-	511	-	511	-	-	-	-	
15	5,684	5,817	-	7,398	3,495	7,398	-	-	-	-	
16	607	1,369	-	385	145	395	-	-	-	-	
17	1,644	1,793	-	2,912	1,969	2,512	-	-	-	-	
18	871	796	-	784	866	784	-	-	-	-	
19	1,108	1,241	-	1,311	885	1,311	-	-	-	-	
20	814	639	-	100	100	100	-	-	-	-	
21	3,784	4,548	-	5,252	2,315	5,252	-	-	-	-	
22	28,363	24,453	-	24,552	12,986	24,868	-	-	-	-	
23	1,212	1,201	-	1,195	460	1,195	-	-	-	-	
24	2,978	3,595	-	3,579	662	3,579	-	-	-	-	
25	43,130	45,574	-	47,477	22,598	47,378	-	-	-	-	
26	24	24	-	-	-	-	-	-	-	-	
27	523	650	-	(614)	(609)	(609)	-	-	-	-	
28	-	-	-	614	614	614	-	-	-	-	
29	0	-	-	-	-	-	-	-	-	-	
30	-	-	-	-	-	-	-	-	-	-	
31	3,572	3,895	-	-	-	-	-	-	-	-	
32	203	447	-	-	-	-	-	-	-	-	
33	363	161	-	-	-	-	-	-	-	-	
34	578	617	-	-	-	-	-	-	-	-	
35	-	-	-	-	-	-	-	-	-	-	
36	2,731	3,320	-	-	-	-	-	-	-	-	
37	-	-	-	-	-	-	-	-	-	-	

\*Total MTPA or Total Municipal Transparency Amount, is the financial activity for all reportable funds and is available for all reporting periods. For schools this reflects all funds of the school department excluding internal services and fiduciary funds, while for municipalities this includes financial statement general fund and some other funds such as special revenue, enterprise, and debt service. Inclusion and/or exclusion of funds is based on Municipal Transparency Panel Implementation Guidelines. In general, excluded funds from municipal reporting are fiduciary, capital project, internal services, water, sewer, and storm water. Some funds may be added or removed from one year to the next.

\*\*The amounts reported in the columns with the headings marked Audited Actual (Aa) are derived from annual audit reports

\*\*\*Fund balance classifications (rows 32 and 33) may include net position if Enterprise Fund activity is reported prior to FY19.

^ This Transparency Report is required under RI General Law 45-12-22.2 (g) to be signed and posted to the municipality's website. Any missing data from any of the columns is due to this information not being currently available, the Municipality/School District failing to report in a prior period, or the information is not applicable.

^ The data found in this report has been summarized for the purposes of display. The raw data which includes department level information along with visualization tools, definitions, as well as a listing of definition and coding changes between years can be found by going to <https://www.municipalfinance.ri.gov/> and clicking on Municipal Transparency Portal tab. The Audited Actual information is derived from the MTP-2 report that can be found in the Municipality/Regional School District's corresponding fiscal year audit report under supplementary information. The details on which funds are included in Total MTPA are provided in the Annual Supplemental Transparency Report (MTP2) and Combining Schedules of Reportable Government Services with Reconciliation to MTP2, which can be found in the annual audit reports.


^ Report in thousands.



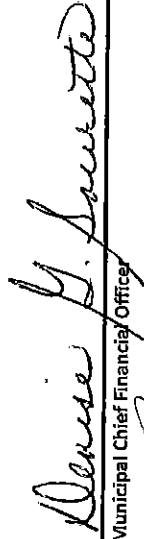
All columns on pages 1 and 2, except for A and B, are based on the municipality's or school district's most currently available information at the time of submission and are unaudited; the financial information in these columns are subject to change.

*This report may encompass the following reporting periods:*

- o Adopted Budget Survey (§ 44-35-10 (b)) due within 30 days of final action on budget by Municipality/Regional School District
- o 5 Year Forecast (§ 44-35-10 (c)) due within 30 days of final action on budget by Municipality/Regional School District
- o Budget to Actual (§ 45-12-22.2 (b)) due 25 days after fiscal quarters 2, 3, and 4
- o Municipal Data Report (§ 45-12-22.2 (c)) due prior to finalization of Municipal/Regional School District audit (included in final audit as supplementary information).

  
\_\_\_\_\_  
Municipal Chief Executive Officer


5/18/2020  
Date

  
\_\_\_\_\_  
Municipal Chief Financial Officer

5/18/2020  
Date

  
\_\_\_\_\_  
Superintendent of Schools

5/18/20  
Date

  
\_\_\_\_\_  
School Business Manager

5/18/20  
Date