

Fiscal Year	West Warwick						Year 2 Forecast		Year 3 Forecast		Year 4 Forecast		Year 5 Forecast	
	A	B	C	D	E	F	G	H	I	J	K	L	M	N
Budget to Actual 3	2019	2020	2021	2021	2021	2021	2022	2023	2024	2025				
1a Levy subject to § 44-5-2	61,037	63,143	-	-	-	-	-	-	-	-	-	-	-	
1b Motor Vehicle Levy	4,346	3,856	-	-	-	-	-	-	-	-	-	-	-	
2 PILOT and Tax Treaties (Included in Levy)	242	9	-	-	-	-	-	-	-	-	-	-	-	
3 PILOT and Tax Treaties (Excluded from Levy)	60	60	-	-	-	-	-	-	-	-	-	-	-	
4 Adjustments to Current Year Levy	-	(193)	-	-	-	-	-	-	-	-	-	-	-	
5 Adjustments to Prior Year's Levy	-	(20)	-	-	-	-	-	-	-	-	-	-	-	
6 Current Year Collection Rate	97.5%	97.8%	0.0%	0.0%	0.0%	0.0%	0.0%	0.0%	0.0%	0.0%	0.0%	0.0%	0.0%	
Audited Actual**	Total MTPA*	Audited Actual**	Budget	Amended Budget	Actual	Projected	Year 2 Forecast	Year 3 Forecast	Year 4 Forecast	Year 5 Forecast				
7 Property Tax	65,855	67,208	-	-	-	-	-	-	-	-	-	-	-	
8 Local Non-Property Tax Revenues	3,641	3,566	-	-	-	-	-	-	-	-	-	-	-	
9 Federal Aid	64	36	-	-	-	-	-	-	-	-	-	-	-	
10 State Aid	4,062	4,290	-	-	-	-	-	-	-	-	-	-	-	
11 Other Revenue	-	-	-	-	-	-	-	-	-	-	-	-	-	
12 Municipal Education Appropriation	-	-	-	-	-	-	-	-	-	-	-	-	-	
13 Total Revenue	73,621	75,091	75,091	75,091	75,091	75,091	75,091	75,091	75,091	75,091	75,091	75,091	75,091	
14 Financing Sources	-	-	-	-	-	-	-	-	-	-	-	-	-	
15 Compensation	12,089	12,374	-	-	-	-	-	-	-	-	-	-	-	
16 Overtime	3,412	3,167	-	-	-	-	-	-	-	-	-	-	-	
17 Health Insurance	2,905	3,278	-	-	-	-	-	-	-	-	-	-	-	
18 Other Benefits	2,491	2,174	-	-	-	-	-	-	-	-	-	-	-	
19 Pension	7,282	7,931	-	-	-	-	-	-	-	-	-	-	-	
20 OPEB	2,569	3,225	-	-	-	-	-	-	-	-	-	-	-	
21 Operations	5,784	5,829	-	-	-	-	-	-	-	-	-	-	-	
22 Municipal Education Appropriation	31,558	31,558	-	-	-	-	-	-	-	-	-	-	-	
23 Municipal Debt Service	1,970	1,607	-	-	-	-	-	-	-	-	-	-	-	
24 School Debt Service	1,167	1,033	-	-	-	-	-	-	-	-	-	-	-	
25 Total Expenditures	71,275	72,126	-	-	-	75,950	-	-	-	-	-	-	-	
26 Financing Uses	277	678	-	-	-	-	-	-	-	-	-	-	-	
27 Net Change (row 13+14-25-26)	1,619	2,287	-	-	-	1,605	-	-	-	-	-	-	-	
28 Appropriated Fund Balance	-	-	-	-	-	-	-	-	-	-	-	-	-	
29 Prior Period Adjustments - MTP Non-audit	-	-	-	-	-	-	-	-	-	-	-	-	-	
30 Prior Period Adjustments - Audit	(450)	-	-	-	-	-	-	-	-	-	-	-	-	
31 Total Prior Period Fund Balance (Rows 32 to 36)	4,758	5,887	-	-	-	-	-	-	-	-	-	-	-	
32 Non-spandable***	221	221	-	-	-	-	-	-	-	-	-	-	-	
33 Restrict***	2,769	3,050	-	-	-	-	-	-	-	-	-	-	-	
34 Committed	-	-	-	-	-	-	-	-	-	-	-	-	-	
35 Assigned	-	500	-	-	-	-	-	-	-	-	-	-	-	
36 Unassigned	2,887	4,402	-	-	-	-	-	-	-	-	-	-	-	
37 Enterprise Fund Net Position	-	-	-	-	-	-	-	-	-	-	-	-	-	

*Total MTPA or Total Municipal Transparency Amount, is the financial activity for all reportable funds and is available for all reporting periods. For schools this reflects all funds of the school department excluding internal service and fiduciary funds, while for municipalities this includes financial statement general fund and some other funds such as special revenue, enterprise, and debt service. Inclusion and or exclusion of funds is based on Municipal Transparency Portal Implementation Guidance. In general, included funds from municipal reporting are fiduciary, capital project, internal service, water, sewer, and storm water. Some Funds may be added or removed from one year to the next.

**The amounts reported in the columns with the headings marked Audited Actual (A,B) are derived from annual audit reports

***Fund balance classifications (rows 32 and 33) may include net position if Enterprise Fund activity is reported prior to FY19.

† This Transparency Report is required under RI General Law 45-12-22.2 (d) to be signed and posted to the Municipality's website. Any missing data from any of the columns is due to this information not being currently available, the Municipality/School District failing to report in a prior period, or the information is not applicable.

††† The data found in this report has been summarized for the purposes of display. The raw data which includes department level information along with visualization tools, definitions, as well as a listing of definition and coding changes between years can be found by going to <https://www.municipalfinance.ri.gov/> and clicking on Municipal Transparency Portal tab. The Audited Actual information is derived from the MTP-2 report that can be found in the Municipality/Regional School District's corresponding fiscal year audit report under supplementary information. The details on which Funds are included in Total MTPA are provided in the Annual Supplemental Transparency Report (MTP2) and Combining Schedule of Reportable Government Services with Reconciliation to MTP2, which can be found in the annual audit reports.

†††† Report in thousands

West Warwick school district		Budget to Actual 3									
Fiscal Year		A	B	C	D	E	F	G	H	I	J
		2019	2020	2021	2021	2021	2021	2022	2023	2024	2025
1a	Levy subject to § 44-5-2										
1b	Motor Vehicle Levy										
2	PILOT and Tax Treaties (Included in Levy)										
3	PILOT and Tax Treaties (Excluded from Levy)										
4	Adjustments to Current Year Levy										
5	Adjustments to Prior Year's Levy										
6	Current Year Collection Rate										
7	Property Tax										
8	Local Non-Property Tax Revenues	78	156								
9	Federal Aid	4,549	4,591								
10	State Aid	26,263	27,432								
11	Other Revenue	642	533								
12	Municipal Education Appropriation	31,558	31,558								
13	Total Revenue	63,090	64,370			67,465					
14	Financing Sources										
15	Compensation	34,083	34,901								
16	Overtime	108	98								
17	Health Insurance	6,879	7,213								
18	Other Benefits	3,450	3,609								
19	Pension	5,371	5,777								
20	DFEB	1,157	1,138								
21	Operations	11,407	12,508								
22	Municipal Education Appropriation										
23	Municipal Debt Service		120								
24	School Debt Service										
25	Total Expenditures	62,438	65,368			66,464					
26	Financing Uses										
27	Net Change (row 13+14-25-26)	652	(998)			1,001					
28	Appropriated Fund Balance										
29	Prior Period Adjustments - MTP Non-audit	(36)	0								
30	Prior Period Adjustments - Audit										
31	Total Prior Period Fund Balance (rows 28 to 30)	6,198	6,751								
32	Non-spendable***										
33	Restricted***	1,156	915								
34	Committed	4,487	3,629								
35	Assigned										
36	Unassigned										
37	Enterprise Fund Net Position	1,112	1,215								

*Total MTPA or Total Municipal Transparency Amount is the financial activity for all reportable funds and is available for all reporting periods. For schools this reflects all funds of the school department excluding internal service and fiduciary funds, while for municipalities this includes financial statement general fund and some other funds such as special revenue, enterprise, and debt service. Inclusion and or exclusion of funds is based on Municipal Transparency Portal Implementation Guidance. In general, excluded funds from municipal reporting are fiduciary, capital project, internal service, water, sewer, and storm water. Some Funds may be added or removed from one year to the next.

**The amounts reported in the columns with the headings marked Audited Actual (A,B) are derived from annual audit reports

***Fund balance classifications (rows 32 and 33) may include net position if Enterprise Fund activity is reported prior to FY19.


^ This Transparency Report is required under RI General Law 45-12-22.2 (d) to be signed and posted to the Municipality's website. Any missing data from any of the columns is due to this information not being currently available, the Municipality/School District failing to report in a prior period, or the information is not applicable. The date found in this report has been summarized for the purposes of display. The raw data which includes department level information along with visualization tools, definitions, as well as a listing of definition and coding changes between years can be found by going to <http://www.municipalfinance.ri.gov/> and clicking on Municipal Transparency Portal Tab. The Audited Actual information is derived from the MTP-2 report that can be found in the Municipality/Regional School District's corresponding fiscal year audit report under supplementary information. The details on which Funds are included in total MTPA are provided in the Annual Supplemental Transparency Report (MTP2) and Combining Schedules of Reportable Government Services with Reconciliation to MTP2, which can be found in the annual audit reports.

oo Report in thousands

All columns on pages 1 and 2, except for A and B, are based on the municipality's or school district's most currently available information at the time of submission and are unaudited; the financial information in these columns are subject to change.


This report may encompass the following reporting periods:

- o Adopted Budget Survey (§ 44-35-10 (b)) due within 30 days of final action on budget by Municipality/Regional School District
- o 5 Year Forecast (§ 44-35-10 (c)) due within 30 days of final action on budget by Municipality/Regional School District
- o Budget to Actual (§ 45-12-22.2 (b)) due 25 days after fiscal quarters 2, 3, and 4
- o Municipal Data Report (§ 45-12-22.2 (c)) due prior to finalization of Municipal/Regional School District audit (included in final audit as supplementary information).




Municipal Chief Executive Officer

08/05/2021
Date




Municipal Chief Financial Officer

8/5/21
Date



Superintendent of Schools

8/5/2021
Date



School Business Manager

8/5/2021
Date