

North Providence										
Budget to Actual 3										
Fiscal Year	A	B	C	D	E	F	G	H	I	J
	2018	2019	2020	2020	2020	2020	2021	2022	2023	2024
1a Levy subject to § 44-5-2	70,743	62,617	-							
1b Motor Vehicle Levy	-	6,956	-							
2 PILOT and Tax Treaties (Included in levy)	628	660	-							
3 PILOT and Tax Treaties (excluded from levy)	-	-	-							
4 Adjustments to Current Year Levy	270	235	-				D	D	D	D
5 Adjustments to Prior Year's Levy	20	545	-				D	D	D	D
6 Current Year Collection Rate	97.2%	98.2%	0.0%				D	D	D	D
	Audited Actual**	Audited Actual**	Budget	Amended Budget	Actual	Projected	Year 2021 Last	Year 2022 Last	Year 2023 Last	Year 2024 Last
	Total MTPA*	Total MTPA*	Total MTPA*	Total MTPA*	Total MTPA*	Total MTPA*	Total MTPA*	Total MTPA*	Total MTPA*	Total MTPA*
7 Property Tax	71,373	70,553	-							
8 Local Non-Property Tax Revenues	4,004	3,933	-							
9 Federal Aid	-	-	-							
10 State Aid	4,207	5,362	-							
11 Other Revenue	513	582	-							
12 Municipal Education Appropriation	-	-	-							
13 Total Revenue	80,098	80,430	-			90,691				
14 Financing Sources	530	-	-							
15 Compensation	17,157	17,864	-							
16 Overtime	3,026	2,853	-							
17 Health Insurance	3,705	4,964	-							
18 Other Benefits	3,002	3,362	-							
19 Pension	1,543	1,607	-							
20 OPEB	2,512	2,134	-							
21 Operations	10,456	11,392	-							
22 Municipal Education Appropriation	32,550	32,550	-							
23 Municipal Debt Service	-	-	-							
24 School Debt Service	3,038	3,397	-							
25 Total Expenditures	76,989	80,123	-			89,232				
26 Financing Uses	-	-	-							
27 Net Change (row 13+14-25-26)	3,639	307	-			1,459				
28 Appropriated Fund Balance	-	-	-							
29 Prior Period Adjustments - MTP Non-audit	-	0	-							
30 Prior Period Adjustments - Audit	-	-	-							
31 Total Prior Period Fund Balance (Rows 29 to 30)	10,135	13,774	-							
32 Non-spendable***	628	404	-							
33 Restricted***	134	145	-							
34 Committed	2,802	2,953	-							
35 Assigned	-	-	-							
36 Unassigned	10,210	10,578	-							
37 Enterprise Fund Net Position	-	-	-							

*Total MTPA or Total Municipal Transparency Amount, is the financial activity for all reportable funds and is available for all reporting periods. For schools this reflects all funds of the school department excluding internal service and fiduciary funds, while for municipalities this includes financial statement general fund and some other funds such as special revenue, enterprise, and debt service. Inclusion and or exclusion of funds is based on Municipal Transparency Portal Implementation Guidance. In general, excluded funds from municipal reporting are fiduciary, capital project, internal service, water, sewer, and storm water. Some Funds may be added or removed from one year to the next.

**The amounts reported in the columns with the headings marked Audited Actual (A,B) are derived from annual audit reports

***Fund balance classifications (rows 32 and 33) may include net position if Enterprise Fund activity is reported prior to FY19.

^ This Transparency Report is required under RI General Law 45-12-22.2 (d) to be signed and posted to the Municipality's website. Any missing data from any of the columns is due to this information not being currently available, the Municipality/School District failing to report in a prior period, or the information is not applicable.

^^ The data found in this report has been summarized for the purposes of display. The raw data which includes department level information along with visualization tools, definitions, as well as a listing of definition and coding changes between years can be found by going to <http://www.municipalfinance.ri.gov/> and clicking on Municipal Transparency Portal tab. The Audited Actual information is derived from the MTP-2 report that can be found in the Municipality/Regional School District's corresponding fiscal year audit report under supplementary information. The details on which Funds are included in Total MTPA are provided in the Annual Supplemental Transparency Report (MTP2) and Combining Schedules of Reportable Government Services with Reconciliation to MTP2, which can be found in the annual audit reports.

^^ Report in thousands

North Providence school district										
Budget to Actual 3										
Fiscal Year	A	B	C	D	E	F	G	H	I	J
	2018	2019	2020	2020	2020	2020	2021	2022	2023	2024
1a Levy subject to § 44-5-2										
1b Motor Vehicle Levy										
2 PILOT and Tax Treaties (included in levy)										
3 PILOT and Tax Treaties (excluded from levy)										
4 Adjustments to Current Year Levy										
5 Adjustments to Prior Year's Levy										
6 Current Year Collection Rate										
	Audited Actual**	Audited Actual**	NOT FINALIZED	Amended Budget	Actual	Projected	Year Last	Year Last	Year Last	Year Last
	Total MTPA*	Total MTPA*	Total MTPA*	Total MTPA*	Total MTPA*	Total MTPA*	Total MTPA*	Total MTPA*	Total MTPA*	Total MTPA*
7 Property Tax	-	-	-	-	-	-	-	-	-	-
8 Local Non-Property Tax Revenues	90	-	-	-	-	-	-	-	-	-
9 Federal Aid	4,149	3,919	-	-	-	-	-	-	-	-
10 State Aid	22,598	23,353	-	-	-	-	-	-	-	-
11 Other Revenue	128	918	-	-	-	-	-	-	-	-
12 Municipal Education Appropriation	32,550	32,550	-	-	-	-	-	-	-	-
13 Total Revenue	59,515	60,740	-	-	60,458	-	-	-	-	-
14 Financing Sources	837	-	-	-	-	-	-	-	-	-
15 Compensation	30,565	31,362	-	-	-	-	-	-	-	-
16 Overtime	93	99	-	-	-	-	-	-	-	-
17 Health Insurance	4,138	5,319	-	-	-	-	-	-	-	-
18 Other Benefits	3,530	3,338	-	-	-	-	-	-	-	-
19 Pension	3,796	4,341	-	-	-	-	-	-	-	-
20 OPEB	246	341	-	-	-	-	-	-	-	-
21 Operations	17,251	16,710	-	-	-	-	-	-	-	-
22 Municipal Education Appropriation	-	-	-	-	-	-	-	-	-	-
23 Municipal Debt Service	-	-	-	-	-	-	-	-	-	-
24 School Debt Service	46	45	-	-	-	-	-	-	-	-
25 Total Expenditures	59,667	61,555	-	-	59,261	-	-	-	-	-
26 Financing Uses	23	-	-	-	-	-	-	-	-	-
27 Net Change (row 13+14-25-26)	662	(815)	-	-	1,197	-	-	-	-	-
28 Appropriated Fund Balance	-	-	-	-	-	-	-	-	-	-
29 Prior Period Adjustments - MTP Non-audit	(10)	-	-	-	-	-	-	-	-	-
30 Prior Period Adjustments - Audit	-	-	-	-	-	-	-	-	-	-
31 Total Prior Period Fund Balance (Rows 32 to 36)	488	1,140	-	-	-	-	-	-	-	-
32 Non-spendable***	51	115	-	-	-	-	-	-	-	-
33 Restricted***	126	188	-	-	-	-	-	-	-	-
34 Committed	1,032	216	-	-	-	-	-	-	-	-
35 Assigned	-	-	-	-	-	-	-	-	-	-
36 Unassigned	(68)	(194)	-	-	-	-	-	-	-	-
37 Enterprise Fund Net Position	-	-	-	-	-	-	-	-	-	-

*Total MTPA or Total Municipal Transparency Amount, is the financial activity for all reportable funds and is available for all reporting periods. For schools this reflects all funds of the school department excluding internal service and fiduciary funds, while for municipalities this includes financial statement general fund and some other funds such as special revenue, enterprise, and debt service. Inclusion and or exclusion of funds is based on Municipal Transparency Portal Implementation Guidance. In general, excluded funds from municipal reporting are fiduciary, capital project, internal service, water, sewer, and storm water. Some Funds may be added or removed from one year to the next.

**The amounts reported in the columns with the headings marked Audited Actual (A,B) are derived from annual audit reports

***Fund balance classifications (rows 32 and 33) may include net position if Enterprise Fund activity is reported prior to FY19.

^ This Transparency Report is required under RI General Law 45-12-22.2 (d) to be signed and posted to the Municipality's website. Any missing data from any of the columns is due to this information not being currently available, the Municipality/School District failing to report in a prior period, or the information is not applicable.

^^ The data found in this report has been summarized for the purposes of display. The raw data which includes department level information along with visualization tools, definitions, as well as a listing of definition and coding changes between years can be found by going to <http://www.municipalfinance.ri.gov/> and clicking on Municipal Transparency Portal tab. The Audited Actual information is derived from the MTP-2 report that can be found in the Municipality/Regional School District's corresponding fiscal year audit report under supplementary information. The details on which Funds are included in Total MTPA are provided in the Annual Supplemental Transparency Report (MTP2) and Combining Schedules of Reportable Government Services with Reconciliation to MTP2, which can be found in the annual audit reports.

^^ Report in thousands


Important Notes:

o

All columns on pages 1 and 2, except for A and B, are based on the municipality's or school district's most currently available information at the time of submission and are unaudited; the financial information in these columns are subject to change.


This report may encompass the following reporting periods:

- o **Adopted Budget Survey (§ 44-35-10 (b))** due within 30 days of final action on budget by Municipality/Regional School District
- o **5 Year Forecast (§ 44-35-10 (c))** due within 30 days of final action on budget by Municipality/Regional School District
- o **Budget to Actual (§ 45-12-22.2 (b))** due 25 days after fiscal quarters 2, 3, and 4
- o **Municipal Data Report (§ 45-12-22.2 (c))** due prior to finalization of Municipal/Regional School District audit (included in final audit as supplementary information).




Municipal Chief Executive Officer

2-24-21
Date




Municipal Chief Financial Officer

2-24-2021
Date



Superintendent of Schools

2-24-2021
Date



School Business Manager

2-24-2021
Date