

Tiverton		Budget to Actual 2									
Fiscal Year	A	B	C	D	E	F	G	H	I	J	
	2020	2021	2022	2022	2022	2022	2023	2024	2025	2026	
1a	Levy subject to § 44-5-2	36,489	37,745	-	-	-	-	-	-	-	
1b	Motor Vehicle Levy	1,339	1,273	-	-	-	-	-	-	-	
2	PILOT and Tax Treaties (included in levy)	-	-	-	-	-	-	-	-	-	
3	PILOT and Tax Treaties (excluded from levy)	827	841	-	-	-	-	-	-	-	
4	Adjustments to Current Year Levy	(383)	(383)	-	-	-	-	-	-	-	
5	Adjustments to Prior Year's Levy	-	428	-	-	-	-	-	-	-	
6	Current Year Collection Rate	98.4%	98.1%	0.0%	0.0%	0.0%	0.0%	0.0%	0.0%	0.0%	
	Audited Actual**	Audited Actual**	Budget	Amended Budget	Actual	Projected	Year 2 Forecast	Year 3 Forecast	Year 4 Forecast	Year 5 Forecast	
	Total MTPA*	Total MTPA*	Total MTPA*	Total MTPA*	Total MTPA*	Total MTPA*	Total MTPA*	Total MTPA*	Total MTPA*	Total MTPA*	
7	Property Tax	39,297	40,063	-	-	-	-	-	-	-	
8	Local Non-Property Tax Revenues	2,996	3,128	-	-	-	-	-	-	-	
9	Federal Aid	-	943	-	-	-	-	-	-	-	
10	State Aid	5,330	2,917	-	-	-	-	-	-	-	
11	Other Revenue	1	-	-	-	-	-	-	-	-	
12	Municipal Education Appropriation	47,564	46,650	-	-	46,287	-	-	-	-	
13	Total Revenue	95,188	93,699	46,650	46,650	46,287	-	-	-	-	
14	Financing Sources	174	5	-	-	-	-	-	-	-	
15	Compensation	7,067	7,104	-	-	-	-	-	-	-	
16	Overtime	1,106	1,302	-	-	-	-	-	-	-	
17	Health Insurance	1,735	1,677	-	-	-	-	-	-	-	
18	Other Benefits	809	648	-	-	-	-	-	-	-	
19	Pension	1,283	1,331	-	-	-	-	-	-	-	
20	OPFB	965	859	-	-	-	-	-	-	-	
21	Operations	4,731	4,106	-	-	-	-	-	-	-	
22	Municipal Education Appropriation	24,868	24,652	-	-	-	-	-	-	-	
23	Municipal Debt Service	1,195	1,183	-	-	-	-	-	-	-	
24	School Debt Service	3,537	3,570	-	-	-	-	-	-	-	
25	Total Expenditures	47,293	46,432	-	-	46,968	-	-	-	-	
26	Financing Uses	-	-	-	-	-	-	-	-	-	
27	Net Change (row 13+14-25-26)	442	223	-	-	(681)	-	-	-	-	
28	Appropriated Fund Balance	-	-	-	-	681	-	-	-	-	
29	Prior Period Adjustments - MTP Non-audit	-	-	-	-	-	-	-	-	-	
30	Prior Period Adjustments - Audit	-	-	-	-	-	-	-	-	-	
31	Total Prior Period Fund Balance (Rows 32 to 36)	4,545	4,987	-	-	-	-	-	-	-	
32	Non-spendable***	106	599	-	-	-	-	-	-	-	
33	Restricted***	-	-	-	-	-	-	-	-	-	
34	Committed	959	660	-	-	-	-	-	-	-	
35	Assigned	-	451	-	-	-	-	-	-	-	
36	Unassigned	3,922	3,499	-	-	-	-	-	-	-	
37	Enterprise Fund Net Position	-	-	-	-	-	-	-	-	-	

*Total MTPA or Total Municipal Transparency Amount, is the financial activity for all reportable funds and is available for all reporting periods. For schools this reflects all funds of the school department excluding internal service and fiduciary funds, while for municipalities this includes financial statement general fund and some other funds such as special revenue, enterprise, and debt service. Inclusion and or exclusion of funds is based on Municipal Transparency Portal Implementation Guidance. In general, excluded funds from municipal reporting are fiduciary, capital project, internal service, water, sewer, and storm water. Some Funds may be added or removed from one year to the next.

**The amounts reported in the columns with the headings marked Audited Actual (A,B) are derived from annual audit reports

***Fund balance classifications (rows 32 and 33) may include net position if Enterprise Fund activity is reported prior to FY19.

^ This Transparency Report is required under RI General Law 45-12-22.2 (d) to be signed and posted to the Municipality's website. Any missing data from any of the columns is due to this information not being currently available, the Municipality/School District failing to report in a prior period, or the information is not applicable.

^^ The data found in this report has been summarized for the purposes of display. The raw data which includes department level information along with visualization tools, definitions, as well as a listing of definition and coding changes between years can be found by going to <http://www.municipalfinance-ri.gov> and clicking on Municipal Transparency Portal tab. The Audited Actual Information is derived from the MTP-2 report that can be found in the Municipality/Regional School District's corresponding fiscal year audit report under supplementary information. The details on which Funds are included in Total MTPA are provided in the Annual Supplemental Transparency Report (MTP2) and Combining Schedules of Reportable Government Services with Reconciliation to MTP2, which can be found in the annual audit reports.

^^^ Report in thousands

Tiverton school district		Budget to Actual 2									
Fiscal Year	A	B	C	D	E	F	G	H	I	J	
	2020	2021	2022	2022	2022	2022	2023	2024	2025	2026	
1a	Levy subject to § 44-5-2										
1b	Motor Vehicle Levy										
2	PILOT and Tax Treaties (Included in Levy)										
3	PILOT and Tax Treaties (Excluded in Levy)										
4	Adjustments to Current Year Levy										
5	Adjustments to Prior Year's Levy										
6	Current Year Collection Rate										
7	Property Tax										
8	Local Non-Property Tax Revenues	17	25								
9	Federal Aid	1,808	2,407								
10	State Aid	7,091	7,827								
11	Other Revenue	339	510								
12	Municipal Education Appropriation	24,868	24,652								
13	Total Revenue	34,114	35,420			36,166					
14	Financing Sources										
15	Compensation	19,008	18,361								
16	Overtime	21	48								
17	Health Insurance	3,520	3,371								
18	Other Benefits	1,200	1,208								
19	Pension	2,367	2,338								
20	OPFB	107	62								
21	Operations	8,723	9,480								
22	Municipal Education Appropriation										
23	Municipal Debt Service										
24	School Debt Service										
25	Total Expenditures	34,947	34,868			36,166					
26	Financing Uses										
27	Net Change (row 13+14-25-26)	(833)	552								
28	Appropriated Fund Balance										
29	Prior Period Adjustments - MTP Non-audit										
30	Prior Period Adjustments - Audit	0	171								
31	Total Prior Period Fund Balance (Rows 32 to 36)	1,543	709								
32	Non-respondable**										
33	Resticted***	99	320								
34	Committed	117	1,020								
35	Assigned										
36	Unassigned	493									
37	Enterprise Fund Net Position		93								

*Total MTPA or Total Municipal Transparency Amount, is the financial activity for all reportable funds and is available for all reporting periods. For schools this reflects all funds of the school department excluding internal service and fiduciary funds, while for municipalities this includes financial statement general fund and some other funds such as special revenue, enterprise, and debt service. Inclusion and or exclusion of funds is based on Municipal Transparency Portal Implementation Guidance. In general, excluded funds from municipal reporting are fiduciary, capital project, internal service, water, sewer, and storm water. Some Funds may be added or removed from one year to the next.

**The amounts reported in the columns with the headings marked Audited Actual (A,B) are derived from annual audit reports

***Fund balance classifications (rows 32 and 33) may include net position if Enterprise Fund activity is reported prior to FY19.

^^ This Transparency Report is required under RI General Law 45-12-22.2 (d) to be signed and posted to the Municipality's website. Any missing data from any of the columns is due to this information not being currently available, the Municipality/School District failing to report in a prior period, or the information is not applicable.


^^^ The data found in this report has been summarized for the purposes of display. The raw data which includes department level information along with visualization tools, definitions, as well as a listing of definition and coding changes between years can be found by going to <http://www.municipalfinance.ri.gov/> and clicking on Municipal Transparency Portal tab. The Audited Actual information is derived from the MTP-2 report that can be found in the Municipality/Regional School District's corresponding fiscal year audit report under supplementary information. The details on which funds are included in Total MTPA are provided in the Annual Supplemental Transparency Report (MTP2) and Combining Schedules of Reportable Government Services with Reconciliation to MTP2, which can be found in the annual audit reports.

^^^ Report in thousands


All columns on pages 1 and 2, except for A and B, are based on the municipality's or school district's most currently available information at the time of submission and are unaudited; the financial information in these columns are subject to change.

This report may encompass the following reporting periods:

- o Adopted Budget Survey (§ 44-35-10 (b)) due within 30 days of final action on budget by Municipality/Regional School District
- o 5 Year Forecast (§ 44-35-10 (c)) due within 30 days of final action on budget by Municipality/Regional School District
- o Budget to Actual (§ 45-12-22.2 (b)) due 25 days after fiscal quarters 2, 3, and 4
- o Municipal Data Report (§ 45-12-22.2 (c)) due prior to finalization of Municipality/Regional School District audit (included in final audit as supplementary information).


Municipal Chief Executive Officer

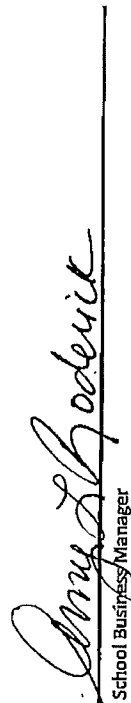
5/16/22
Date


Municipal Chief Financial Officer

5/16/22
Date


Superintendent of Schools

5/23/22
Date


School Business Manager

5/23/22
Date