

North Providence										
Budget to Actual 2										
Fiscal Year	A	B	C	D	E	F	G	H	I	J
	2020	2021	2022	2022	2022	2022	2023	2024	2025	2026
1a Levy subject to § 44-5-2	64,879	65,621	-							
1b Motor Vehicle Levy	5,010	4,198	-							
2 PILOT and Tax Treaties (included in levy)	-	-	-							
3 PILOT and Tax Treaties (excluded from levy)	-	-	-							
4 Adjustments to Current Year Levy	270	270	-							
5 Adjustments to Prior Year's Levy	600	600	-							
6 Current Year Collection Rate	98.2%	97.3%	0.0%			0.0%	0.0%	0.0%	0.0%	0.0%
	Audited Actual**	Audited Actual**	Budget	Amended Budget	Actual	Projected	Year 2 Forecast	Year 3 Forecast	Year 4 Forecast	Year 5 Forecast
	Total MTPA*	Total MTPA*	Total MTPA*	Total MTPA*	Total MTPA*	Total MTPA*	Total MTPA*	Total MTPA*	Total MTPA*	Total MTPA*
7 Property Tax	70,145	70,205	-							
8 Local Non-Property Tax Revenues	4,094	3,453	-							
9 Federal Aid	30	5,488	-							
10 State Aid	15,499	7,465	-							
11 Other Revenue	668	1,619	-							
12 Municipal Education Appropriation	-	-	-							
13 Total Revenue	90,436	88,230	-			78,562				
14 Financing Sources	-	-	-			235				
15 Compensation	18,070	18,228	-							
16 Overtime	2,970	2,864	-							
17 Health Insurance	4,371	4,736	-							
18 Other Benefits	1,676	1,957	-							
19 Pension	5,581	5,183	-							
20 OPEB	2,642	2,366	-							
21 Operations	11,093	10,390	-							
22 Municipal Education Appropriation	32,850	32,850	-							
23 Municipal Debt Service	-	-	-							
24 School Debt Service	9,766	6,229	-							
25 Total Expenditures	89,020	84,804	-			77,238				
26 Financing Uses	28	113	-			145				
27 Net Change (row 13+14-25-26)	1,389	3,313	-			1,413				
28 Appropriated Fund Balance	-	-	-							
29 Prior Period Adjustments - MTP Non-audit	-	-	-							
30 Prior Period Adjustments - Audit	-	-	-							
31 Total Prior Period Fund Balance (Rows 32 to 36)	14,080	15,469	-							
32 Non-spendable***	404	404	-							
33 Restricted***	-	-	-							
34 Committed	2,953	4,158	-							
35 Assigned	-	-	-							
36 Unassigned	12,111	14,221	-							
37 Enterprise Fund Net Position	-	-	-							

*Total MTPA or Total Municipal Transparency Amount, is the financial activity for all reportable funds and is available for all reporting periods. For schools this reflects all funds of the school department excluding internal service and fiduciary funds, while for municipalities this includes financial statement general fund and some other funds such as special revenue, enterprise, and debt service. Inclusion and or exclusion of funds is based on Municipal Transparency Portal Implementation Guidance. In general, excluded funds from municipal reporting are fiduciary, capital project, internal service, water, sewer, and storm water. Some Funds may be added or removed from one year to the next.

**The amounts reported in the columns with the headings marked Audited Actual (A,B) are derived from annual audit reports

***Fund balance classifications (rows 32 and 33) may include net position if Enterprise Fund activity is reported prior to FY19.

^ This Transparency Report is required under RI General Law 45-12-22.2 (d) to be signed and posted to the Municipality's website. Any missing data from any of the columns is due to this information not being currently available, the Municipality/School District failing to report in a prior period, or the information is not applicable.

^^ The data found in this report has been summarized for the purposes of display. The raw data which includes department level information along with visualization tools, definitions, as well as a listing of definition and coding changes between years can be found by going to <http://www.municipalfinance.ri.gov/> and clicking on Municipal Transparency Portal tab. The Audited Actual information is derived from the MTP-2 report that can be found in the Municipality/Regional School District's corresponding fiscal year audit report under supplementary information. The details on which Funds are included in Total MTPA are provided in the Annual Supplemental Transparency Report (MTP2) and Combining Schedules of Reportable Government Services with Reconciliation to MTP2, which can be found in the annual audit reports.

^^ Report in thousands

North Providence school district										
Budget to Actual 2										
Fiscal Year	A	B	C	D	E	F	G	H	I	J
	2020	2021	2022	2022	2022	2022	2023	2024	2025	2026
1a	Levy subject to § 44-5-2									
1b	Motor Vehicle Levy									
2	PILOT and Tax Treaties (included in levy)									
3	PILOT and Tax Treaties (excluded from levy)									
4	Adjustments to Current Year Levy									
5	Adjustments to Prior Year's Levy									
6	Current Year Collection Rate									
	Audited Actual**	Audited Actual**	Budget	Amended Budget	Actual	Projected	Year 2 Forecast	Year 3 Forecast	Year 4 Forecast	Year 5 Forecast
	Total MTPA*	Total MTPA*	Total MTPA*	Total MTPA*	Total MTPA*	Total MTPA*	Total MTPA*	Total MTPA*	Total MTPA*	Total MTPA*
7	Property Tax	-	-	-	-	-	-	-	-	-
8	Local Non-Property Tax Revenues	352	437	-	-	-	-	-	-	-
9	Federal Aid	4,420	5,747	-	-	-	-	-	-	-
10	State Aid	22,661	25,274	-	-	-	-	-	-	-
11	Other Revenue	386	1,358	-	-	-	-	-	-	-
12	Municipal Education Appropriation	32,850	32,850	-	-	-	-	-	-	-
13	Total Revenue	60,668	65,667	-	-	65,156	-	-	-	-
14	Financing Sources	-	-	-	-	-	-	-	-	-
15	Compensation	31,898	31,977	-	-	-	-	-	-	-
16	Overtime	49	57	-	-	-	-	-	-	-
17	Health Insurance	4,579	5,418	-	-	-	-	-	-	-
18	Other Benefits	3,213	3,134	-	-	-	-	-	-	-
19	Pension	4,614	4,734	-	-	-	-	-	-	-
20	OPEB	372	125	-	-	-	-	-	-	-
21	Operations	14,492	15,966	-	-	-	-	-	-	-
22	Municipal Education Appropriation	-	-	-	-	-	-	-	-	-
23	Municipal Debt Service	-	-	-	-	-	-	-	-	-
24	School Debt Service	44	43	-	-	-	-	-	-	-
25	Total Expenditures	59,261	61,454	-	-	65,196	-	-	-	-
26	Financing Uses	-	-	-	-	-	-	-	-	-
27	Net Change (row 13+14-25-26)	1,408	4,212	-	-	(39)	-	-	-	-
28	Appropriated Fund Balance	-	-	-	-	-	-	-	-	-
29	Prior Period Adjustments - MTP Non-audit	(0)	-	-	-	-	-	-	-	-
30	Prior Period Adjustments - Audit	-	644	-	-	-	-	-	-	-
31	Total Prior Period Fund Balance (Rows 32 to 36)	325	1,733	-	-	-	-	-	-	-
32	Non-spendable***	87	-	-	-	-	-	-	-	-
33	Restricted***	141	93	-	-	-	-	-	-	-
34	Committed	1,563	5,489	-	-	-	-	-	-	-
35	Assigned	-	794	-	-	-	-	-	-	-
36	Unassigned	(215)	(297)	-	-	-	-	-	-	-
37	Enterprise Fund Net Position	156	510	-	-	-	-	-	-	-

*Total MTPA or Total Municipal Transparency Amount, is the financial activity for all reportable funds and is available for all reporting periods. For schools this reflects all funds of the school department excluding internal service and fiduciary funds, while for municipalities this includes financial statement general fund and some other funds such as special revenue, enterprise, and debt service. Inclusion and or exclusion of funds is based on Municipal Transparency Portal Implementation Guidance. In general, excluded funds from municipal reporting are fiduciary, capital project, internal service, water, sewer, and storm water. Some Funds may be added or removed from one year to the next.

**The amounts reported in the columns with the headings marked Audited Actual (A,B) are derived from annual audit reports

***Fund balance classifications (rows 32 and 33) may include net position if Enterprise Fund activity is reported prior to FY19.

^ This Transparency Report is required under RI General Law 45-12-22.2 (d) to be signed and posted to the Municipality's website. Any missing data from any of the columns is due to this information not being currently available, the Municipality/School District failing to report in a prior period, or the information is not applicable.

^^ The data found in this report has been summarized for the purposes of display. The raw data which includes department level information along with visualization tools, definitions, as well as a listing of definition and coding changes between years can be found by going to <http://www.municipalfinance.ri.gov/> and clicking on Municipal Transparency Portal tab. The Audited Actual information is derived from the MTP-2 report that can be found in the Municipality/Regional School District's corresponding fiscal year audit report under supplementary information. The details on which Funds are included in Total MTPA are provided in the Annual Supplemental Transparency Report (MTP2) and Combining Schedules of Reportable Government Services with Reconciliation to MTP2, which can be found in the annual audit reports.

^^ Report in thousands


Important Notes:

o The North Providence School Committee sent a letter on May 16th, 2022 projecting a possible FY 22 operating deficit of \$100,000. The school district plans to use fund balance to cover this projected deficit.

All columns on pages 1 and 2, except for A and B, are based on the municipality's or school district's most currently available information at the time of submission and are unaudited; the financial information in these columns are subject to change.

This report may encompass the following reporting periods:

- o **Adopted Budget Survey (§ 44-35-10 (b))** due within 30 days of final action on budget by Municipality/Regional School District
- o **5 Year Forecast (§ 44-35-10 (c))** due within 30 days of final action on budget by Municipality/Regional School District
- o **Budget to Actual (§ 45-12-22.2 (b))** due 25 days after fiscal quarters 2, 3, and 4
- o **Municipal Data Report (§ 45-12-22.2 (c))** due prior to finalization of Municipal/Regional School District audit (included in final audit as supplementary information).




Municipal Chief Executive Officer

6-2-22
Date




Municipal Chief Financial Officer

6-2-2022
Date



Superintendent of Schools

6/2/2022
Date



School Director of Finance and Administration

6/2/2022
Date