

Middletown		Budget to Actual 2									
		A	B	C	D	E	F	G	H	I	J
Fiscal Year		2019	2020	2021	2021	2021	2021	2022	2023	2024	2025
1a	Levy subject to § 44-5-2	45,689	45,707	-							
1b	Motor Vehicle Levy	1,678	1,613	-							
2	PILOT and Tax Treaties (Included in Levy)	-	-	-							
3	PILOT and Tax Treaties (excluded from levy)	108	1,370	-							
4	Adjustments to Current Year Levy	(65)	9	-							
5	Adjustments to Prior Year's Levy	(36)	(29)	-							
6	Current Year Collection Rate	98.6%	97.9%	0.0%			0.0%	0.0%	0.0%	0.0%	0.0%
		Audited Actual**	Audited Actual**	Budget	Amended Budget	Actual	Projected	Year 2 Forecast	Year 3 Forecast	Year 4 Forecast	Year 5 Forecast
		Total MTPA*	Total MTPA*	Total MTPA*	Total MTPA*	Total MTPA*	Total MTPA*	Total MTPA*	Total MTPA*	Total MTPA*	Total MTPA*
7	Property Tax	47,553	48,520	-							
8	Local Non-Property Tax Revenues	6,424	6,356	-							
9	Federal Aid	1,591	410	-							
10	State Aid	3,056	2,965	-							
11	Other Revenue	402	334	-							
12	Municipal Education Appropriation	-	-	-							
13	Total Revenue	59,026	58,585	-			58,123	-	-	-	-
14	Financing Sources	196	628	-			109	-	-	-	-
15	Compensation	9,062	9,290	-							
16	Overtime	1,583	1,410	-							
17	Health Insurance	1,320	1,368	-							
18	Other Benefits	1,196	1,193	-							
19	Pension	2,323	973	-							
20	OPEB	3,098	3,959	-							
21	Operations	7,945	7,775	-							
22	Municipal Education Appropriation	26,622	27,366	-							
23	Municipal Debt Service	2,558	2,768	-							
24	School Debt Service	1,056	933	-							
25	Total Expenditures	56,763	57,036	-			59,114	-	-	-	-
26	Financing Uses	51	512	-			371	-	-	-	-
27	Net Change (row 13+14-25-26)	2,409	1,665	-			(1,253)	-	-	-	-
28	Appropriated Fund Balance	-	-	-			1,253	-	-	-	-
29	Prior Period Adjustments - MTP Non-audit	-	-	-							
30	Prior Period Adjustments - Audit	-	-	-							
31	Total Prior Period Fund Balance (Rows 29 to 31)	16,729	19,138	-							
32	Non-spendable***	39	16	-							
33	Restricted***	1	-	-							
34	Committed	4,510	4,652	-							
35	Assigned	780	679	-							
36	Unassigned	7,342	7,759	-							
37	Enterprise Fund Net Position	6,465	7,695	-							

*Total MTPA or Total Municipal Transparency Amount, is the financial activity for all reportable funds and is available for all reporting periods. For schools this reflects all funds of the school department excluding internal service and fiduciary funds, while for municipalities this includes financial statement general fund and some other funds such as special revenue, enterprise, and debt service. Inclusion and or exclusion of funds is based on Municipal Transparency Portal Implementation Guidance. In general, excluded funds from municipal reporting are fiduciary, capital project, internal service, water, sewer, and storm water. Some Funds may be added or removed from one year to the next.

**The amounts reported in the columns with the headings marked Audited Actual (A,B) are derived from annual audit reports

***Fund balance classifications (rows 32 and 33) may include net position if Enterprise Fund activity is reported prior to FY19.

^ This Transparency Report is required under RI General Law 45-12-22.2 (d) to be signed and posted to the Municipality's website. Any missing data from any of the columns is due to this information not being currently available, the Municipality/School District failing to report in a prior period, or the information is not applicable.

^^ The data found in this report has been summarized for the purposes of display. The raw data which includes department level information along with visualization tools, definitions, as well as a listing of definition and coding changes between years can be found by going to <http://www.municipalfinance.ri.gov/> and clicking on Municipal Transparency Portal tab. The Audited Actual Information is derived from the MTP-2 report that can be found in the Municipality/Regional School District's corresponding fiscal year audit report under supplementary information. The details on which Funds are included in Total MTPA are provided in the Annual Supplemental Transparency Report (MTP2) and Combining Schedules of Reportable Government Services with Reconciliation to MTP2, which can be found in the annual audit reports.

^^ Report in thousands

Middletown school district										
Budget to Actual 2										
Fiscal Year	A	B	C	D	E	F	G	H	I	J
	2019	2020	2021	2021	2021	2021	2022	2023	2024	2025
1a Levy subject to § 44-5-2										
1b Motor Vehicle Levy										
2 PILOT and Tax Treaties (included in levy)										
3 PILOT and Tax Treaties (excluded from levy)										
4 Adjustments to Current Year Levy			D				D	D	D	D
5 Adjustments to Prior Year's Levy										
6 Current Year Collection Rate										
	Audited Actual**	Audited Actual**	Budget	Amended Budget	Actual	Projected	Year 2 Forecast	Year 3 Forecast	Year 4 Forecast	Year 5 Forecast
	Total MTPA*	Total MTPA*	Total MTPA*	Total MTPA*	Total MTPA*	Total MTPA*	Total MTPA*	Total MTPA*	Total MTPA*	Total MTPA*
7 Property Tax	-	-	AL							
8 Local Non-Property Tax Revenues	-	76								
9 Federal Aid	2,869	3,527								
10 State Aid	8,035	7,339								
11 Other Revenue	877	644								
12 Municipal Education Appropriation	26,622	27,382	A							
13 Total Revenue	38,403	38,967				40,132				
14 Financing Sources	122	-	N							
15 Compensation	21,207	21,509								
16 Overtime	181	41								
17 Health Insurance	3,103	2,948								
18 Other Benefits	1,231	1,240	F							
19 Pension	2,676	2,892								
20 OPEB	567	596								
21 Operations	11,920	13,509								
22 Municipal Education Appropriation	-	-	T							
23 Municipal Debt Service	-	-								
24 School Debt Service	-	-								
25 Total Expenditures	40,883	42,736	O			43,878				
26 Financing Uses	-	-	Z							
27 Net Change (row 13+14-25-26)	(2,359)	(3,769)				(3,746)				
28 Appropriated Fund Balance	-	-				3,746				
29 Prior Period Adjustments - MTP Non-audit	(0)	-								
30 Prior Period Adjustments - Audit	-	-								
31 Total Prior Period Fund Balance (Rows 32 to 36)	11,944	9,586								
32 Non-spendable***	-	-								
33 Restricted***	6,708	3,289								
34 Committed	1,580	579								
35 Assigned	1,298	1,542								
36 Unassigned	-	-								
37 Enterprise Fund Net Position	-	407								

*Total MTPA or Total Municipal Transparency Amount, is the financial activity for all reportable funds and is available for all reporting periods. For schools this reflects all funds of the school department excluding internal service and fiduciary funds, while for municipalities this includes financial statement general fund and some other funds such as special revenue, enterprise, and debt service. Inclusion and or exclusion of funds is based on Municipal Transparency Portal Implementation Guidance. In general, excluded funds from municipal reporting are fiduciary, capital project, internal service, water, sewer, and storm water. Some Funds may be added or removed from one year to the next.

**The amounts reported in the columns with the headings marked Audited Actual (A,B) are derived from annual audit reports

***Fund balance classifications (rows 32 and 33) may include net position if Enterprise Fund activity is reported prior to FY19.

^ This Transparency Report is required under RI General Law 45-12-22.2 (d) to be signed and posted to the Municipality's website. Any missing data from any of the columns is due to this information not being currently available, the Municipality/School District failing to report in a prior period, or the information is not applicable.
^^ The data found in this report has been summarized for the purposes of display. The raw data which includes department level information along with visualization tools, definitions, as well as a listing of definition and coding changes between years can be found by going to <http://www.municipalfinance.ri.gov/> and clicking on Municipal Transparency Portal tab. The Audited Actual Information is derived from the MTP-2 report that can be found in the Municipality/Regional School District's corresponding fiscal year audit report under supplementary information. The details on which Funds are included in Total MTPA are provided in the Annual Supplemental Transparency Report (MTP2) and Combining Schedules of Reportable Government Services with Reconciliation to MTP2, which can be found in the annual audit reports.

^^ Report in thousands


Important Notes:

- o The \$372,966 appropriation of fund balance coming from the non-GASB54 funds did not require approval

All columns on pages 1 and 2, except for A and B, are based on the municipality's or school district's most currently available information at the time of submission and are unaudited; the financial information in these columns are subject to change.

This report may encompass the following reporting periods:

- o Adopted Budget Survey (§ 44-35-10 (b)) due within 30 days of final action on budget by Municipality/Regional School District
- o 5 Year Forecast (§ 44-35-10 (c)) due within 30 days of final action on budget by Municipality/Regional School District
- o Budget to Actual (§ 45-12-22.2 (b)) due 25 days after fiscal quarters 2, 3, and 4
- o Municipal Data Report (§ 45-12-22.2 (c)) due prior to finalization of Municipal/Regional School District audit (included in final audit as supplementary information).




Municipal Chief Executive Officer

5/5/2021
Date




Municipal Chief Financial Officer

5/5/2021
Date



Superintendent of Schools

5/3/2021
Date



Director of Finance and Administration

5/3/2021
Date