

RHODE ISLAND DEPARTMENT OF REVENUE  
DIVISION OF MUNICIPAL FINANCE  
ONE CAPITOL HILL  
PROVIDENCE, RHODE ISLAND 02908-5873

In accordance with Section 44-35-10(b) of the General Laws of Rhode Island, as amended, the following information shall be provided within thirty days of final action:

<b>Name of Municipality</b>	<u>Town of Jamestown</u>	
<b>Adopted Budget FY 2018</b>		
<b>EXPENDITURES:</b>	<b>\$\$\$</b>	<b>Notes:</b>
1 Education (*)	\$ 12,799,174	
2 Municipal Services (*) (*) Provide details below	\$ 10,918,079	
<b>Education</b>		
3 Salaries	\$ 5,776,148	
4 Employee Benefits	\$ 2,358,011	
5 Purchased Services	\$ 4,026,217	
6 Supplies & Materials	\$ 356,107	
7 Capital Outlays	\$ 93,146	
8 Other (Please Attach Detail)	\$ 189,545	Contingency
<b>1 Total - Education</b>	<b>\$ 12,799,174</b>	
<b>Municipal Services (**)</b>		
9 Salaries (Municipal, Police, Fire)	\$ 3,801,713	
10 Employee Benefits	\$ 1,755,012	
11 Police Protection	\$ 213,332	
12 Libraries	\$ 229,213	
13 Fire Protection	\$ 774,035	
14 Debt Service:		
Municipal	949,260	
School	262,920	
<b>Debt Service Total</b>	<b>\$ 1,212,180</b>	
15 Public Works	\$ 1,015,123	
16 Other (Please Attach Detail)	\$ 1,917,471	
<b>2 Total - Municipal Services</b>	<b>\$ 10,918,079</b>	
<small>(**) Exclude employee salaries and benefits from department spending.</small>		

BENEFITS:		\$\$\$	Notes:
17	Education (*) (Should Match Line Item 4 On Page 1)	\$ 2,358,011	
18	Municipal (*) (Should Match Line Item 10 On Page 1)	\$ 1,755,012	
(*) Provide details below			
<b>Education</b>			
19	FICA	\$ 448,579	
20	Medical Insurance - (Active)	\$ 799,012	
21	Medical Insurance - (Retirees) ***	\$ 206,209	
22	Dental & Vision Insurance - (Active)	\$ 53,370	
23	Dental & Vision Insurance - (Retirees)	\$ 20,425	
24	Life Insurance	\$ 12,627	
25	Pension Contributions ***	\$ 766,289	
26	Other (Please Attach Detail)	\$ 51,500	
17	<b>Total - Education: Benefits</b>	<b>\$ 2,358,011</b>	
(Record on lines 4 and 17)			
<b>Municipal</b>			
27	FICA	\$ 293,223	
28	Medical Insurance - (Active)	\$ 672,600	
29	Medical Insurance - (Retirees) ***	\$ 119,700	
30	Dental & Vision Insurance - (Active)	\$ -	
31	Dental & Vision Insurance - (Retirees)	\$ -	
32	Life Insurance	\$ 10,000	
33	Pension Contributions* (Total): ***	\$ 479,489	
(*) Provide details below			
	Municipal	296,425	
	Police	183,064	
	Fire		
34	Other (Please Attach Detail)	\$ 180,000	
18	<b>Total - Municipal: Benefits</b>	<b>\$ 1,755,012</b>	
(Record on lines 10 and 18)			
*** Provide details below			

PENSIONS:			
	ARC as of	Budgeted FY 2018	Variance FY 2018
Teachers	\$ 623,175	\$ 623,175	\$ -
Municipal:			
General	\$ 415,678	\$ 415,678	\$ (0)
Police	\$ 183,064	\$ 183,064	\$ -
Fire			\$ -

OPEB:			
	ARC as of 6/30/2016	Budgeted FY 2018	Variance FY 2018
Teachers	\$ 476,222	\$ 226,634	\$ 249,588
Municipal:			
General			\$ -
Police	\$ 439,124	\$ 144,700	\$ 294,424
Fire			\$ -

Has the city/town established a trust fund? YES (YES or NO)

REVENUES:		\$\$\$	Notes:
35	Education (*)	\$ 12,799,174	
36	Municipal (*)	\$ 22,114,444	
	(*) Provide details below		
	<b>Education</b>		
37	Municipal Appropriations	\$ 11,196,365	
38	State Aid:		
	General	478,188	
	Group Home (If Applicable)		
	School Construction Aid		
	Other (Please Attach Detail)		
	<b>State Aid Total</b>	\$ 478,188	
39	Federal Aid:		
	Impact Aid	90,000	
	Medicaid	125,000	
	Federal Stabilization Funds		
	Other (Please Attach Detail)	442,496	
	<b>Federal Aid Total</b>	\$ 657,496	
40	Other ( Please Attach Detail)	\$ 467,125	
	<b>35 Total - Education Revenue</b>	\$ 12,799,174	
	<b>Municipal</b>		
41	Local Property Taxes	\$ 19,225,608	
42	Local Non-Property Taxes	\$ 2,479,000	
43	Federal (Please attach detail)		
44	State Aid:		
	MV Excise Tax Reimbursement	22,042	
	PILOT		
	Distressed Community Relief Fund		
	Library Aid	126,828	
	Public Service Corporation Tax (Pass-through)	70,086	
	Meals & Beverage Tax (Pass-through)	128,422	
	<b>State Aid Total</b>	\$ 347,378	
45	Other (Please Attach Detail)	\$ 62,458	
	<b>36 Total - Municipal Revenue</b>	\$ 22,114,444	


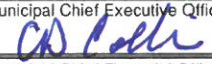
FY 2018 ADOPTED BUDGET	
Appropriation (From Prior Year)	
Total General Fund Revenues (Municipal and Schools)	\$ 23,169,426
<hr/>	
Total Available	\$ 23,169,426
Total General Fund Expenditures (Municipal and Schools)	<hr/>
<hr/>	
Balance	\$ 23,169,426
<p>If applicable please include any unidentified savings / expenditure reductions incorporated with adopted budget, which must be achieved to maintain a balanced budget.</p> <hr/> <hr/>	

The FY 2018 budget was adopted on _____, 2017
---



PERSONNEL: (FTE Count) *	Number of Employees	Notes
Municipal	42	
Police	14	
Fire		
<hr/>		
Total Personnel Count - General Fund	56	
<hr/>		
Non General Fund Positions **		
<hr/>		
Total Municipal Positions	56	
<hr/>		
<p>Do not include school positions. Not included in approved budget e.g. sewer, water</p>		

This Transparency Report has to be signed and posted to the Municipality/Regional School district website. Additionally, please send signed version back to DMF for posting to the Transparency Portal.

I hereby certify that the information in the within report regarding the municipal department is accurate and correct.

  
 Municipal Chief Executive Officer \_\_\_\_\_ Date \_\_\_\_\_  
  
 Municipal Chief Financial Officer \_\_\_\_\_ Date 12/4/17

I hereby certify that the information in the within report regarding the school department is accurate and correct.

  
 Superintendent of Schools \_\_\_\_\_ Date 12/4/17  
  
 School Business Manager \_\_\_\_\_ Date 12/4/17

^The state has been tasked with transitioning these reports to the "Transparency Portal" so that they will be searchable by the public. However, this particular report is considered to be in the "old" format, and as such is only available in pdf and will not have searchable data on the Transparency Portal website, [www.municipalfinance.ri.gov](http://www.municipalfinance.ri.gov). Eventually, reports in this format will be phased out and municipalities/school districts will be reporting in what is considered a "new" searchable format. Additionally, financial information presented are as of the close of the particular reporting period and representative of the time of its preparation. Figures are unaudited and not subject to update.