

---

***TOWN OF SCITUATE***

---

***ANNUAL COMPREHENSIVE  
FINANCIAL REPORT***

***FOR THE FISCAL YEAR ENDED  
MARCH 31, 2023***

***THEODORE J. PRZYBYLA  
TREASURER***

***Prepared by: Town Treasurer's Office***

---

***SCITUATE, RHODE ISLAND***

---

**TOWN OF SCITUATE, RHODE ISLAND  
ANNUAL COMPREHENSIVE FINANCIAL REPORT  
FOR THE FISCAL YEAR ENDED MARCH 31, 2023**

---

**TABLE OF CONTENTS**

	<u><b>PAGE</b></u>
<b>I. INTRODUCTORY SECTION</b>	
<i>LETTER OF TRANSMITTAL</i>	i
<i>CERTIFICATE OF ACHIEVEMENT FOR EXCELLENCE IN FINANCIAL REPORTING</i>	x
<i>ORGANIZATIONAL CHART</i>	xi
<i>LIST OF TOWN OFFICIALS</i>	xii
 <b>II. FINANCIAL SECTION</b>	
<i>INDEPENDENT AUDITORS' REPORT</i>	1
<i>MANAGEMENT'S DISCUSSION AND ANALYSIS</i>	4
 <b><i>BASIC FINANCIAL STATEMENTS</i></b>	
 <u><i>Government Wide Financial Statements</i></u>	
Statement of Net Position	16
Statement of Activities	17
 <u><i>Fund Financial Statements</i></u>	
Balance Sheet – Governmental Funds	18
Statement of Revenues, Expenditures and Changes in Fund Balances - Governmental Funds	19
Reconciliation of the Statement of Revenues, Expenditures and Changes in Fund Balances of the Governmental Funds to the Statement of Activities	20
Statement of Fiduciary Net Position – Fiduciary Funds	21
Statement of Changes in Fiduciary Net Position – Fiduciary Funds	22
 <u><i>Notes to the Financial Statements</i></u>	
Required Disclosures and Other Information	23

*(Continued)*

**TOWN OF SCITUATE, RHODE ISLAND  
ANNUAL COMPREHENSIVE FINANCIAL REPORT  
FOR THE FISCAL YEAR ENDED MARCH 31, 2023**

---

**TABLE OF CONTENTS**

*(continued)*

	<u>PAGE</u>
<b>REQUIRED SUPPLEMENTARY INFORMATION (RSI)</b>	
Schedule of Revenues Non-GAAP – Budgetary Basis – General Fund	81
Schedule of Expenditures Non-GAAP – Budgetary Basis – General Fund	82
Notes to Required Supplementary Information – Budgetary to GAAP	83
Pension Plan – Schedule of Town Employees MERS Information GASB 68	84
Pension Plan – Schedule of Police Employees MERS Information GASB 68	85
Pension Plan – Schedule of Police Employees MERS Information GASB 68	86
Schedule of Changes in Net Pension Liability and Related Ratios-Police Plan	87
Schedule of Town Police Plan Contributions and Investment Returns	88
Pension Plan – Schedule of Town and School Employees ERS Information GASB 68	89
Pension Plan – Schedule of Teacher Survivors Benefit Information GASB 68	90
Schedule of Changes in the Net OPEB Liability and Related Ratios	91
Schedule of Plan Contributions and Investment Returns	92
Notes to Required Supplementary Information – Pension Plans	93
 <u>Supplementary Information</u>	
Budgetary Comparison Schedule – General Fund	94
Combining Balance Sheet – Non-Major Governmental Funds	95
Combining Statement of Revenues, Expenditures and Changes in Fund Balances – Non-Major Governmental Funds	96
Combining Balance Sheet – Non-Major Governmental Funds – Special Revenue Funds – Town	97
Combining Statement of Revenues, Expenditures and Changes in Fund Balances – Non-Major Governmental Funds – Special Revenue Funds – Town	102
Combining Balance Sheet – Non-Major Governmental Funds – Special Revenue Funds – School Restricted	107
Combining Statement of Revenues, Expenditures and Changes in Fund Balances – Non-Major Governmental Funds – Special Revenue Funds – School Restricted	112
Combining Balance Sheet – Non-Major Governmental Funds – Capital Project Funds	117
Combining Statement of Revenues, Expenditures and Changes in Fund Balances – Non-Major Governmental Funds – Capital Project Funds	121
Combining Balance Sheet – Non-Major Governmental Funds – Town Permanent Funds	125
Combining Statement of Revenues, Expenses and Changes in Net Position – Non-Major Governmental Funds – Town Permanent Funds	126
Combining Statement of Fiduciary Net Position – Trust Funds	127
Combining Statement of Changes in Fiduciary Net Position – Trust Funds	128
Balance Sheet – General Fund and GASB 54 Combining Funds	129
Schedule of Revenues, Expenditures, Other Financing Sources (Uses) and Changes in Fund Balances – General Fund and GASB 54 Combining Funds	131
School Department Balance Sheet – Current Year Operations	133
School Department Revenue and Expenditures – Current Year Operations	134
Schedule of Revenue and Expenditures – Budget and Actual School Department Operations	135
Tax Collectors Annual Report	136
Annual Supplemental Transparency Reports (MTP2)	137
Notes to Annual Supplemental Transparency Reports (MTP2)	142

*(Continued)*

**TOWN OF SCITUATE, RHODE ISLAND  
ANNUAL COMPREHENSIVE FINANCIAL REPORT  
FOR THE FISCAL YEAR ENDED MARCH 31, 2023**

---

**TABLE OF CONTENTS**  
*(continued)*


	<b><u>PAGE</u></b>
<b>III. STATISTICAL SECTION</b>	
Net Position by Component	144
Changes in Net Position	145
Fund Balances, Governmental Funds	146
Changes in Fund Balances - Governmental Funds	147
Assessed and Estimated Actual Value of Taxable Property	148
Direct and Overlapping Property Tax Rates	150
Principal Property Taxpayers	151
Property Tax Levies and Collections	152
Ratio of Outstanding Debt by Type	153
Ratio of General Bonded Debt Outstanding	154
Direct and Overlapping Governmental Activities Debt	155
Legal Debt Margin Information	156
Pledged-Revenue Coverage	157
Demographic and Economic Statistics	158
Principal Employers	159
Full-time Equivalent Town Government Employees by Function	160
Operating Indicators by Function/Program	161
Capital Asset Statistics by Function/Program	162
<b>IV. SINGLE AUDIT SECTION</b>	
Report on Internal Control Over Financial Reporting and on Compliance and Other Matters Based on an Audit of Financial Statements Performed in Accordance with <i>Government Auditing Standards</i>	163
Independent Auditor's Report on Compliance for Each Major Program and on Internal Control over Compliance Required by Uniform Guidance	165
Schedule of Expenditures of Federal Awards	168
Schedule of Findings and Questioned Costs	169
Schedule of Prior Year Findings and Questioned Costs	171
Notes to Schedule of Expenditures of Federal Awards	172

*(Concluded)*

## **INTRODUCTORY SECTION**

This Section Contains the Following Subsections:

Letter of Transmittal  
Certificate of Achievement for Excellence in Financial Reporting  
Organizational Chart  
List of Town Officials



# Town of Scituate

## Rhode Island

THEODORE J. PRZYBYLA  
TOWN TREASURER

January 10, 2024

To the Honorable President and  
Members of the Town Council  
Scituate, Rhode Island

P.O. BOX 127  
NORTH SCITUATE, RI 02857  
(401) 647-2547

The Annual Comprehensive Financial Report of the Town of Scituate, for the fiscal year ended March 31, 2023, is submitted herewith as mandated by state statutes. State laws require that all local governments publish a complete set of financial statements presented in conformity with generally accepted accounting principles (GAAP) within six months of the close of each fiscal year. This report was prepared by the Treasurer's Office. Responsibility for both the accuracy of the presented data and the completeness and fairness of the presentation, including disclosures, rests with the Town. We believe the information, as presented, is accurate in all material aspects: that it is presented in a manner designed to fairly set forth the financial position and results of operations of the Town as measured by the financial activity of its various funds; and that all disclosures necessary to enable the reader to gain adequate understanding of the Town's financial affairs have been included.

The Town is required to undergo an annual Single Audit in conformance with the provisions of the Single Audit Act of 1996 and Title 2 U.S. Code of Federal Regulations (CFR) Part 200, *Uniform Administrative Requirements, Cost Principles, and Audit Requirements for Federal Awards* (Uniform Guidance). The Schedule of Expenditures of Federal Awards and Independent Auditors' Report on the internal control structure and compliance with laws and regulations are included in the Single Audit Section of this report.

### GENERAL

The Town was established in 1636 and incorporated separately on February 20, 1730. It contains an area of fifty-five square miles and is located approximately eight miles west of Providence, Rhode Island.

The Scituate reservoir and its tributary ponds and streams extend throughout most of the area. The water resources are owned by the City of Providence, which maintains them and the attendant watershed in such attractive condition that much of the Town's area has the appearance of a natural park. The convenient location and general attractiveness have induced a considerable number of executives employed in Providence and other nearby communities, to establish residence in the Town.

By design, the Town has remained residential in character. Except for one manufacturer, businesses are almost entirely of the service type.

Approximately forty percent (42.6%) of the Town area is owned by the City of Providence and is employed in the collection and storage of water. This property was acquired by an act of the State of Rhode Island (the "State") legislature that provided the land could be used for water supply purposes only. This huge reservoir is so well engineered and controlled that it has never posed a flood threat. For its land and improvements thereon, the City of Providence currently pays the Town of Scituate an annual amount that represents approximately 23.3% of the Town's total tax levy. Under legislation adopted by the General Assembly, the amount of taxes and manner for determining that amount may be renegotiated for a period not exceeding ten years. The Town of Scituate and the City of Providence negotiated a new agreement establishing the annual tax payment from January 1, 2020, through December 31, 2029.

## Government

The Town of Scituate is a municipal corporation operating under the General Laws of Rhode Island and as such utilizes the Town Council form of government. The Town Council consists of 7 elected members headed by a Town Council President. Town Council members are elected at large for a term of two years. The Town Council has the responsibility of managing the affairs of the Town and submits a detailed budget of its estimated expenditures and revenues for each fiscal year to the voters at an annual Financial Town Meeting, after a series of public hearings held by the Budget Committee. During public meetings, the Budget Committee will review the proposed annual budgets prepared by each department and will compile a recommended annual budget to the Town Council.

## Education

The public school system of the Town consists of one senior high school, one middle school and three elementary schools. A five-member School Committee that is elected at-large at the regular biennial elections for four-year term directs the general administration of the Scituate School Department. The School Committee determines and controls all policies affecting the administration, maintenance, and operation of the public schools in the Town. The School Committee appoints a Superintendent as its chief administrative agent; submits a budget of expenditures and revenues to the Budget Committee and ultimately to the voters at an annual Financial Town Meeting and, once the school budget is approved, determines the allocation of the amount appropriated. The school enrollment for September 1, 2023 is 1,238. The cost per student was \$19,745 shared by the Town and the State of Rhode Island in the form of School Operation Aid. The cost of operating the Town's school system for the fiscal year ended March 31, 2022 was \$24,601,840 and \$32,294,502 has been budgeted for fiscal year ending June 30, 2024.

Student enrollment per the Scituate School Department for the past ten years has been and is projected to be as follows:

<b>Fiscal Year</b>	<b><u>Ending</u></b>	<b><u>Enrollment</u></b>
<i>Actual</i>		
	2014	1,448
	2015	1,422
	2016	1,367
	2017	1,305
	2018	1,287
	2019	1,232
	2020	1,226
	2021	1,206
	2022	1,229
	2023	1,238
<i>Projected</i>		
	2024	1,319

Projections revised NESDC and Scituate School Department

## **Municipal Services**

In addition to its schools, the Town provides many other major public services, which are described below:

### *Rubbish and Garbage Collection*

Curbside rubbish and garbage collection are made weekly by the Town. Recycling is picked up on a bi-weekly basis. Residents have been issued 64 gallon rolling recycling containers to encourage maximum recycling efforts. The recycling contractor is diligent about only accepting items eligible for recycling.

### *Police Department*

The Scituate Police Department has a force of 18 full-time sworn officers and 8 civilians, for a total complement of 26 employees. Over the last several years, the Scituate Police department has shifted its emphasis from a traditional law enforcement role to a more proactive, community-oriented policing style to better serve the community. We will continue to be partners with the community, for it is by working together that we will solve community problems, increase operational effectiveness, and maintain a high quality of life for all residents of the Town of Scituate. The Scituate Police Department will continue in the direction to maintain a high level of professionalism. We build on the success of the past and continue to grow as a transparent, responsive, and people-oriented police department.

There are 2 Animal Control Officers. The Animal Control Department operates the Scituate Animal Shelter, which is open five days per week. The Animal Control officers enforce the animal ordinances of the Town's of Scituate and Foster. In fiscal 2023 the Police Department expended \$2,573,485 and Animal Control spent \$140,237. The fiscal 2024 budget is \$3,280,467 for Police and \$187,867 for Animal Control.

### *Fire Protection*

The Scituate Fire Department is comprised from four separate independent fire districts each with one station. With their volunteer and on-call staff, they provide the Town with 24/7 coverage for all hazards and fire suppression. The stations are located on Danielson Pike in North Scituate; Main Street, Hope; Route 102, Chopmist; and Tunk Hill Road in Potterville. Apparatus and equipment include pumpers, tankers, a ladder truck, heavy rescues, brush trucks and rescues. The Department expended \$1,571,328 in fiscal 2023 and \$2,009,725 is budgeted for fiscal 2024.

### *Emergency Management Services*

The Town has an Emergency Management Office located at 195 Danielson Pike, North Scituate. A contracted, part-time EMA Director and Deputy Director staff this office. Responsibilities include maintaining and updating the Town's Emergency Operation Plan, Hazard Mitigation Plan, Dam EAP and the Town's Emergency Operations Center and Communications Center.

The office initiates vulnerability assessments, resource allocations and provides the coordination of assets during natural disasters or large-scale incidents. The EMA Director will act as the liaison with State and Federal agencies to acquire specialized equipment or obtain funding for prevention or to mitigate hazards following disasters. The Director also acts as the Floodplain Coordinator for FEMA's mapping and the Infection Control Officer in the event of a pandemic.

The Director also acts as the Coordinator for the Town's emergency resources from both the Fire and Police Departments during State of Emergency events and provides direct oversight to the Town's Community Emergency Response Team (CERT) and its Operations Manager.

The Department spent \$87,308 in FY23 and \$121,913 is budgeted for FY24.



### *Emergency Medical Services*

The Town's School Department services the School Health Program. The Emergency Medical Services are provided by the fire departments at the Advance Life Support level. The Hope-Jackson and North Scituate stations maintain a 24/7 paid rescue system. The Potterville station maintains an all-volunteer rescue 12/7 and the Chopmist Hill department supports EMS units responding into its district.

### *Senior Services Center*

The Scituate Senior Services Department provides senior programming for the elders of the town five days a week through enhancing, enriching and educating the elders of the community. The Senior Services Department acts as a resource for elders and families to liaison among the state and federal agencies supporting elders. The department is run with one full time director and five part-time staff. The department can provide transportation to all elders of the community with two transit buses and one minivan. The Scituate Senior Services department is a standalone building located at 1315 Chopmist Hill Road with acreage for outdoor recreation. The Senior Services Department also operates as a meal site funded by federal government. In fiscal 2023 the Senior Services Department expended \$132,069; \$196,389 is budgeted for fiscal 2024.

### *Public Works, Sewers and Water*

The Town's Public Works Department maintains the Town's property including highways, public buildings and recreational facilities. The Department expended \$2,921,452 in fiscal 2023 and the fiscal 2024 budget is \$3,759,262. This budget includes payments for care of trees, cemetery care, rubbish and recycling pickup. There are no sanitary sewers in the Town. The Department also maintains an extensive storm-water drain system on municipally owned roadways. The majority of town residents draw water from private wells and a small number of residents are served by a public water supplier (Kent County Water Authority).

### *Libraries*

There are two public libraries in the Town of Scituate; North Scituate Library and Hope Library, primarily supported by the Town appropriation and State Aid. The libraries' fiscal 2023 appropriation was \$550,748 from the Town and \$116,307 from State Aid. The fiscal 2024 total Town and State Aid appropriation is \$863,530.

### *Recreation / Social Services*

The Town supports a Recreation Department with a full time Director who oversees seasonal recreation programs to include Scituate Girls Softball, Scituate Foster Little League, Tri Town Titans Football, Scituate Youth Tennis, Scituate Youth Soccer, Scituate Youth Basketball and Scituate Summer Basketball Programs. The Department works with all organizations to determine their budget from the town to improve its programs such as youth sports clinics and developmental programs that will benefit the community. The Recreation Department has a summer program which runs for eight weeks and it hires seasonal employees, mostly school age students from the town, to run the program.

The Department works with State and local organizations to ensure all guidelines are met to run the camp. State requirements for lifeguard certifications, food and water safety are a top priority. The Recreation Department supports after-school programs and community-based events. The Department explores grant opportunities to offset budgetary spending.

The Recreation Department expended \$222,434 in FY 2023 and \$277,851 is budgeted for FY 2024.

The Town supports various social service and community health organizations. The Town has appropriated and expended \$61,018 in FY 2023 and expects to spend \$73,335 in FY 2024.

## **Employee Relations**

As of March 31, 2023 the Town had 24 full-time and approximately 66 part-time and seasonal employees exclusive of the School and Police Departments. The Police Department employed 17 uniformed officers, 6 full-time and 2 part-time civilian employees and 1 full-time and 1 part-time animal control officers. The School Department as of such date had 147 full and part-time professionals, as well as 83 part-time and full-time non-professional employees.

The Town's uniformed police employees are members of the International Brotherhood of Police Officers (IBPO). The Town and Union have negotiated a new three-year contract through June 30, 2024. The Town's professional school employees are members of the National Education Association of Rhode Island (NEARI) with a contract that expires on August 31, 2025. The School Department's custodians are members (NEARI) with a contract that expires June 30, 2026. The School Department's Paraprofessionals are members (NEAR) with a contract that expires June 30, 2024. The employees of the Department of Public Works are members of the Teamsters, Chauffeurs, Warehousemen & Helpers of America Local Union No. 251 with a new three-year contract that expires June 30, 2025. Lastly, the Town recently negotiated a new contract with the Police Dispatchers and Animal Control Officers, who are members of NAGE Local R1-42. The dispatchers' contract expires June 30, 2025.

## **ECONOMIC CONDITIONS AND OUTLOOK**

### **Population**

In 2022, Scituate was ranked 29th in population among the thirty-nine cities and towns in Rhode Island and the Town experienced a 3.4% increase in population from 1990 to 2000. Set forth below is a table of the population in the Town for various years from 1940 to 2022.

<b>Year</b>	<b>Population</b>
<b>1940</b>	2,838
<b>1950</b>	3,905
<b>1960</b>	5,210
<b>1970</b>	7,489
<b>1980</b>	8,405
<b>1990</b>	9,796
<b>2000</b>	10,324
<b>2010</b>	10,329
<b>2015</b>	10,414
<b>2016</b>	10,566
<b>2017</b>	10,611
<b>2018</b>	10,658
<b>2019</b>	10,603
<b>2020</b>	10,603
<b>2021</b>	10,598
<b>2022</b>	10,409

Source: U.S. Bureau of the Census. Rhode Island City and Town, Town Population Estimates

### **Unemployment**

The most recent labor market information summary indicates that annualized unemployment for the years indicated was as shown in the following table:

	ANNUALIZED									
	2004	2005	2006	2007	2008	2009	2010	2011	2012	2013
Town of Scituate	5.1%	5.8 %	5.0 %	5.3%	7.0%	12.5%	11.9%	10.5%	9.8%	8.8%
State of Rhode Island	4.6%	5.5%	5.1%	5.2%	7.5%	12.4%	12.9%	11.5%	10.4%	9.3%
United States	5.4%	5.4%	4.3%	5.0%	5.5 %	9.5%	10.2%	8.9%	8.1%	7.4%
	2014	2015	2016	2017	2018	2019	2020	2021	2022	2023
Town of Scituate	7.0%	5.7%	5.0%	5.6%	5.6%	3.4%	9.8%	5.7%	2.7%	2%
State of Rhode Island	7.7%	6.0%	5.6%	5.3%	4.5%	3.7%	10.1%	5.8%	2.8%	2.6%
United States	6.2%	5.3%	5.1%	4.9%	5.7%	3.8%	8.7%	6.7%	3.3%	3.8%

Source: Rhode Island Department of Labor and Training; Data Center

## Employment

In the Third Quarter of 2022 the Town had 325 private business and industrial firms subject to the payment of employment security taxes. During that period, the payrolls for those firms totaled \$13,448,143 and the average number of persons employed were 1,147. The following is a listing of the various types of industry in the Town covered by the Department of Labor and Training through the 3<sup>rd</sup> Quarter of 2022.

3rd Quarter of 2022

Industry	Average No. of Units	Annual Payroll	Average No. of Employees
Agr., Fish., Mining	6	\$ 124,341	24
Construction	78	4,330,415	312
All Manufacturing	5	*	*
Transportation/Warehousing	13	698,385	48
Wholesale Trade	21	735,795	32
Retail Trade	20	1,961,754	196
Fin., Ins., Real Estate	23	271,518	21
Service Industries	92	2,839,426	287
Information	3	*	*
<b>Totals</b>	<u>261</u>	<u>10,961,634</u>	<u>920</u>

Source: www.Rhode Island Department of Labor and Training; Quarterly Census of Employment & Wages; by City and Town. Annual Report

\*Data not shown due to the possibility of identifying data of a specific employer

## Income Levels

According to the US Census Bureau's five-year 2017-2021 American Survey estimates, the median family income of the Town of Scituate was \$104,388 compared to \$74,489 for the State of Rhode Island. Median family income in the Town decreased from \$107,404 in 2021, a decrease of 2.8%. The Town of Scituate's 2017-2021 median family income ranked 7th among Rhode Island cities and towns.

The per capita income of the Town was \$50,027 compared to \$39,603 for the State. The Town of Scituate’s year 2021 per capita income ranks 7th among Rhode Island cities and towns.

**Building Permits**

The following table indicates the number of building permits issued by the Town building inspector for the calendar years indicated and the declared value of the construction undertaken: the permit totals include additions, renovations, roofing, siding, pools, electrical, mechanical and plumbing permits.

<u>Year</u>	<u>Permits Issued</u>	<u>Value</u>
2014	538	7,406,272
2015	710	9,690,142
2016	674	9,604,001
2017	583	9,363,928
2018	733	11,697,173
2019	911	13,191,208
2020	887	19,342,330
2021	954	23,983,358
2022	946	30,197,683
2023	727	15,041,034

Source: Town of Scituate, Building Inspector

**Housing**

During the Fiscal Year from April 1, 2022 through March 31, 2023, the sale price for a single family home in Scituate ranged from \$90,000 to \$1,800,000. The median sales price for a house in Scituate was \$415,500 and the average sales price was \$447,870.

Source: Tax Assessor’s data base

**Economic Development**

Within the past year, a few projects are underway and some projects are still on the drawing board.

- “McIntosh Hill Estates, fka Chopmist Hill Estates” an 18-unit condominium development under “Affordable Housing”, has received Certificate of Occupancy for fifteen units. Three more units have yet to be built as the applicant has asked for a major modification through the Plan Commission.
- “Hope River Village”, a 16-unit, age 55+ condominium project, received Master Plan approval with an Affordable Housing component.
- “Burnt Hill Estates”, a 6-lot subdivision, received final approval from the Scituate Plan Commission. One lot has built a house and received a CO, two lots are under construction.
- Scituate Highlands Phase 2 & 3, 24 houses received a one-year extension of their Final approval.

## **Long – Term Financial Planning**

As part of the budget process, the Town established a five-year capital plan beginning in fiscal year 2016. The capital plan was created to prioritize and manage capital needs of the various town departments, and is reviewed annually. The Town has adopted a written policy on the use of these capital funds. Most recently, the Town Council also established an ordinance to create a restricted budget reserve account to be maintained at 10% of the average of last five years' total appropriations (municipal and school). In FY23 \$1,000,000 was appropriated for capital and \$1,100,000 budgeted in 2024.

## **Major Initiatives**

Weston & Sampson has been working on the Town's Comprehensive Plan Update. Weston & Sampson, along with the Plan Commission, has completed 98% of the revisions. Drafts have been reviewed by Statewide Planning and changes made according to those reviews.

The Plan Commission created an Entertainment/Event Ordinance and a Winery Ordinance, pertaining to the inclusion of farm accessory business uses, including defining "wineries" and their allowed activities. The Winery Ordinance was approved by the Town Council. The Town Council sent the Entertainment/Event Ordinance back to the Plan Commission for review/changes. The Plan Commission has been working on major changes/rewrite of the Zoning Ordinance based on recent State Enabling Legislation.

## **FINANCIAL INFORMATION**

A detailed understanding of the financial position and operating results of the Town is provided in the Annual Comprehensive Financial Report (ACFR). The Management's Discussion and Analysis starting on Page 3 of the ACFR provides additional information to assess the Town's financial condition.

## **Internal Controls**

In developing and evaluating the Town's accounting control system, consideration is given to the adequacy of internal accounting controls. Accounting control comprises the plan of organization, procedures, and records that are concerned with the safeguarding of assets and the reliability of financial records and consequently is designed to provide reasonable assurance that:

- Transactions are executed in accordance with management's general or specific authorization.
- Transactions are recorded as necessary (1) to permit preparation of financial statements in conformity with generally accepted accounting principles or any other criteria, such as finance - related legal and contractual compliance requirements applicable to such statements, and (2) to maintain accountability of assets.
- Access to assets is permitted only in accordance with management's authorization.
- The recorded accountability of assets is compared with the existing assets at reasonable intervals and appropriate action is taken with respect to any differences.

The definition of accounting control presumes reasonable, but not absolute, assurance that the objectives expressed in it will be accomplished by the system. The concept of reasonable assurance

recognizes that the cost of internal controls should not exceed the benefits to be derived. The benefits consist of reductions in the risk of failing to achieve the objectives implicit in the definition of accounting control.

All internal control evaluations occur within the above framework. We believe that the Town's internal accounting control adequately safeguards assets and provides reasonable assurance of proper recording of financial transactions.

**Budgetary Control**

The Town has formally established budgetary accounting control for its General Fund. It is the responsibility of the Town Budget Committee to submit to the Town Council and make available to the general public a proposed General Fund budget, including the School Departments transfer for the fiscal year. The Town Council may then revise and adopt a recommended General Fund budget including changes to the School Departments transfer. At least two public hearings are conducted on the recommended General Fund Budget and the final recommended budget is approved by the voters and legally enacted through an ordinance by the Town Council at the Annual Financial Town Meeting. The General Fund and School Departments annual operating budget amounts are supported by revenue estimates and consider the elimination of accumulated deficits and the re-appropriation of accumulated surpluses to the extent necessary.

**Independent Audit**

In accordance with the RI General Laws an audit of the financial statements has been completed by the Town's independent auditors, Damiano & Company CPA's and their opinion is included herein.

**Reporting Achievement**


The Government Finance Officers Association of the United States and Canada (GFOA) awarded a Certificate of Achievement for Excellence in Financial Reporting to the Town of Scituate for its annual comprehensive financial report for the fiscal year ended March 31, 2022. In order to be awarded a Certificate of Achievement, a government unit must publish an easily readable and efficiently organized annual comprehensive financial report. This report must satisfy both generally accepted accounting principles and applicable legal requirements.

A Certificate of Achievement is valid for a period of one year only. We believe that our current annual comprehensive financial report continues to meet the Certificate of Achievement Program's requirements and we are submitting it to GFOA to determine its eligibility for another certificate for fiscal 2023.

**Acknowledgment**

The preparation of the Annual Comprehensive Financial Report could not have been accomplished without the efforts and dedication of the competent staff of the treasurer's office. A special note of appreciation is extended to the many diligent employees who gave their time and efforts to the production of this ACFR. Finally, I would like to thank the Town Council for their support in planning and conducting the financial operation of the Town in a dedicated, professional, and responsible manner.

Respectfully submitted,



Theodore J. Przybyla  
Town Treasurer



Government Finance Officers Association

Certificate of  
Achievement  
for Excellence  
in Financial  
Reporting

Presented to

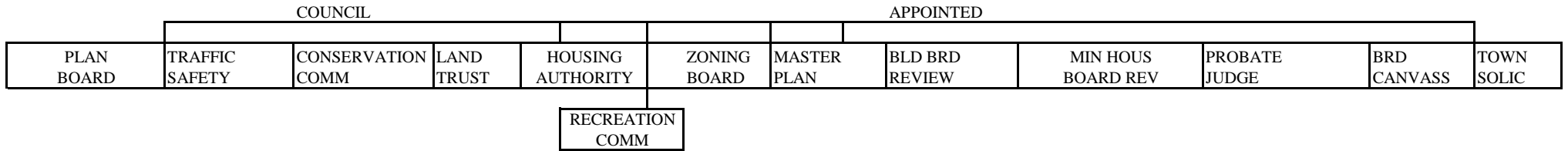
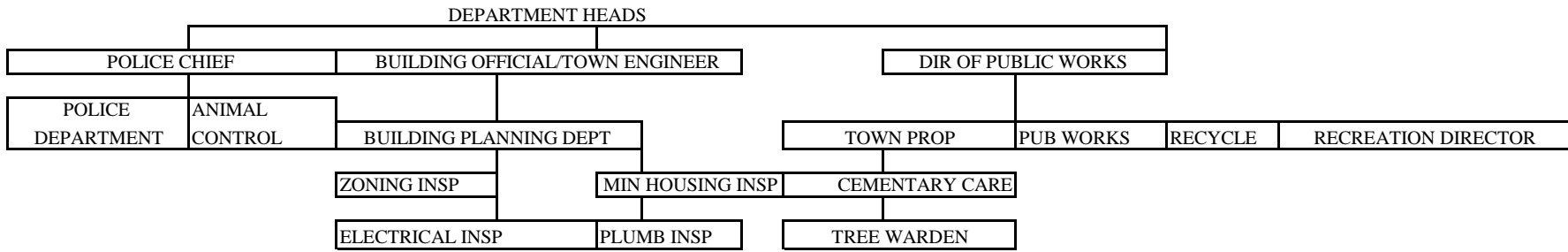
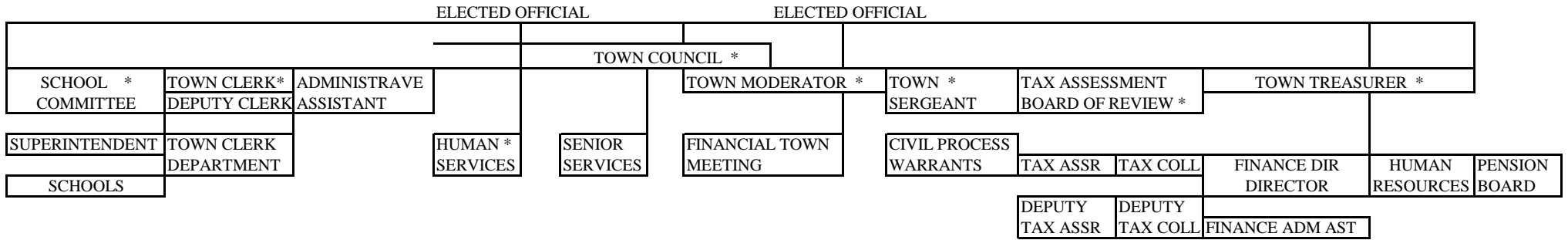
**Town of Scituate  
Rhode Island**

For its Annual Comprehensive  
Financial Report  
For the Fiscal Year Ended

March 31, 2022

*Christopher P. Morill*

Executive Director/CEO



\* ELECTED OFFICIAL  
ALL OTHERS - TOWN COUNCIL APPOINTMENTS



# **TOWN OF SCITUATE, RHODE ISLAND**

**As of March 31, 2023**

## **TOWN TREASURER**

Theodore J. Przybyla

## **TOWN COUNCIL**

Abbie Groves, President  
Charles Collins Jr., Vice President  
David A. D'Agostino  
Gary Grande  
Jason Parmelee  
Tim McCormick  
Theresa Yeaw

## **FINANCIAL SECTION**

This Section Contains the Following Subsections:

Independent Auditor's Report  
Management's Discussion and Analysis  
Basic Financial Statements  
Required Supplementary Information  
Supplementary Information

# DAMIANO & COMPANY, LLP

200 Centerville Road, Suite 1, Warwick, RI 02886  
401.942.4000  
www.damianocpa.com



## INDEPENDENT AUDITORS' REPORT

The Honorable President and  
Members of the Town Council  
Town of Scituate  
Scituate, Rhode Island

### Report on the Audit of the Financial Statements

#### *Opinions*

We have audited the accompanying financial statements of the governmental activities, each major fund, and the aggregate remaining fund information of the Town of Scituate, Rhode Island, as of and for the year ended March 31, 2023, and the related notes to the financial statements, which collectively comprise the Town of Scituate, Rhode Island basic financial statements as listed in the table of contents.

In our opinion, the financial statements referred to above present fairly, in all material respects, the respective financial position of the governmental activities, each major fund, and the aggregate remaining fund information of the Town of Scituate, Rhode Island as of March 31, 2023, and the respective changes in financial position, for the year then ended in accordance with accounting principles generally accepted in the United States of America.

#### *Basis for Opinions*

We conducted our audit in accordance with auditing standards generally accepted in the United States of America and the standards applicable to financial audits contained in *Government Auditing Standards*, issued by the Comptroller General of the United States. Our responsibilities under those standards are further described in the Auditors' Responsibilities for the Audit of the Financial Statements section of our report. We are required to be independent of the Town of Scituate, Rhode Island and to meet our other ethical responsibilities, in accordance with the relevant ethical requirements relating to our audit. We believe that the audit evidence we have obtained is sufficient and appropriate to provide a basis for our audit opinions.

#### *Responsibilities of Management for the Financial Statements*

Management is responsible for the preparation and fair presentation of the financial statements in accordance with accounting principles generally accepted in the United States of America, and for the design, implementation, and maintenance of internal control relevant to the preparation and fair presentation of financial statements that are free from material misstatement, whether due to fraud or error.

In preparing the financial statements, management is required to evaluate whether there are conditions or events, considered in the aggregate, that raise substantial doubt about the Town of Scituate, Rhode Island ability to continue as a going concern for twelve months beyond the financial statement date, including any currently known information that may raise substantial doubt shortly thereafter.

## ***Auditors' Responsibilities for the Audit of the Financial Statements***

Our objectives are to obtain reasonable assurance about whether the financial statements as a whole are free from material misstatement, whether due to fraud or error, and to issue an auditors' report that includes our opinions. Reasonable assurance is a high level of assurance but is not absolute assurance and therefore is not a guarantee that an audit conducted in accordance with generally accepted auditing standards and *Government Auditing Standards* will always detect a material misstatement when it exists. The risk of not detecting a material misstatement resulting from fraud is higher than for one resulting from error, as fraud may involve collusion, forgery, intentional omissions, misrepresentations, or the override of internal control. Misstatements are considered material if there is a substantial likelihood that, individually or in the aggregate, they would influence the judgment made by a reasonable user based on the financial statements.

In performing an audit in accordance with generally accepted auditing standards and *Government Auditing Standards*, we:

- Exercise professional judgment and maintain professional skepticism throughout the audit.
- Identify and assess the risks of material misstatement of the financial statements, whether due to fraud or error, and design and perform audit procedures responsive to those risks. Such procedures include examining, on a test basis, evidence regarding the amounts and disclosures in the financial statements.
- Obtain an understanding of internal control relevant to the audit in order to design audit procedures that are appropriate in the circumstances, but not for the purpose of expressing an opinion on the effectiveness of the Town of Scituate, Rhode Island's internal control. Accordingly, no such opinion is expressed.
- Evaluate the appropriateness of accounting policies used and the reasonableness of significant accounting estimates made by management, as well as evaluate the overall presentation of the financial statements.
- Conclude whether, in our judgment, there are conditions or events, considered in the aggregate, that raise substantial doubt about the Town of Scituate, Rhode Island's ability to continue as a going concern for a reasonable period of time.

We are required to communicate with those charged with governance regarding, among other matters, the planned scope and timing of the audit, significant audit findings, and certain internal control-related matters that we identified during the audit.

### ***Required Supplementary Information***

Accounting principles generally accepted in the United States of America require that the Management's Discussion and Analysis, budgetary comparison information and supplementary pension and other postemployment benefit information on pages 4-15 and 81-93 be presented to supplement the basic financial statements. Such information is the responsibility of management and, although not a part of the basic financial statements, is required by the Governmental Accounting Standards Board, who considers it to be an essential part of financial reporting for placing the basic financial statements in an appropriate operational, economic, or historical context. We have applied certain limited procedures to the required supplementary information in accordance with auditing standards generally accepted in the United States of America, which consisted of inquiries of management about the methods of preparing the information and comparing the information for consistency with management's responses to our inquiries, the basic financial statements, and other knowledge we obtained during our audit of the basic financial statements. We do not express an opinion or provide any assurance on the information because the limited procedures do not provide us with sufficient evidence to express an opinion or provide any assurance.

## ***Supplementary Information***

Our audit was conducted for the purpose of forming opinions on the financial statements that collectively comprise the Town of Scituate, Rhode Island's basic financial statements. The introductory section, combining and individual non-major fund financial statements, the combining fiduciary fund financial statements, other supplementary information, schedules, the Annual Supplemental Transparency Report (MTP2), and the statistical section are presented for purposes of additional analysis and are not a required part of the basic financial statements. The schedule of expenditures of federal awards, as required by Title 2 U.S. *Code of Federal Regulations* Part 200, *Uniform Administrative Requirements, Cost Principles, and Audit Requirements for Federal Awards*, is presented for purposes of additional analysis and is also not a required part of the basic financial statements. Such information is the responsibility of management and was derived from and relates directly to the underlying accounting and other records used to prepare the basic financial statements. The information has been subjected to the auditing procedures applied in the audit of the basic financial statements and certain additional procedures, including comparing and reconciling such information directly to the underlying accounting and other records used to prepare the basic financial statements or to the basic financial statements themselves, and other additional procedures in accordance with auditing standards generally accepted in the United States of America. In our opinion, the combining and individual non-major fund financial statements, the combining fiduciary fund financial statements other supplementary information, the Annual Supplementary Transparency Report, MTP2 and the schedule of expenditures of federal awards are fairly stated in all material respects in relation to the basic financial statements as a whole.

The introductory and statistical sections have not been subjected to the auditing procedures applied in the audit of the basic financial statements and, accordingly, we do not express an opinion or provide any assurance on them.

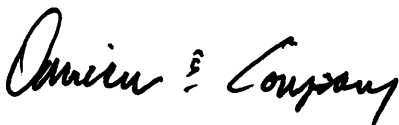
## ***Other Information***

Management is responsible for the other information included in the annual report. The other information comprises the introductory and statistical sections but does not include the basic financial statements and our auditors' report thereon. Our opinions on the basic financial statements do not cover the other information, and we do not express an opinion or any form of assurance thereon.

In connection with our audit of the basic financial statements, our responsibility is to read the other information and consider whether a material inconsistency exists between the other information and the basic financial statements, or the other information otherwise appears to be materially misstated. If, based on the work performed, we conclude that an uncorrected material misstatement of the other information exists, we are required to describe it in our report.

## ***Other Reporting Required by Government Auditing Standards***

In accordance with *Government Auditing Standards*, we have also issued our report dated January 10, 2024 on our consideration of the Town of Scituate, Rhode Island's internal control over financial reporting and on our tests of its compliance with certain provisions of laws, regulations, contracts, and grant agreements and other matters. The purpose of that report is solely to describe the scope of our testing of internal control over financial reporting and compliance and the results of that testing, and not to provide an opinion on the effectiveness of the Town of Scituate, Rhode Island's internal control over financial reporting or on compliance. That report is an integral part of an audit performed in accordance with *Government Auditing Standards* in considering Town of Scituate, Rhode Island's internal control over financial reporting and compliance.



Damiano & Company, LLP  
Warwick, Rhode Island  
January 10, 2024

## **Management's Discussion and Analysis**

**TOWN OF SCITUATE, RHODE ISLAND**  
**Management's Discussion and Analysis**  
**For the Fiscal Year Ended March 31, 2023**  
**(Un-Audited)**

Management of the Town of Scituate provides this Management's Discussion and Analysis of the Town of Scituate Annual Comprehensive Financial Report for the readers of the Town's financial statements. This narrative overview and analysis of the financial statements of the Town of Scituate are for fiscal year ended March 31, 2023. We encourage readers to consider this information in conjunction with the additional information that is furnished in the letter of transmittal, which can be found preceding this narrative, and with the Town's financial statements that follow.

**FINANCIAL HIGHLIGHTS**

- ❖ The Town's primary government net position increased by the amount of \$2,978,165 as a result of this current year's operations. The major component of this increase was a decrease in deferred inflows. On a government-wide basis the liabilities and deferred inflow of resources of the Town exceeded its assets and deferred outflows of resources at the close of the most recent fiscal year by \$4,611,997.
- ❖ The Town's Government-wide operating expenses were \$42,188,395 a 9.6% increase from the prior year, while revenues collected were \$45,166,560 a 6.4% increase. The increase in operating expenses was mainly due to increases in pension and OPEB related costs charged to various functional activities. The increase in revenue was from state revenue sharing and federal and state funding in fiscal year 2023.
- ❖ As of the close of the fiscal year, the Town's governmental funds reported combined ending fund balances of \$15,237,856. Over 27% of this amount, \$4,186,267 is unassigned and available for use within the Town's designation and fiscal policies.
- ❖ At the end of the current fiscal year, the general fund unassigned fund balance was \$4,598,021 or 11% of the total general fund expenditures for the fiscal year. The general fund's current fiscal year expenditures and transfers exceeded revenues and transfers by \$556,080. On a budgetary basis expenditures and transfers exceeded revenues and transfers by \$171,335.
- ❖ The Town's total net bonded debt increased by \$1,204,000 due to the issuance of new debt in the amount of \$2,250,000 and the payments of principle on old debt service of \$1,046,000.

**TOWN OF SCITUATE, RHODE ISLAND**  
**Management's Discussion and Analysis**  
**For the Fiscal Year Ended March 31, 2023**  
**(Un-Audited)**

**OVERVIEW OF THE FINANCIAL STATEMENTS**

This discussion and analysis is intended to serve as an introduction to the Town's annual audit report. The financial section of this report consists of four parts – management's discussion and analysis (this section), the basic financial statements, required supplementary information, and other supplementary information that includes combining statements for non-major governmental funds and other fiduciary funds.

- The first two statements are government-wide financial statements that provide both long-term and short-term information about the Town's overall status.
- The remaining statements are fund financial statements that focus on individual parts of the Town government, reporting the Town's operations in more detail than the government-wide statements.
  - ✓ The *governmental funds* statements tell how general government services like public safety were financed in the short term as well as what remains for future spending.
  - ✓ *Fiduciary fund* statements provide information about assets that are held by the Town as a trustee or agent for the benefit of someone or something other than the Town itself. The Town cannot use these assets to support its own programs.

The financial statements also include notes that provide more detailed data about some of the information in the financial statements. The statements are followed by a section of required supplementary information that further explains and supports the information in the financial statements. Figure A-1 shows how the required parts of this annual report are arranged and relate to one another. In addition to these required elements, we have included a section with combining statements that provide details about our non-major governmental funds and fiduciary funds, which are added together and presented in a single column in the basic financial statements.



**TOWN OF SCITUATE, RHODE ISLAND**  
**Management's Discussion and Analysis**  
**For the Fiscal Year Ended March 31, 2023**  
**(Un-Audited)**

Figure A-1

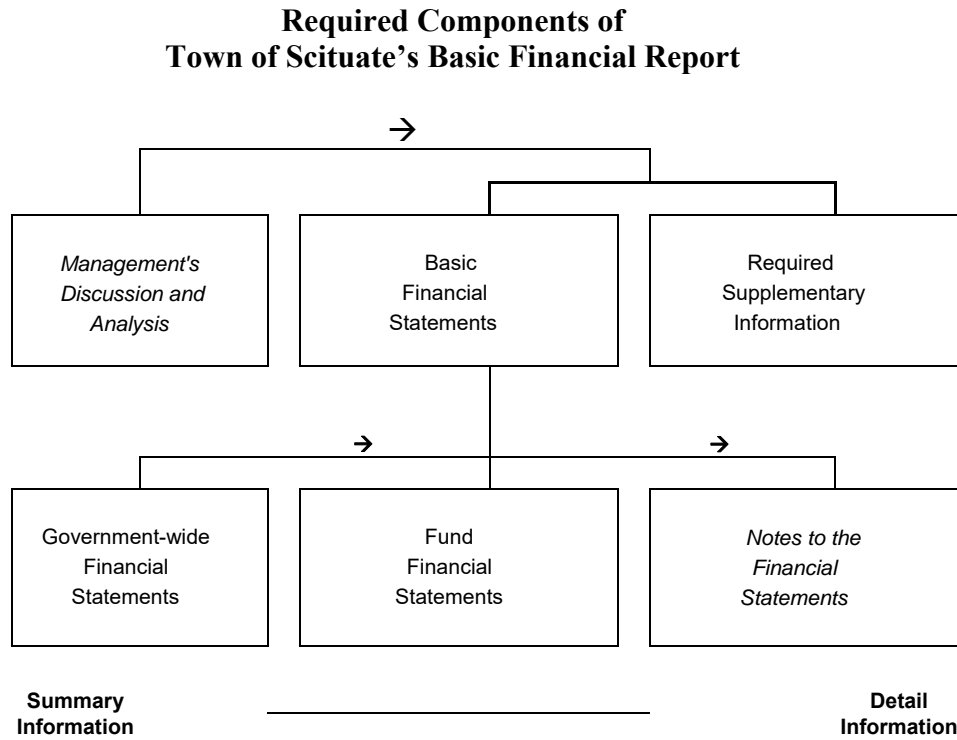


Figure A- 2

Figure A-2 summarizes the major features of the Town's financial statements, including the portion of the Town government they cover and the types of information they contain. The remainder of this overview section of management's discussion and analysis explains the structure and contents of each of the statements

**TOWN OF SCITUATE, RHODE ISLAND**  
**Management’s Discussion and Analysis**  
**For the Fiscal Year Ended March 31, 2023**  
**(Un-Audited)**

**Major Features of the Town of Scituate’s Government-Wide and Fund Financial Statements - A-2**

	Government- Wide Statements	Fund Statements	
		Governmental Funds	Fiduciary Funds
Scope	Entire Town government (except fiduciary funds)	The activities of the Town that are not fiduciary such as police, fire and DPW	Instances in which the Town is the trustee or agent for someone else’s resources
Required Financial Statements	Statement of Net Position, Statement of Activities	Balance Sheet, Statement of Revenues, Expenditures, And Changes in Fund Balances	Statement of Fiduciary Net Position, Statement of Changes in Fiduciary Net Position
Accounting Basis And Measurement Focus	Accrual accounting and economic resources focus	Modified accrual accounting and current financial resources focus	Accrual accounting and economic resources focus
Type of Assets/ Deferred Outflow Deferred Inflow Liability Information	All assets, deferred outflows, deferred inflows and liabilities both financial and capital, short-term and long-term	Only assets expected to be used up and liabilities that come due during the year or soon after	All assets and liabilities, both short-term and long-term
Type of Inflow/ Outflow Information	All revenues and expenses during year, regardless of when cash is received or paid	Revenues for which cash is received during or soon after the end of the year, expenditures when goods or services have been received and payment is due	All additions and deductions during the year, regardless of when cash is received or paid

**Government-Wide Statements**

The government-wide statements report information about the Town as a whole using accounting methods similar to those used by private-sector companies. The statement of net position includes all of the government’s assets, deferred outflows, deferred inflows and liabilities. All of the current year’s revenue and expenses are accounted for in the statement of activities regardless of when cash is received or paid.

The two government-wide statements report the Town’s *net position* and how they have changed. Net position – the difference between the Town’s assets, deferred outflows, deferred inflows and liabilities – is one way to measure the Town’s financial health, or position.

- Over time, increases or decreases in the Town’s net position is an indicator of whether its financial health is improving or deteriorating, respectively.

**TOWN OF SCITUATE, RHODE ISLAND**  
**Management's Discussion and Analysis**  
**For the Fiscal Year Ended March 31, 2023**  
**(Un-Audited)**

- To assess the overall health of the Town you need to consider additional non-financial factors such as changes in the Town's property tax base and the status and standing of the Town's Schools.

The government-wide financial statements of the Town are made up of one activity.

- *Governmental activities* – Most of the Town's basic services are included here, such as the police, fire, library, public works and general administration. Property taxes, general fees and state funding finance most of these activities.

### **Fund Financial Statements**

A *fund* is a grouping of related accounts that is used to maintain control over resources that have been segregated for specific activities or objectives. The Town, like other state and local governments, uses fund accounting to ensure and demonstrate compliance with finance-related legal requirements.

The fund financial statements focus on individual parts of the Town government, reporting the Town's operations in more detail than the government-wide statements. All of the funds of the Town can be divided into two categories: governmental funds and fiduciary funds. It is important to note that these fund categories use different accounting approaches and should be interpreted differently.

***Governmental funds*** – Most of the basic services provided by the Town are financed through governmental funds. Governmental funds are used to account for essentially the same functions reported as governmental activities in the government-wide financial statements. However, unlike the government-wide financial statements, the government fund statements focus on near-term inflows and outflows of spendable resources. They also focus on the balances of spendable resources available at the end of the fiscal year. Such information may be useful in evaluating the government's near-term financing requirements.

Because the focus of governmental funds is narrower than that of the government-wide financial statements, it is useful to compare the information presented for governmental funds with similar information presented for governmental activities in the government-wide financial statements. By doing so, readers may better understand the long-term impact of the government's near-term financing decisions. Both the governmental fund balance sheet and the governmental fund statement of revenues, expenditures, and changes in fund balances provide a reconciliation to facilitate this comparison between governmental funds and the governmental activities.

The Town maintains one hundred and five governmental funds; one is considered a major fund and is presented in a separate column in the governmental fund balance sheet and in the governmental fund statement of revenues, expenditures, and changes in fund balances. The Town's major governmental fund is the General Fund.

**TOWN OF SCITUATE, RHODE ISLAND**  
**Management's Discussion and Analysis**  
**For the Fiscal Year Ended March 31, 2023**  
**(Un-Audited)**

The basic governmental fund financial statements can be found beginning on page 16 of this report.

**Fiduciary Funds** – Fiduciary funds are used to account for resources held for the benefit of parties outside the government. Fiduciary funds are not reflected in the government-wide financial statements because the resources of those funds are not available to support the Town's own programs.

**Notes to the Financial Statements** – The notes provide additional information that is essential to a full understanding of the data provided in the government-wide and fund financial statements. The notes to the financial statements follow the basic financial statements.

**Other Information** – In addition to the basic financial statements and accompanying notes, this report also presents certain *required supplementary information (RSI)*. This section includes budgetary comparison schedules, which include a reconciliation between the statutory revenue and expenditures for budgetary purposes and the revenues and expenditures for the General Fund as presented in the governmental fund financial statements along with pension disclosures. Required supplementary information follows the notes to the financial statements.

## **GOVERNMENT-WIDE FINANCIAL ANALYSIS**

### **Net Position**

As noted earlier, net position may serve over time as a useful indicator of a government's financial position. The Town's net position presented a deficit \$4,611,997 at the close of the most recent fiscal year. The net position increased by \$2,978,165 as a result of this year's current operations. The major components of this increase were increases in capital related items being larger than depreciation expense, and positive related changes in deferred inflows of resources.

A large portion of the Town's net position reflects its investment in capital such as land, building, and equipment, less any related debt used to acquire those assets that is still outstanding. The Town uses these capital assets to provide services to citizens; consequently, these assets are *not* available for future spending. Although the Town's investment in its capital assets is reported net of related debt, it should be noted that the resources needed to repay this debt must be provided from other sources, since the capital assets themselves cannot be used to liquidate these liabilities.

**TOWN OF SCITUATE, RHODE ISLAND**  
**Management's Discussion and Analysis**  
**For the Fiscal Year Ended March 31, 2023**  
**(Un-Audited)**

**TOWN OF SCITUATE, RHODE ISLAND**  
**Net Position**

	Governmental	
	Activities	
	2023	2022
<b>ASSETS</b>		
Current and other assets	\$ 25,973,283	\$ 24,506,409
Capital assets	28,993,064	28,736,989
<b>Total assets</b>	<b>54,966,347</b>	<b>53,243,398</b>
<b>Deferred Outflows of Resources</b>	6,396,792	6,828,491
<b>LIABILITIES</b>		
Current Liabilities	7,108,191	6,293,630
Long-term liabilities	50,866,481	46,083,307
<b>Total liabilities</b>	<b>57,974,672</b>	<b>52,376,937</b>
<b>Deferred Inflows of Resources</b>	8,000,464	15,471,297
<b>NET POSITION</b>		
Net invested in capital assets	17,203,500	16,033,946
Restricted	2,653,475	1,980,861
Unrestricted	(24,468,972)	(25,791,152)
<b>Total net position</b>	<b>\$ (4,611,997)</b>	<b>\$ (7,776,345)</b>

An additional portion of the Town's net position represents resources that are subject to external restrictions on how they may be used. The remaining balance of unrestricted net position may be used to meet the Town's ongoing obligations to citizens and creditors. Internally imposed designations of resources are not presented as restricted net position.

**TOWN OF SCITUATE, RHODE ISLAND**  
**Management's Discussion and Analysis**  
**For the Fiscal Year Ended March 31, 2023**  
**(Un-Audited)**

**Changes in Net Position**

**Governmental activities.** Governmental activities for the current year increased the Town's current year's Net Position by \$2,978,165. See page 9 for a more detailed discussion of the underlying reasons for the change in net position.

**TOWN OF SCITUATE, RHODE ISLAND**  
**Changes in Net Position**

	Governmental Activities	
	2023	2022
<b>Revenues</b>		
Program revenues		
Charges for services	\$ 1,803,067	\$ 1,540,665
Operating grants and contributions	9,211,216	7,548,167
Total program revenues	11,014,283	9,088,832
General revenues		
Property taxes, levied for general purposes	32,384,247	32,826,569
State revenue sharing	1,715,171	537,262
Investment earnings and miscellaneous	52,859	2,995
Total general revenues	34,152,277	33,366,826
<b>Total revenues</b>	45,166,560	42,455,658
<b>Expenses</b>		
General government	238,979	2,838,742
Public safety	9,009,342	5,508,900
Public works	2,939,041	2,836,821
Social services	1,226,375	1,150,782
Education	28,296,659	25,737,477
Interest expense	477,999	417,789
<b>Total expenses</b>	42,188,395	38,490,511
Increase (decrease) in net position	2,978,165	3,965,147
Net position - beginning (restated)	(7,590,162)	(11,741,492)
Net position - end of year	<b>\$ (4,611,997)</b>	<b>\$ (7,776,345)</b>

**TOWN OF SCITUATE, RHODE ISLAND**  
**Management's Discussion and Analysis**  
**For the Fiscal Year Ended March 31, 2023**  
**(Un-Audited)**

**Financial Analysis of the Government's Funds**

As noted earlier, the Town uses fund accounting to ensure and demonstrate compliance with finance-related legal requirements.

**Governmental funds:** The focus of the Town's *governmental funds* is to provide information on near-term inflows, outflows, and balances of spendable resources. Such information is useful in assessing the Town's financing requirements. In particular, *unassigned fund balance* may serve as a useful measure of a government's net resources available for spending at the end of the fiscal year.

As of the end of the current fiscal year, the Town's governmental funds reported combined ending fund balances of \$15,237,856 which is an overall increase of \$2,013,827 for the current year. Of this total amount \$4,186,267 or 27% represents unassigned fund balance, which is available for spending at the government's discretion.

**TOWN OF SCITUATE, RHODE ISLAND**  
**Fund Balance Categories**

	General Fund	Non-Major Governmental Funds	Total Governmental Funds
<i>Nonspendable:</i>			
Cemetery perpetual care	-	121,031	121,031
Deposits held for Health and Dental Benefits	3,405,392	-	3,405,392
<i>Restricted for:</i>			
Educational programs	1,260,166	616,842	1,877,008
Public safety programs	-	142,650	142,650
Social service programs	-	265,893	265,893
Records preservation	-	162,545	162,545
Other programs	14,848	35,485	50,333
<i>Committed for:</i>			
Open space, park & recreational facilities	-	119,550	119,550
Other programs	-	7,372	7,372
<i>Assigned for:</i>			
2024 budget -Town	592,769	-	592,769
Educational programs	254,218	-	254,218
Community programs	29,830	-	29,830
Public works programs	12,539	-	12,539
Capital outlay	-	4,010,459	4,010,459
<i>Unassigned:</i>	4,598,021	(411,754)	4,186,267
<b>Total fund balances</b>	<b>\$ 10,167,783</b>	<b>\$ 5,070,073</b>	<b>\$ 15,237,856</b>

**TOWN OF SCITUATE, RHODE ISLAND**  
**Management's Discussion and Analysis**  
**For the Fiscal Year Ended March 31, 2023**  
**(Un-Audited)**

The general fund is the chief operating fund of the Town. At the end of the current fiscal year, unassigned fund balance of the general fund was \$4,598,021. As a measure of the general fund liquidity, it may be useful to compare unassigned fund balance to total fund expenditures. Unassigned fund balance represents 11% of total general fund expenditures.

**General Fund Budgetary Highlights**

The budget was passed at the annual Financial Town Meeting held on April 5, 2022. Favorable revenue variances were mainly due to increased building permit fees, realty stamps, school tuition and hotel/meal tax revenue. Favorable expenditures were related to savings in public safety, public works, and employee benefits.

**Other Major Fund Budgetary Highlights**

Changes in fund balance of the 2019 Capital Bond Fund was due to revenues from investment income while changes in fund balance for the RIHEBC Bond Fund were due mostly to capital expenditures during the current fiscal year.

**Capital Assets and Debt Administration**

**Capital Assets.** The Town's investment in capital assets for its governmental activities as of March 31, 2023, amounted to \$28,993,064 (net of accumulated depreciation). This investment in capital assets includes infrastructure, land, buildings, improvements, machinery and equipment, vehicles, and construction in progress.

**TOWN OF SCITUATE, RHODE ISLAND**  
**Capital Assets (Net of Accumulated Depreciation)**

	March 31, 2023	March 31, 2022
	Governmental Activities	Governmental Activities
Land & land rights	\$ 5,573,497	\$ 5,573,497
Construction in Progress	348,908	3,493,056
Infrastructure	3,143,688	2,698,667
Buildings and improvements	12,362,919	9,440,972
Office furniture and equipment	442,460	71,618
Motor vehicles	2,713,650	2,992,048
Machinery and equipment	4,407,942	4,467,131
	\$ 28,993,064	\$ 28,736,989



**TOWN OF SCITUATE, RHODE ISLAND**  
**Management’s Discussion and Analysis**  
**For the Fiscal Year Ended March 31, 2023**  
**(Un-Audited)**

Additional information on the Town’s capital assets can be found in Note 2 – Capital Assets on page 29 of this report.

**Long-term debt.** At the end of the fiscal year, the Town had total bonded debt outstanding of \$14,037,568. General obligation bonds are backed by the full faith and credit of the Town, including the Town’s power to levy additional taxes to ensure repayment of the debt. Accordingly, all general obligation debt currently outstanding was approved by a vote of the citizens.

**TOWN OF SCITUATE, RHODE ISLAND**  
**General Obligation Debt and Notes Payable**

	March 31, 2023	March 31, 2022
	Governmental Activities	Governmental Activities
General Obligation Bonds	\$ 8,545,568	\$ 9,208,941
Direct Placement Bonds	5,492,000	3,673,000
	\$ 14,037,568	\$ 12,881,941

The Town has an AA rating from S&P Global.

State statute limits the amount of bonds a governmental entity can issue to 3% of its total net assessed value, which approximates \$58,439,640. As of March 31, 2023, the Town’s debt, subject to the 3% limit, was \$13,552,000 net of bond premium amortization of \$485,568 which is under the debt limit by \$44,887,640.

Additional information on the Town’s long-term debt can be found in Note 6 – Long-Term Liabilities on pages 32 – 34 of this report.

**Economic Factors and Next Year’s Budgets and Rates**

The 2023 unemployment rate for the Town of Scituate is 2%. This compares to the State’s unemployment rate of 2.6% and the national average of 3.8%. Median Household Income ranks 7<sup>th</sup> and Per Capita Income ranks 7<sup>th</sup> among Rhode Island’s 39 Cities and Towns.

**TOWN OF SCITUATE, RHODE ISLAND**  
**Management's Discussion and Analysis**  
**For the Fiscal Year Ended March 31, 2023**  
**(Un-Audited)**

The following factors were considered in preparing the Town's budget for the 2023/2024 fiscal year.

- The Town plans to align its fiscal year with the state and proposes a 15-month fiscal year from 4/1/2023 to 6/30/2024. Thereafter the Town's fiscal year will be from July 1<sup>st</sup> to June 30<sup>th</sup>.
- The Town continues to budget the full ARC for Police Pension plus an additional \$100,000 and continued to fund the OPEB Trust Fund in the amount of \$100,000 in FY 2024.
- Contributions for municipal retirement system will be decreasing from 14.66% to 14.28% as of July 1, 2023.
- The Town expects a 0% increase in health care and dental costs in FY 2024
- The FY 2024 budget provides for a 2% increase to base salaries for non-union employees. It also anticipates a 3% base salary increase for public works/highway union employees and dispatcher union employees. A 2% increase to base salaries is expected for police union employees. The Town is conducting a comparative salary review and is budgeting additional \$35,000 for salaries.
- The Town continues to redirect prior year's drop-off in town debt toward capital expenditures. The 5-year capital plan budget was \$1,000,000 in FY 2023 and increased to \$1,100,000 in FY2024.

The Town's use of unreserved fund balance for spending within the FY 2023/2024 Budget was increased to \$592,769 due to additional debt service payments within the 15-month transitional fiscal year. The School Department has eliminated its use of fund balance for budgeting purposes. The FY 2024 budget was presented to voters at the annual financial town meeting with a 28.72% tax levy increase, due to the added 3-months. The town tax rates effectively increased 2.3% and are \$16.76 per thousand for residential real property and \$24.56 per thousand for commercial/industrial/mixed use real property for the fiscal year ending June 30, 2024.

The Town of Scituate (Town) and the Providence Water Supply Board (PWSB) have successfully negotiated a new ten-year tax treaty, which began with taxes assessed as of December 31, 2019. The Town and PWSB tax treaty will expire with taxes assessed as of December 31, 2029.

**Requests for Information**

This financial report is designed to provide a general overview of the Town's finances for all those with an interest in the government's finances. Questions concerning any information provided in this report or requests for additional financial information should be addressed to the Town Treasurer, PO Box 127, 195 Danielson Pike, North Scituate, RI 02857.

## **BASIC FINANCIAL STATEMENTS**

## **Government-Wide Financial Statements**

**TOWN OF SCITUATE, RHODE ISLAND**  
**Statement of Net Position**  
**March 31, 2023**

	<b>Governmental Activities</b>
<b>ASSETS</b>	
<b>Current assets:</b>	
Cash and cash equivalents	\$ 9,220,549
Real estate and personal property tax receivable (net)	5,981,845
Due from federal and state government	1,567,496
Other assets	1,523,866
Prepaid expenses	3,442,558
<b>Total current assets</b>	<b>21,736,314</b>
<b>Noncurrent assets:</b>	
Capital assets:	
Land, land rights and construction in progress	5,922,405
Depreciation buildings, property, equipment, and infrastructure (net)	23,070,659
Net pension asset	4,236,969
<b>Total noncurrent assets</b>	<b>33,230,033</b>
<b>TOTAL ASSETS</b>	<b>54,966,347</b>
<b>DEFERRED OUTFLOWS OF RESOURCES</b>	
Deferred charge on refunding of debt	85,993
Deferred charges on pensions/OPEB	6,310,799
<b>TOTAL DEFERRED OUTFLOW OF RESOURCES</b>	<b>6,396,792</b>
<b>LIABILITIES</b>	
<b>Current liabilities:</b>	
Accounts payable and accrued liabilities	2,140,513
Accrued interest payable	180,126
Unearned revenue	2,865,888
Other liabilities	50,784
Due within one year	1,870,880
<b>Total current liabilities</b>	<b>7,108,191</b>
<b>Noncurrent liabilities:</b>	
Long-term liabilities	
Due in more than one year	18,892,977
Net pension liability	31,973,504
<b>Total noncurrent liabilities</b>	<b>50,866,481</b>
<b>TOTAL LIABILITIES</b>	<b>57,974,672</b>
<b>DEFERRED INFLOWS OF RESOURCES</b>	
Deferred Inflows on pensions/OPEB	8,000,464
<b>NET POSITION</b>	
Net investment in capital assets	17,203,500
<i>Restricted for:</i>	
Educational programs	1,877,008
Public safety programs	142,650
Social service programs	265,893
Records preservation	162,545
Other programs	50,333
<i>Permanent:</i>	
Expendable	34,015
Nonexpendable	121,031
Unrestricted	(24,468,972)
<b>TOTAL NET POSITION</b>	<b>\$ (4,611,997)</b>

**See auditors' report and accompanying notes to these financial statements**

**TOWN OF SCITUATE, RHODE ISLAND**  
**Statement of Activities**  
**For the Fiscal Year Ended March 31, 2023**

		Program Revenues		Net (Expense) Revenue and Changes in Net Position
Expenses	Charges for Services	Operating Grants and Contributions	Total Governmental Activities	
<b>Functions/Programs</b>				
<b>Governmental activities:</b>				
General government	\$ 238,979	\$ 1,200,502	\$ 32,007	\$ 993,530
Public safety	9,009,342	436,231	376,868	(8,196,243)
Public works	2,939,041	25,692	477,226	(2,436,123)
Social services	1,226,375	85	124,914	(1,101,376)
Education	28,296,659	140,557	8,200,201	(19,955,901)
Interest expense	477,999	-	-	(477,999)
<b>Total governmental activities</b>	<b>\$ 42,188,395</b>	<b>\$ 1,803,067</b>	<b>\$ 9,211,216</b>	<b>(31,174,112)</b>
<b>General revenues:</b>				
General property tax				32,384,247
State revenue sharing				1,715,171
Unrestricted investment earnings				52,293
Miscellaneous				566
Total general revenues				34,152,277
<b>Change in net position</b>				2,978,165
<b>Net position - beginning - restated</b>				(7,590,162)
<b>Net position - end of year</b>				<b>\$ (4,611,997)</b>

*See auditors' report and accompanying notes to these financial statements*

## **Fund Financial Statements**

**TOWN OF SCITUATE, RHODE ISLAND**  
**Balance Sheet**  
**Governmental Funds**  
**March 31, 2023**

	<b>General Fund</b>	<b>Non-Major Governmental Funds</b>	<b>Total Governmental Funds</b>
<b>ASSETS</b>			
Cash and cash equivalents	\$ 4,193,484	\$ 5,027,065	\$ 9,220,549
Real estate and personal property tax receivable	6,276,845	-	6,276,845
Due from federal & state governments	398,090	1,169,406	1,567,496
Other assets	1,241,199	161,972	1,403,171
Internal balances	3,552,644	3,397,932	6,950,576
Prepaid expenditures	3,442,558	-	3,442,558
<b>TOTAL ASSETS</b>	<b>\$ 19,104,820</b>	<b>\$ 9,756,375</b>	<b>\$ 28,861,195</b>
<b>LIABILITIES AND FUND BALANCES</b>			
<b>Liabilities:</b>			
Accounts payable and accrued expenses	\$ 1,938,510	\$ 202,003	\$ 2,140,513
Internal balances	5,332,165	1,618,411	6,950,576
Unearned revenue	-	2,865,888	2,865,888
Other liabilities	50,784	-	50,784
<b>Total liabilities</b>	<b>7,321,459</b>	<b>4,686,302</b>	<b>12,007,761</b>
<b>DEFERRED INFLOW OF RESOURCES</b>			
Unavailable tax revenue	1,615,578	-	1,615,578
<b>Fund balances:</b>			
<i>Nonspendable:</i>			
Deposits held for Health and Dental Benefits	3,405,392	-	3,405,392
Cemetery perpetual care	-	121,031	121,031
<i>Restricted for:</i>			
Educational programs	1,260,166	616,842	1,877,008
Public safety programs	-	142,650	142,650
Social service programs	-	265,893	265,893
Records preservation	-	162,545	162,545
Other programs	14,848	35,485	50,333
<i>Committed for:</i>			
Open space, park & recreational facilities	-	119,550	119,550
Other programs	-	7,372	7,372
<i>Assigned for:</i>			
2024 budget -Town	592,769	-	592,769
Revaluation and master plan	254,218	-	254,218
Community programs	29,830	-	29,830
Public works programs	12,539	-	12,539
Capital projects	-	4,010,459	4,010,459
<i>Unassigned:</i>	4,598,021	(411,754)	4,186,267
<b>Total fund balances</b>	<b>10,167,783</b>	<b>5,070,073</b>	<b>15,237,856</b>
<b>TOTAL LIABILITIES AND FUND BALANCES</b>	<b>\$ 19,104,820</b>	<b>\$ 9,756,375</b>	

Amounts reported for governmental activities in the statement of net position are different because:

Capital assets used in governmental activities are not financial resources and therefore are not reported in the funds. (see note 8)	28,993,064
Other long-term assets are not available to pay for current-period expenditures and therefore are deferred in the funds. (see note 8)	775,579
Some liabilities, including bonds payable, pension liabilities and deferred inflows and outflows of resources, are not due and payable in the current period and therefore are not reported in the funds. (Note 8)	(49,618,496)
<b>Net position of governmental activities</b>	<b>\$ (4,611,997)</b>

*See auditors' report and accompanying notes to these financial statements*



**TOWN OF SCITUATE, RHODE ISLAND**  
**Statement of Revenues, Expenditures**  
**and Changes in Fund Balances**  
**Governmental Funds**  
**For the Fiscal Year Ended March 31, 2023**

	<u>General Fund</u>	<u>Non-Major Governmental Funds</u>	<u>Total Governmental Funds</u>
<b>Revenues</b>			
General property tax	\$ 32,511,059	\$ -	\$ 32,511,059
Federal and state aid grants	5,858,747	3,636,447	9,495,194
Charges for service	1,134,643	163,265	1,297,908
Fines and penalties	72,119	-	72,119
Investment and interest income	168,962	45,683	214,645
Contributions and private grants	-	14,887	14,887
Miscellaneous	1,038,946	652,611	1,691,557
<b>Total revenues</b>	<u>40,784,476</u>	<u>4,512,893</u>	<u>45,297,369</u>
<b>Expenditures</b>			
General government	1,341,952	336,378	1,678,330
Public safety	4,374,270	123,359	4,497,629
Public works	2,910,144	-	2,910,144
Social services	1,133,525	41,951	1,175,476
Education	26,231,010	3,022,246	29,253,256
Fixed charges and other	3,293,916	-	3,293,916
Debt service			
Principal	1,046,000	-	1,046,000
Interest and other debt cost	498,839	-	498,839
Capital projects	-	1,179,952	1,179,952
<b>Total expenditures</b>	<u>40,829,656</u>	<u>4,703,886</u>	<u>45,533,542</u>
<b>Excess of revenues over (under) expenditures before other financing sources (uses)</b>	<u>(45,180)</u>	<u>(190,993)</u>	<u>(236,173)</u>
<b>Other financing sources (uses)</b>			
Issuance of bonds	-	2,250,000	2,250,000
Transfers from other funds	-	510,900	510,900
Transfers to other funds	(510,900)	-	(510,900)
<b>Total other financing sources (uses)</b>	<u>(510,900)</u>	<u>2,760,900</u>	<u>2,250,000</u>
<b>Net changes in fund balances</b>	(556,080)	2,569,907	2,013,827
<b>Fund balances - beginning</b>	<u>10,723,863</u>	<u>2,500,166</u>	<u>13,224,029</u>
<b>Fund balances - ending</b>	<u>\$ 10,167,783</u>	<u>\$ 5,070,073</u>	<u>\$ 15,237,856</u>

*See auditors' report and accompanying notes to these financial statements*

**TOWN OF SCITUATE, RHODE ISLAND**  
**Reconciliation of the Statement of Revenues,**  
**Expenditures, and Changes in Fund Balances of Governmental Funds**  
**to the Statement of Activities**  
**For the Year Ended March 31, 2023**

Net change in fund balances - total governmental funds \$ 2,013,827

Amounts reported for governmental activities in the statement of activities are different from the amounts reported as fund expenditures because:

Governmental funds reported capital outlays as expenditures. However, in the statement of activities the cost of those assets is allocated over their estimated useful lives and reported as depreciation expense. This is the amount by which depreciation expense exceeded capital outlays and adjustments in the current period.

Capital outlay	1,778,126	
Depreciation expense	<u>(1,708,234)</u>	69,892

Property taxes that are not collected in the current period and do not represent current financial resources are deferred in the fund financial statements, however they are recognized as revenues in the statement of activities. (126,812)

Amortization of bond premiums and refunding's in the current period do not represent current financial resources, however they are recognized as expenditures and revenues in the statement of activities. 36,088

Some expenditures and revenues reported in the governmental funds that require the use of current financial resources are not reported as revenue or expenditures in the statement of activities. (19,245)

Changes in the Town's Net Pension Assets, Deferred Outflows of Resources related to pension plans or Net Pension Liability and Deferred Inflows of Resources related to pension plans result in an increase or decrease to the pension expense reported in the Statement of Activities. The effect of these adjustments resulted in a decrease in pension expense reported in the Statement of Activities.

Also, under the modified accrual basis of accounting used in the governmental funds, expenditures are not recognized for transactions that are not normally paid with expendable available financial resources. In the statement of activities, however, which is presented on the full accrual basis, expenses and liabilities are recorded regardless of when financial resources are available.

Principal payments made on long-term debt	1,046,000	
Issuance of debt	(2,250,000)	
Net (increase) decrease in compensated absences	(158,883)	
Net (increase) decrease in the net OPEB liability	(151,913)	
Net (increase) decrease in the net pension liability	(3,987,639)	
Net increase (decrease) in the net pension asset	(544,569)	
Net increase (decrease) in deferred outflows	(419,414)	
Net (increase) decrease in deferred inflows	<u>7,470,833</u>	1,004,415

Change in net position of governmental activities \$ 2,978,165

***Please see Note 9 for a more detailed explanation of the differences between the Government-Wide Financial Statements and the Fund Financial Statements***

**TOWN OF SCITUATE, RHODE ISLAND**  
**Statement of Fiduciary Net Position**  
**Fiduciary Funds**  
**March 31, 2023**

	<u>Trust Funds</u>	<u>Private Purpose Trust Fund</u>	<u>Custodial Funds</u>
<b>ASSETS</b>			
Cash and cash equivalents	\$ 122,035	\$ 51,884	\$ 8,342
<b>Investments:</b>			
Collective funds - equity	6,101,647	-	-
Collective funds - fixed income	2,929,576	-	-
Collective funds - real estate investment trust	112,500	-	-
<b>Total Investments:</b>	<u>9,143,723</u>	<u>-</u>	<u>-</u>
<b>Total Assets</b>	<u>9,265,758</u>	<u>51,884</u>	<u>8,342</u>
<b>NET POSITION</b>			
Restricted for:			
Employees' pension benefits	7,745,488	-	-
Employees' OPEB benefits	1,520,270	-	-
Individuals and organizations		51,884	8,342
<b>TOTAL NET POSITION</b>	<u>\$ 9,265,758</u>	<u>\$ 51,884</u>	<u>\$ 8,342</u>

*See auditors' report and accompanying notes to these financial statements*

**TOWN OF SCITUATE, RHODE ISLAND**  
**Statement of Changes in Fiduciary Net Position**  
**Fiduciary Funds**  
**For the Fiscal Year Ended March 31, 2023**

	<u>Trust Funds</u>	<u>Private Purpose Trust Fund</u>	<u>Custodial Funds</u>
<b>Additions:</b>			
Contributions:			
Employer	\$ 1,476,860	\$ -	\$ -
Plan member	183,865	-	-
Total contributions;	<u>1,660,725</u>	<u>-</u>	<u>-</u>
Investment income:			
Interest and dividend income	4,337	72	-
Net appreciation (depreciation) in fair value of investments	(505,368)	-	-
Less: investment expense	<u>(80,377)</u>	<u>-</u>	<u>-</u>
Net investment income	<u>(581,408)</u>	<u>72</u>	<u>-</u>
<b>Total Additions</b>	<u>1,079,317</u>	<u>72</u>	<u>-</u>
<b>Deductions</b>			
Benefits Paid	(1,138,667)	-	-
Administrative fees	<u>(68,892)</u>	<u>-</u>	<u>-</u>
<b>Total Deductions:</b>	<u>(1,207,559)</u>	<u>-</u>	<u>-</u>
<b>Net increase (decrease) in fiduciary net position</b>	(128,242)	72	-
<b>Net position - beginning</b>	<u>9,394,000</u>	<u>51,812</u>	<u>8,342</u>
<b>Net position - ending</b>	<u>\$ 9,265,758</u>	<u>\$ 51,884</u>	<u>\$ 8,342</u>

*See auditors' report and accompanying notes to these financial statements*

## **Notes to Financial Statements**

**TOWN OF SCITUATE, RHODE ISLAND**  
**NOTES TO FINANCIAL STATEMENTS**  
**MARCH 31, 2023**

---

The financial statements of the Town of Scituate, Rhode Island have been prepared in conformity with accounting principles generally accepted in the United States of America as applied to governmental units. The Governmental Accounting Standards Board (GASB) is the accepted standard setting body for establishing governmental accounting and financial reporting principles. The following notes to the financial statements are an integral part of the Town's financial statements.

**NOTE 1 – SUMMARY OF SIGNIFICANT ACCOUNTING POLICIES**

**A. REPORTING ENTITY**

The Town of Scituate was incorporated in 1731. The Town is governed largely under the 1731 Colonial Charter. In some matters, including the issuance of short and long-term debt, the Town is governed by the general laws of the State of Rhode Island. The Town provides the following services: Public Safety (police, fire, civil defense, and animal control), Public Works (highways, sanitation, and facilities maintenance), Education, Social Services, and General Administrative Services.

The Town is a municipal corporation governed by a Town Council form of government with a seven-member Town Council headed by a Council President.

In evaluating the inclusion of other separate and distinct legal entities as component units within its financial reporting entity, the Town applied the criteria prescribed by GASB Statement No. 14, as amended by GASB Statement No. 39, "Determining Whether Certain Organizations are Component Units." A component unit is a legally separate organization for which the elected officials of the primary government are financially accountable or for which the nature and significance of its relationship with the primary government is such that exclusion would cause the reporting entity's financial statements to be misleading or incomplete. Through the application of GASB Statement Nos. 14 and 39 criteria, no separate entities have been determined to be component units of the Town.

**B. BASIS OF PRESENTATION AND ACCOUNTING**

The accounts of the Town are organized on the basis of funds, each of which is considered a separate accounting entity. The operations of each fund are accounted for with a separate set of self-balancing accounts that comprise its assets, deferred outflows, liabilities, deferred inflows, fund equity, net position, revenues, and expenditures or expenses, as appropriate. Governmental resources are allocated to and accounted for in individual funds to demonstrate legal compliance and to aid management by segregating transactions related to specific Town functions or activities.

**TOWN OF SCITUATE, RHODE ISLAND**  
**NOTES TO FINANCIAL STATEMENTS**  
**MARCH 31, 2023**

---

**NOTE 1 – SUMMARY OF SIGNIFICANT ACCOUNTING POLICIES (continued)**

**B. BASIS OF PRESENTATION AND ACCOUNTING**

***Recently Issued Accounting Standards***

The Town has implemented the following new accounting pronouncements:

- GASB Statement No. 87 – *Leases*, effective for the Town’s fiscal year ending March 31, 2023.

The Town will adopt the following new pronouncements in future years:

- GASB Statement No. 91 – *Conduit Debt Obligations*, effective for the Town’s fiscal year ending June 30, 2024
- GASB Statement No. 94 – *Public-Private and Public-Public Partnerships*, effective for the year ending June 30, 2024
- GASB Statement No. 96 – *Subscription-Based Information Technology Arrangements*, effective for the year ending June 30, 2024
- GASB Statement No. 99 – *Omnibus 2022*, effective for the Town’s fiscal year ending June 30, 2024

**Government-Wide Financial Statements**

The Town’s Government-Wide Financial Statements include a Statement of Net Position and a Statement of Activities and Changes in Net Position. These statements present summaries of Governmental Activities for the Town. The Town has no Business-Type Activities. Fiduciary Activities of the Town are not included in these statements.

These statements are presented on an “economic resources” measurement focus and the accrual basis of accounting. Accordingly, all the Town’s assets, deferred outflows of resources, deferred inflow of resources and liabilities, including capital assets and long-term liabilities, are included in the accompanying Statement of Net Position. The Statement of Activities presents changes in net position. Under the accrual basis of accounting, revenues are recognized in the period earned while expenses are recognized in the period in which the liability is incurred. The types of transactions included in program revenues for the Town are reported in three categories: 1) charges for services; 2) operating grants and contributions; and 3) capital grants and contributions.

Certain eliminations have been made as prescribed by GASB Statement No. 34 related to inter-fund activities, payables, and receivables. All internal balances in the Statement of Net Position have been eliminated.

**Governmental Fund Financial Statements**

Governmental Fund Financial Statements include a Balance Sheet and a Statement of Revenues, Expenditures and Changes in Fund Balances for all major governmental funds and non-major funds aggregated. An accompanying schedule is presented to reconcile and explain the differences in fund balances and changes in fund balances as presented in these statements to the net position and changes in net positions presented in the Government-Wide Financial Statements.

**TOWN OF SCITUATE, RHODE ISLAND**  
**NOTES TO FINANCIAL STATEMENTS**  
**MARCH 31, 2023**

---

**NOTE 1 – SUMMARY OF SIGNIFICANT ACCOUNTING POLICIES (continued)**

**B. BASIS OF PRESENTATION AND ACCOUNTING**

All governmental funds are accounted for on a spending, or “current financial resources” measurement focus and the modified accrual basis of accounting. Accordingly, only current assets, deferred outflows of resources, deferred inflows of resources and current liabilities are included on the Balance Sheet. The Statement of Revenues, Expenditures and Changes in Fund Balances present increases (revenues and other financing sources) and decreases (expenditures and other financing uses) in net current assets.

Under the modified accrual basis of accounting, revenues are recognized in the accounting period in which they become both measurable and available to finance expenditures of the current period. Accordingly, revenues are recorded when received in cash, except that revenues subject to accrual (generally 60 days after year-end) are recognized when due. The primary revenue sources, which have been treated as susceptible to accrual by the Town, are property tax and intergovernmental revenues. Expenditures are recorded in the accounting period in which the related fund liability is incurred.

**Major Governmental Funds:**

**General Fund** – The General Fund is used to account for resources devoted to financing the general services that the Town performs for its citizens.

**Fiduciary Fund Financial Statements**

Fiduciary Fund Financial Statements for the Town of Scituate include a Statement of Net Position and a Statement of Changes in Net Position. The Town of Scituate’s Fiduciary Funds include a Pension Trust Fund, OPEB Trust Fund, Private Purpose Trust Fund and Custodial Funds. Fiduciary Funds are used to account for assets held by the Town in a trustee capacity or as an agent for individuals, private organizations, or other governments. The Fiduciary Funds are accounted for on an “economic resources” measurement focus and the accrual basis of accounting.

**Pension Trust Fund** – This fund accounts for pension benefits provided to Town Police Officers. The principal revenue source for this fund is employer and employee contributions.

**OPEB Trust Fund** – This fund accounts for Other Post-Employment Benefits provided to Town eligible employees. The principal revenue source for this fund is employer contributions.

**Private Purpose Trust Fund** – This fund accounts for assets held by the Town under a trust arrangement to benefit the poor through the Town’s Human Services Department.



**TOWN OF SCITUATE, RHODE ISLAND**  
**NOTES TO FINANCIAL STATEMENTS**  
**MARCH 31, 2023**

---

**NOTE 1 – SUMMARY OF SIGNIFICANT ACCOUNTING POLICIES (Continued)**

**Custodial Funds** - are used to report fiduciary activities that are not required to be reported in pension (and other employee benefit) trust funds, or private purpose trust funds. These funds are held by Town in a fiduciary status until requirements are met for their release.

**C. INVESTMENTS**

Investments are recorded at fair value. Unrealized gains and losses from changes in fair value are recognized as investment income.

**D. ACCOUNTS RECEIVABLE AND TAXES RECEIVABLE**

Accounts receivable and taxes receivable balances, are shown net of an allowance for uncollectible accounts. The allowances are calculated from the age of the individual receivables. Property taxes due on July 1 of the current year and other delinquent balances are recorded as receivables.

**E. CAPITAL ASSETS AND DEPRECIATION**

Capital assets are reported in the Government-Wide Statement of Net Position but are not reported in the Governmental Fund Financial Statements.

All capital assets are capitalized at historical or estimated historical cost. Donated capital assets, donated works of art and similar items, and capital assets received in a service concession arrangement are reported at acquisition value rather than fair value. The Town follows the policy of not capitalizing assets with a cost of less than \$5,000 and a useful life of less than 1 year.

Depreciation is calculated on the straight-line basis over the following useful lives:

<i>Description</i>	<i>Useful Life</i>
Infrastructure	25-75 years
Buildings and improvements	20-40 years
Office furniture and equipment	5-7 years
Machinery and equipment	10-12 years
Vehicles	4-10 years

**F. DEFERRED OUTFLOWS/INFLOWS OF RESOURCES**

In addition to assets, the statement of net position will sometimes report a separate section for deferred outflows of resources. This separate financial statement element, deferred outflows of resources, which represents a consumption of net assets that applies to future period or periods and so will not be recognized as an outflow of resources (expense/expenditure) until then. The Town reports a deferred charge on refunding in the government-wide statement of net position. A deferred charge on refunding results from the difference in the carrying value of refunded debt and its reacquisition price. This amount is deferred and amortized over the shorter of the life of the refunded or refunding debt. The Town also

**TOWN OF SCITUATE, RHODE ISLAND**  
**NOTES TO FINANCIAL STATEMENTS**  
**MARCH 31, 2023**

---

**NOTE 1 – SUMMARY OF SIGNIFICANT ACCOUNTING POLICIES (Continued)**

reports as a deferred outflow of resources which are deferred amounts recognized in the development of its annual pension expense in the Statement of Activities and the Statement of Net Position.

**F. DEFERRED OUTFLOWS/INFLOWS OF RESOURCES**

In addition to liabilities, the statement of net position will sometimes report a separate section for deferred inflows of resources. This separate financial statement element, deferred inflows of resources, which represents an acquisition of net assets that applies to a future period or periods and so will not be recognized as an inflow of resources (revenue) until that time. The Town reports advance property tax collections in the government-wide statement of net position and in the governmental funds balance sheet. Advance property tax collections represent taxes inherently associated with a future period. This amount is recognized during the period in which the revenue is associated. Also, for governmental funds, the Town reports unavailable property tax revenue, which arises only under the modified accrual basis of accounting. These amounts are deferred and recognized as an inflow of resources (revenue) in the period that the amounts become available. The Town also reports deferred inflows of resources which are deferred amounts recognized in the development of its annual pension expense in the Statement of Activities and the Statement of Net Position.

**G. PROPERTY TAXES**

The Town is permitted by State Law to levy property taxes. Current fiscal year tax collections for the Town were approximately 84% of the total 2022 levy. During the period April 1, 2023, through May 31, 2023, the Town collected an additional \$4,483,778 of the 2023 tax levy. The total collections therefore represent approximately 97.8% of the total 2022-2023 levy. The tax rate of the Town is established by the Town Council.

The Town's fiscal 2022-2022 property taxes were levied on June 15, 2022, on assessed valuation as of December 31, 2021. Upon levy, taxes are billed and are due quarterly on July 1, October 1, January 1, and April 1. Failure to mail payments by due date results in a lien on the taxpayer's property. Assessed values are established by Tax Assessor's Office and are currently calculated at 100% of assessed value for real estate. The City of Providence Water Supply Board is the Town's principal taxpayer representing 17.8% of the Town's net assessed valuation in fiscal 2023.

**H. COMPENSATED ABSENCES**

Under the terms of various contracts and agreements, Town and School Department employees are granted vacation and sick leave in varying amounts based on length of service. Vacation benefits are accrued as a liability based on the accumulated benefits earned on March 31. Sick leave benefits are based on the sick leave accumulated at March 31 by those employees who are currently eligible to receive termination payments and those employees for whom it is probable they will become eligible to receive termination benefits in the future. The liability is calculated at the rate of pay in effect on March 31, 2023.

**TOWN OF SCITUATE, RHODE ISLAND**  
**NOTES TO FINANCIAL STATEMENTS**  
**MARCH 31, 2023**

---

**NOTE 1 – SUMMARY OF SIGNIFICANT ACCOUNTING POLICIES (Continued)**

The entire compensated absence liability is reported on the Government-Wide Financial Statements. For Governmental Fund Financial Statements, a compensated absence liability is reported only if a liability has matured (i.e. unused reimbursable leave still outstanding following an employee’s resignation or retirement).

**I. ACCRUED LIABILITIES AND LONG-TERM DEBT**

All accrued liabilities and long-term debt are reported in the Government-Wide Financial Statements.

For Governmental Fund Financial Statements, the accrued liabilities are generally reported as a governmental fund liability if due for payment as of the balance sheet date regardless of whether the liabilities will be liquidated with current financial resources. However, claims, judgments, and compensated absences paid from governmental funds are reported as a liability in the Fund Financial Statements only if the liability has matured (i.e. unused reimbursable leave still outstanding following an employee’s resignation or retirement). Long-term debt paid from governmental funds is not recognized as a liability in the Fund Financial Statements until due.

**J. DEBT PREMIUMS AND ISSUANCE COSTS**

In the Governmental Fund Financial Statements, debt premiums and issuance costs are treated as period costs in the year of issue. Debt issuance costs are shown as an “expenditure” and debt premiums are reflected as an “other financing source”.

In the Government-Wide Statements, debt premiums are deferred and amortized over the term of the debt. Debt premiums are presented as an addition to the face amount of the debt payable.

**K. ESTIMATES**

The preparation of financial statements in conformity with accounting principles generally accepted in the United States of America requires management to make estimates and assumptions that affect the reported amounts of assets and liabilities and disclosure of contingent assets and liabilities at the date of the financial statements and the reported amounts of revenues and expenditures/expenses during the reporting period. Actual results could differ from those estimates.

**L. PENSIONS**

For purposes of measuring the net pension liability, net pension asset, deferred outflows of resources, and deferred inflows of resources related to pensions, and pension expense, information about the fiduciary net position of the Town of Scituate, Rhode Island’s various pension plans (described in more detail in Note 16) and additions to/deductions from the pension plans fiduciary net position have been determined on the same basis as they have been reported by the pension plans. For this purpose, benefit payments (including refunds of employee contributions) are recognized when due and payable in accordance with the benefit terms. Investments are reported at fair value.

**TOWN OF SCITUATE, RHODE ISLAND**  
**NOTES TO FINANCIAL STATEMENTS**  
**MARCH 31, 2023**

**NOTE 2 – CAPITAL ASSETS**

Capital asset activity for the fiscal year ended March 31, 2023 was as follows:

	Primary Government				Ending Balance
	Beginning Balance	Increases	Decreases	Adjustments	
<b>Governmental activities:</b>					
Capital assets not being depreciated:					
Land & land rights	\$ 5,573,497	\$ -	\$ -	\$ -	\$ 5,573,497
Construction in progress	3,493,056	143,545	(3,287,693)	-	348,908
Total capital assets not being depreciated	<u>9,066,553</u>	<u>143,545</u>	<u>(3,287,693)</u>	<u>-</u>	<u>5,922,405</u>
Other capital assets:					
Infrastructure	18,488,496	418,014	-	242,482	19,148,992
Buildings and improvements	22,413,035	3,450,748	-	-	25,863,783
Office furniture and equipment	1,710,148	421,027	-	398	2,131,573
Motor vehicles	9,388,253	228,735	-	-	9,616,988
Machinery and equipment	7,953,559	403,750	-	-	8,357,309
Total other capital assets at historical cost	<u>59,953,491</u>	<u>4,922,274</u>	<u>-</u>	<u>242,880</u>	<u>65,118,645</u>
Less accumulated depreciation for:					
Infrastructure	15,789,829	158,778	-	56,697	16,005,304
Buildings and improvements	12,972,063	528,801	-	-	13,500,864
Office furniture and equipment	1,638,530	50,583	-	-	1,689,113
Motor vehicles	6,396,205	507,133	-	-	6,903,338
Machinery and equipment	3,486,428	462,939	-	-	3,949,367
Total accumulated depreciation	<u>40,283,055</u>	<u>1,708,234</u>	<u>-</u>	<u>56,697</u>	<u>42,047,986</u>
Governmental activities capital assets, net	<u>\$ 28,736,989</u>	<u>\$ 3,357,585</u>	<u>\$ (3,287,693)</u>	<u>\$ 186,183</u>	<u>\$ 28,993,064</u>

Depreciation expense was charged to functions as follows:

<b>Governmental activities:</b>	
General government	\$ 8,943
Public safety	514,191
Public works	400,763
Social services	50,899
Education	733,438
Total governmental activities depreciation expense	<u>\$ 1,708,234</u>

**TOWN OF SCITUATE, RHODE ISLAND**  
**NOTES TO FINANCIAL STATEMENTS**  
**MARCH 31, 2023**

**NOTE 3 – STEWARDSHIP, COMPLIANCE, AND ACCOUNTABILITY**

**LEGAL DEBT MARGIN** – The Town's legal debt margin as set forth by State Statute is limited to 3% of total net assessed value, which approximates \$58,439,639. As of March 31, 2023, the Town's debt subject to the 3% limit, was \$13,552,000, which is under the debt limit by \$44,887,639.

**DEFICIT FUND BALANCES** – The following non-major fund Special Revenue Funds had a deficit fund balance at March 31, 2023: Animal Shelter Bond Fund (\$8,450), New Police Station Bond (\$389,567), Civics Grant (\$1,676), RI School Based Mental Health (\$792), ESSER II (\$9,233), RI Foundation (\$419), ELC Grant (\$1,446), Special Projects (\$171).

**NOTE 4 – CASH DEPOSITS**

**DEPOSITS** – are in various financial institutions and are carried at cost. The carrying amount of deposits is separately displayed on the Balance Sheet of the Fund Financial Statements and Statement of Net Position as “Cash and Cash Equivalents” and “Cash Overdraft”.

Cash and investments of the Town consist of the following at March 31, 2023:

<b><i>Cash and cash equivalents</i></b>	
Deposits with financial institutions	\$ 9,402,810
 <b><i>Investments</i></b>	
Collective funds - equity	6,101,647
Collective funds - fixed income	2,929,576
Collective funds - real estate investment trust	112,500
<b><i>Total Investments</i></b>	<b>9,143,723</b>
<b><i>Total cash and Investments</i></b>	<b>\$ 18,546,533</b>

Cash and investments are classified in the accompanying financial statements as follows:

<b><i>Statement of net position</i></b>	
Cash and cash equivalents	\$ 9,220,549
	<b>\$ 9,220,549</b>
 <b><i>Fiduciary funds</i></b>	
Cash and cash equivalents	182,261
Investments	9,143,723
	<b>9,325,984</b>
<b><i>Total cash and investments</i></b>	<b>\$ 18,546,533</b>

**CUSTODIAL CREDIT RISK** – Custodial credit risk is the risk that in the event of a bank failure, the Town’s deposits may not be returned to it. The Town does not have a formal deposit policy for custodial credit risk. As of March 31, 2023, \$-0- of the Town’s bank balance of \$16,729,979 was exposed to custodial credit risk.

**TOWN OF SCITUATE, RHODE ISLAND**  
**NOTES TO FINANCIAL STATEMENTS**  
**MARCH 31, 2023**

---

**NOTE 4 – CASH DEPOSITS (continued)**

Under Rhode Island general laws, depository institutions holding deposits of the State, its agencies or governmental subdivisions of the State, shall at a minimum, insure or pledge eligible collateral equal to one hundred percent (100%) of the deposits which are time deposits with maturities greater than sixty (60) days. Any of these institutions, which do not meet minimum capital standards prescribed by federal regulators, shall insure or pledge eligible collateral equal to one hundred percent (100%) of the deposits, regardless of maturity. At March 31, 2023, the Town's uninsured or uncollateralized deposits with institutions were \$-0-. These deposits are held by institutions that meet the minimum capital standards prescribed by the federal regulators.

**NOTE 5 – INVESTMENTS**

The Town invests in various types of investments that are stated at fair value. The Town Treasurer has control over the type of investments made, except for those investments in the Police Pension Trust Fund, and OPEB Trust Fund which are controlled by the Plan Trustee. The Town does not have a formal investment policy or any other legally contracted agreement that limits the type of investments that may be made, except as stipulated in the Police Pension Plan trustee agreement.

**Interest Rate Risk** – The Town does not have a formal investment policy that limits investment maturities as a means of managing its exposure to fair value losses arising from increasing interest rates.

**Credit Risk:** Generally, credit risk is the risk that an issuer of a debt type investment will not fulfill its obligation to the holder of the investment. This is measured by assignment of a rating by a nationally recognized rating organization. U.S government securities or obligations explicitly guaranteed by the U.S. government are not considered to have credit risk exposure. The town did not have any debt type investments that were exposed to credit risk as defined by GASB 40.

**Custodial Credit Risk** – For an investment, custodial credit risk is the risk that, in the event of failure of the counterparty, the Town will not be able to recover the value of its investments or collateral securities that are in possession of an outside party. The Town does not have a formal policy which addresses custodial credit risk. The Town had no investments subject to custodial credit risk as of March 31, 2023.

**Concentration of Credit Risk** – The Town places no limit on the amount the Town may invest in any one issuer. The Town had no investments subject to concentration of credit risk as of March 31, 2023.

The Town categorizes its fair value measurements within the fair value hierarchy established by generally accepted accounting principles. The hierarchy gives the highest priority to unadjusted quoted prices in active markets for identical assets or liabilities (Level 1 measurements); followed by quoted prices in inactive markets or for similar assets or with observable inputs (Level 2 measurements); and the lowest priority to unobservable inputs (Level 3 measurements). The Town has the following recurring fair value measurements as of March 31, 2023:

**TOWN OF SCITUATE, RHODE ISLAND**  
**NOTES TO FINANCIAL STATEMENTS**  
**MARCH 31, 2023**

**NOTE 5 – INVESTMENTS (continued)**

	<b>March 31, 2023</b>	<b>Fair Value Measurements Using</b>		
		<b>Level 1</b>	<b>Level 2</b>	<b>Level 3</b>
Investments by fair value level:				
Domestic equities	\$ 6,101,647	\$ 6,101,647	\$ -	\$ -
Fixed incomes	2,929,576	2,929,576		
Real estate investment trust	112,500	112,500		
Total investments by fair value level	<u>\$ 9,143,723</u>	<u>\$ 9,143,723</u>	<u>\$ -</u>	<u>\$ -</u>

**NOTE 6 – LONG-TERM LIABILITIES**

**A. LONG-TERM LIABILITIES**

Long-term liability activity for the year ended March 31, 2023, was as follows:

	<i>Beginning Balance</i>	<i>Additions</i>	<i>Retirements</i>	<i>Ending Balance</i>	<i>Amounts Due Within One Year</i>
<b>Governmental Activities</b>					
Bonds and loans payable:					
General obligation bonds	\$ 8,675,000	\$ -	\$ 615,000	\$ 8,060,000	\$ 1,065,000
Direct placement bonds	3,673,000	2,250,000	431,000	5,492,000	636,000
	12,348,000	2,250,000	1,046,000	13,552,000	1,701,000
Plus amortized premium on loans	533,941	-	48,373	485,568	48,373
Total bonds payable	<u>12,881,941</u>	<u>2,250,000</u>	<u>1,094,373</u>	<u>14,037,568</u>	<u>1,749,373</u>
Other liabilities:					
Compensated absences	1,056,189	372,506	213,623	1,215,072	121,507
Net pension liability	27,985,865	3,987,639	-	31,973,504	-
Net OPEB liability	5,359,304	151,913	-	5,511,217	-
Total other liabilities	34,401,358	4,512,058	213,623	38,699,793	121,507
<b>Governmental Activities</b>					
<b>Long-Term Liabilities</b>	<u>\$ 47,283,299</u>	<u>\$ 6,762,058</u>	<u>\$ 1,307,996</u>	<u>\$ 52,737,361</u>	<u>\$ 1,870,880</u>

All debt of the governmental activities is general obligation debt. The payments on the bonds, loans and compensated absences are made from the General Fund. If the net pension liability or net other postemployment benefits obligations were to be liquidated, payments would be made by the General Fund.

**TOWN OF SCITUATE, RHODE ISLAND**  
**NOTES TO FINANCIAL STATEMENTS**  
**March 31, 2023**

**NOTE 6 - LONG TERM LIABILITIES (CONTINUED)**

Long-term liability activity for the fiscal year ended March 31, 2023 was as follows:

<b>GOVERNMENTAL ACTIVITIES</b>	<b>Date of Issuance</b>	<b>Interest Rate</b>	<b>Date of Maturity</b>	<b>Authorized</b>	<b>Outstanding April 1, 2022</b>	<b>Additions</b>	<b>Maturities During Year</b>	<b>Outstanding March 31, 2023</b>	<b>Amounts due within one year</b>	<b>Interest Paid</b>
<b>General Obligation Bonds Payable</b>										
Direct placement bond - Webster Bank	11/26/2019	2.79%	11/15/2039	\$ 2,000,000	\$ 1,920,000	\$ -	\$ 80,000	\$ 1,840,000	\$ 85,000	\$ 53,702
General obligation bonds	4/17/2018	3.0-5.0%	11/2/2033	3,060,000	2,475,000	-	230,000	2,245,000	240,000	89,650
RIHEBC Revenue Loan 2018 Series A	5/30/2018	2.0-4.5%	5/15/2038	4,740,000	4,245,000	-	175,000	4,070,000	375,000	163,950
RIHEBC Refunding Loan 2017 Series B	4/11/2017	3.0-5.0%	4/1/2029	2,346,000	1,955,000	-	210,000	1,745,000	450,000	79,687
Direct placement bond - Dime Bank	7/14/2022	3.21%	7/15/2032	2,250,000	-	2,250,000	-	2,250,000	200,000	33,504
Direct placement bond - Signature Funding	7/28/2016	1.79%	7/15/2026	2,846,545	1,753,000	-	351,000	1,402,000	351,000	28,237
<b>Total general obligation bonds payable</b>				<u>17,242,545</u>	<u>12,348,000</u>	<u>2,250,000</u>	<u>1,046,000</u>	<u>13,552,000</u>	<u>1,701,000</u>	<u>448,730</u>
Amortized premium on loans					533,941	-	48,373	485,568	48,373	-
<b>Total governmental activities bonds and loans</b>					<u>12,881,941</u>	<u>2,250,000</u>	<u>1,094,373</u>	<u>14,037,568</u>	<u>1,749,373</u>	<u>448,730</u>
<b>Accrued expenses</b>										
Compensated absences - Town					617,895	114,443	74,609	657,729	65,773	-
Compensated absences - School Department					438,294	258,063	139,014	557,343	55,734	-
Net pension liability					27,985,865	3,987,639	-	31,973,504	-	-
Net OPEB liability					5,359,304	151,913	-	5,511,217	-	-
<b>Total accrued expenses</b>					<u>34,401,358</u>	<u>4,512,058</u>	<u>213,623</u>	<u>38,699,793</u>	<u>121,507</u>	<u>-</u>
<b>Total long-term liabilities - governmental activities</b>					<u>\$ 47,283,299</u>	<u>\$ 6,762,058</u>	<u>\$ 1,307,996</u>	<u>\$ 52,737,361</u>	<u>\$ 1,870,880</u>	<u>\$ 448,730</u>



**TOWN OF SCITUATE, RHODE ISLAND**  
**NOTES TO FINANCIAL STATEMENTS**  
**MARCH 31, 2023**

**NOTE 6 – LONG-TERM LIABILITIES (Continued)**

The debt service through maturity for the above bonds is as follows:

<b>GOVERNMENTAL ACTIVITIES</b>				
<b>Fiscal Year</b>	<b>Bonds</b>		<b>Notes from Direct Borrowings and Direct Placements</b>	
<b>Ended June 30,</b>	<b>Principal</b>	<b>Interest</b>	<b>Principal</b>	<b>Interest</b>
2024	1,065,000	522,507	636,000	142,433
2025	685,000	267,600	641,000	127,274
2026	710,000	237,476	650,000	111,961
2027	740,000	205,850	660,000	96,358
2028	780,000	171,386	315,000	83,587
2029-2033	2,380,000	512,762	1,720,000	264,550
2034-2038	1,700,000	144,726	605,000	88,944
2039-2040	-	-	265,000	11,188
	<b>\$ 8,060,000</b>	<b>\$ 2,062,307</b>	<b>\$ 5,492,000</b>	<b>\$ 926,295</b>

**TOWN OF SCITUATE, RHODE ISLAND**  
**NOTES TO FINANCIAL STATEMENTS**  
**MARCH 31, 2023**

---

**NOTE 6 – LONG-TERM LIABILITIES (Continued)**

**SEWER FUND INTER-MUNICIPAL AGREEMENT**

The Town of Scituate has entered into an Inter-Municipal Agreement with the Town of West Warwick, RI. Under the provisions of this agreement, the Town of Scituate is responsible for certain costs and improvements to the wastewater/sewer treatment facility and operations located in the Town of West Warwick. In addition to its own normal operating costs and outstanding debt obligations, the Town of Scituate is also responsible for portions of the outstanding debt obligations and interest which is due annually on these debt obligations which are presented on the Town of West Warwick’s annual financial statements. The portion of the debt obligations to be paid by the Town of Scituate in accordance with the Inter-Municipal Agreement has been recorded as a special assessment’s receivable and revenue by the Town of West Warwick when the project was completed, and the obligation entered into. The Town of Scituate records the annual related expenses assessed to the town as operating expenses on its General Fund. The following schedule shows the annual percentage share of the cost related to the Town of West Warwick’s debt service payments the Town of Scituate has contracted to pay.

Fiscal Year Ended	Total
<u>June 30,</u>	<u></u>
2024	23,317
2025	23,168
2026	23,168
2027	23,166
2028	23,148
Thereafter	61,772
TOTALS	<u>\$ 177,739</u>

**TOWN OF SCITUATE, RHODE ISLAND**  
**NOTES TO FINANCIAL STATEMENTS**  
**MARCH 31, 2023**

**NOTE 7 – INTERFUND BALANCES AND TRANSFERS**

The Town reports interfund balances between many of its funds. The totals of all balances agree with the sum of interfund balances presented in the fund statements.

	<b><u>Due from / other funds</u></b>	<b><u>Due to/ other funds</u></b>	
<b>General Fund</b>	\$ 3,552,644	\$ 5,332,165	
<b>Special Revenue Funds:</b>			
Town Special Revenue	360,309	-	
School Special Revenue	266,580	1,186,315	
<b>Capital Project Funds</b>			
Capital Projects Funds	2,771,043	432,096	
<b>Totals</b>	\$ 6,950,576	\$ 6,950,576	

The balances primarily result from the time lag between the dates the 1) transactions are recorded in the accounting system and 2) payments between funds are made.

<b><u>Fund / Department</u></b>	<b><u>Transfers from other funds</u></b>	<b><u>Transfers to other funds</u></b>	
General Fund	\$ -	\$ 510,900	
Capital Projects	510,900	-	
Totals	\$ 510,900	\$ 510,900	

Transfers are used to move revenues from the fund that the budget requires to collect them, to the funds that the budget requires to expend them.

**TOWN OF SCITUATE, RHODE ISLAND**  
**NOTES TO FINANCIAL STATEMENTS**  
**March 31, 2023**

**NOTE 8 - DIFFERENCES BETWEEN GOVERNMENTAL FUNDS BALANCE SHEET AND THE STATEMENT OF NET POSITION**

"Total fund balances" of the Towns' governmental funds \$15,237,856 differs from "net position" of governmental activities \$ (4,611,997) reported in the statement of net position. This difference primarily results from the long-term economic focus of the statement of net position versus the current financial resources focus of the governmental fund balance sheets. The effect of the differences is illustrated below.

**Balance Sheet/Statement of Net Position**

	<b>Total Governmental Funds</b>	<b>Long-term Assets/ Liabilities (1)</b>	<b>Reclassifications and Eliminations</b>	<b>Statement Net Position Totals</b>
<b>Assets</b>				
Cash and cash equivalents	\$ 9,220,549	\$ -	\$ -	\$ 9,220,549
<b>Receivables:</b>				
Property taxes, net	6,276,845	(295,000)	-	5,981,845
Intergovernmental	1,567,496	-	-	1,567,496
Other assets	1,403,171	120,695	-	1,523,866
Internal balances	6,950,576	-	(6,950,576)	-
Prepaid expenses	3,442,558	-	-	3,442,558
Property, plant and equipment - net	-	23,070,659	-	23,070,659
Assets not being depreciated	-	5,922,405	-	5,922,405
Net pension asset	-	4,236,969	-	4,236,969
<b>Total assets</b>	<u>28,861,195</u>	<u>33,055,728</u>	<u>(6,950,576)</u>	<u>54,966,347</u>
Deferred Outflows of Resources	-	6,396,792	-	6,396,792
<b>LIABILITIES</b>				
<b>Liabilities:</b>				
Accounts payable and accrued expenses	2,140,513	-	-	2,140,513
Accrued interest payable	-	180,126	-	180,126
Internal balances	6,950,576	-	(6,950,576)	-
Unearned revenue	2,865,888	-	-	2,865,888
Other liabilities	50,784	-	-	50,784
Long-term liabilities				
Due within one year	-	1,870,880	-	1,870,880
Due in more than one year	-	18,892,977	-	18,892,977
Net pension liability	-	31,973,504	-	31,973,504
<b>Total liabilities</b>	<u>12,007,761</u>	<u>52,917,487</u>	<u>(6,950,576)</u>	<u>57,974,672</u>
Deferred Inflows of Resources	1,615,578	6,384,886	-	8,000,464
<b>Fund Balances/Net Position</b>				
Total fund balances/net position	15,237,856	(19,849,853)	-	(4,611,997)
Total liabilities and fund balances/net position	<u>\$ 28,861,195</u>	<u>\$ 39,452,520</u>	<u>\$ (6,950,576)</u>	<u>\$ 61,363,139</u>

(continued)

**TOWN OF SCITUATE, RHODE ISLAND**  
**NOTES TO FINANCIAL STATEMENTS**  
**March 31, 2023**

**NOTE 8 - DIFFERENCES BETWEEN GOVERNMENTAL FUNDS BALANCE SHEET AND THE STATEMENT OF NET POSITION**

(1) When capital assets (land, buildings, equipment) that are to be used in governmental activities are purchased or constructed, the cost of these assets are reported as expenditures in governmental funds. However, the statement of net position includes those capital assets among the assets of the Town as a whole.

Cost of capital assets	\$	71,041,050
Accumulated depreciation		(42,047,986)
	\$	<u>28,993,064</u>

Because the focus of governmental funds is on short term financing, some assets will not be available to pay for current-period expenditures. Those assets (for example receivables) are offset by deferred revenues in the governmental funds and thus are not included in the fund balance. Also some expenditures in the governmental activates do not reflect current period charges.

Adjustment of unearned revenue	\$	1,615,578
Accrued interest receivable		120,695
Accrued interest payable		(180,126)
Allowance for doubtful accounts		(295,000)
Bond premiums		(485,568)
	\$	<u>775,579</u>

Long-term liabilities applicable to the Towns' governmental activities are not due and payable in the current period and accordingly are not reported as fund liabilities. All liabilities, both current and long-term are reported in the statement of net position.

Bonds payable	\$	13,552,000
Accrued compensated absences		1,215,072
Net pension liability		31,973,504
Net OPEB liability		5,511,217
	\$	<u>52,251,793</u>

Town pension plans with a net pension asset balance at the end of the year.

Net pension asset - TSB	\$	(3,872,081)
Net pension asset - MERS Police COLA		(76,620)
Net pension asset - MERS Police employees		(288,268)
	\$	<u>(4,236,969)</u>

Deferred inflows and outflows of resources are amounts used under GASB 68 in developing the annual pension expense. Deferred inflows and outflows arise with differences between expected and actual experiences; such as changes of assumptions or differences in expected and actual investment returns. These amounts will be recognized in future periods.

Deferred inflows of resources - pensions/OPEB	\$	(8,000,464)
Deferred outflows of resources - pensions/OPEB		6,310,799
Deferred outflow on refunding of debt		85,993
	\$	<u>(1,603,672)</u>

**TOWN OF SCITUATE, RHODE ISLAND**  
**NOTES TO FINANCIAL STATEMENTS**  
**March 31, 2023**

**NOTE 9 - DIFFERENCES BETWEEN GOVERNMENTAL FUND OPERATING STATEMENTS AND THE STATEMENT OF ACTIVITIES**

The "net change in the fund balances" for governmental funds \$2,013,827 differs from the "change in net position" for governmental activities \$2,921,468 reported in the statement of activities. The differences arise primarily from the long-term economic focus of the statement of activities versus the current financial resources focus of the governmental funds. The effect of the differences is illustrated below.

**Statement of Revenues, Expenditures, and Changes in Fund Balances/Statement of Activities**

	<u>Total Governmental Funds</u>	<u>Long-term Revenues/ Expenses (1)</u>	<u>Capital- related Items (2)</u>	<u>Long-term Debt Transactions (3)</u>	<u>Statement of Activities Totals</u>
<b>Revenues</b>					
General property tax	\$ 32,511,059	\$ (126,812)	\$ -	\$ -	\$ 32,384,247
Intergovernmental and departmental revenues	9,495,194	-	-	-	9,495,194
License and permits	1,297,908	-	-	-	1,297,908
Fines and penalties	72,119	-	-	-	72,119
Interest on investments	214,645	(3,997)	-	-	210,648
Tuitions	14,887	-	-	-	14,887
Other revenues	1,691,557	-	-	-	1,691,557
<b>Total revenues</b>	<u>45,297,369</u>	<u>(130,809)</u>	<u>-</u>	<u>-</u>	<u>45,166,560</u>
<b>Expenditures</b>					
<b>Current:</b>					
General government	1,678,330	(2,708,952)	8,943	1,260,658	238,979
Public safety	4,497,629	-	287,883	929,914	5,715,426
Public works	2,910,144	-	28,897	-	2,939,041
Social services	1,175,476	-	50,899	-	1,226,375
Education	29,253,256	(4,031,671)	733,438	2,341,636	28,296,659
Fixed charges and other	3,293,916	-	-	-	3,293,916
Debt Service					
Principal	1,046,000	-	-	(1,046,000)	-
Interest	498,839	(20,840)	-	-	477,999
Capital	1,179,952	-	(1,179,952)	-	-
<b>Total expenditures</b>	<u>45,533,542</u>	<u>(6,761,463)</u>	<u>(69,892)</u>	<u>3,486,208</u>	<u>42,188,395</u>
<b>Other financing sources (uses)</b>					
Issuance of refunding bonds	2,250,000	-	-	(2,250,000)	-
Transfers from other funds	510,900	-	-	-	510,900
Transfers to other funds	(510,900)	-	-	-	(510,900)
<b>Total other financing sources (uses)</b>	<u>2,250,000</u>	<u>-</u>	<u>-</u>	<u>(2,250,000)</u>	<u>-</u>
<b>Net change for the year</b>	<u>\$ 2,013,827</u>	<u>\$ 6,630,654</u>	<u>\$ 69,892</u>	<u>\$ (5,736,208)</u>	<u>\$ 2,978,165</u>

**TOWN OF SCITUATE, RHODE ISLAND**  
**NOTES TO FINANCIAL STATEMENTS**  
**March 31, 2023**

**NOTE 9 - DIFFERENCES BETWEEN GOVERNMENTAL FUND OPERATING STATEMENTS AND THE STATEMENT OF ACTIVITIES (CONTINUED)**

- (1) Increases in deferred revenues that provide current financial resources to governmental funds are not reported as revenues in the statement of activities. State funded public service corporation tax revenues that are not accrued for in the governmental funds are reported as revenues in the statement of activities.

Unearned revenue property tax	\$ (126,812)
-------------------------------	--------------

Interest expense in the statement of activities differs from the amount reported in the governmental funds for two reasons. Accrued interest was reduced on the calculation for bonds payable and bond issuance costs and premiums are reported as expenditures in governmental funds while in the government-wide financial statements they are capitalized and amortized over the life of the bond.

Accrued interest payable	\$ (15,248)
Accrued interest receivable	(3,997)
Deferred amount of refunding	(12,285)
Amortization bond premium costs	48,373
Total expenditure adjustment	<u>\$ 16,843</u>

- (2) When capital assets that are to be used in governmental activities are purchased or constructed, the resources expended for those assets are reported as expenditures in governmental funds. However, in the statement of activities, the cost of those assets is allocated over their estimated useful lives and reported as depreciation expense. As a result, fund balance decreases by the amount of financial resources expended, whereas net position decrease by the amount of depreciation expense charged for the year.

Capital outlay	\$ 1,778,126
Depreciation expense	(1,708,234)
Difference	<u>\$ 69,892</u>

- (3) Repayment of bond principal is reported as an expenditure in the governmental funds and, thus, has the effect of reducing fund balance because current financial resources have been used. For the town as a whole, however, the principal payments reduce the liabilities in the statement of net position and do not result in an expense in the statement of activities.

Principal payments made	1,046,000
Issuance of debt	(2,250,000)
Difference	<u>\$ (1,204,000)</u>

Certain accrued expenditures that do not use current financial resources are not reported in the fund financial statements. However, in the statement of activities these accrued expenses are recognized and charged to current activities.

Net (increase) decrease the OPEB liability	\$ (151,913)
Net (increase) decrease in compensated absenc	(158,883)
Net (increase) decrease in the net pension liabilit	(3,987,639)
Net increase (decrease) in the net pension asset	(544,569)
Net increase (decrease) in deferred outflows	(419,414)
Net (increase) decrease in deferred inflows	7,470,833
Change	<u>\$ 2,208,415</u>

**TOWN OF SCITUATE, RHODE ISLAND**  
**NOTES TO FINANCIAL STATEMENTS**  
**MARCH 31, 2023**

---

**NOTE 10 – NET POSITIONS/FUND BALANCES**

The Government-Wide Financial Statements utilize a net position presentation. Net position is categorized as net investment in capital assets, net of related debt; restricted; and unrestricted.

**Net Investment in Capital Assets** – This category groups all capital assets into one component of net position. Accumulated depreciation and the outstanding balances of debt that are attributable to the acquisition, construction or improvement of these assets reduce the balance in this category.

**Restricted Net Position** – This category presents external restrictions imposed by grantors or laws and regulations.

**Unrestricted Net Position** – This category represents net position of the Town, not restricted for any project or other purpose.

In the fund financial statements, governmental fund equity is classified as fund balance. Fund balance is reported in classifications that comprise a hierarchy based primarily on the extent to which the Town is bound to honor constraints on the specific purpose for which amounts in those funds can be spent.

**Nonspendable Fund Balance** – This classification includes amounts that cannot be spent because they are not in spendable form or legally or contractually required to be maintained intact. The “not in spendable form” criteria includes items that are not expected to be converted to cash (e.g., inventories and prepaid expenditures).

**Restricted Fund Balance** – This classification includes amounts that have constraints placed on the use of resources that are either externally imposed by creditors, grantors, contributors, or laws and regulations of other governments or imposed by law through constitutional provisions or enabling legislation.

**Committed Fund Balance** – This classification includes amounts that can only be used for specific purposes pursuant to constraints imposed by formal action of the Town’s highest level of decision-making authority.

**Assigned Fund Balance** – This classification includes amounts constrained by the Town’s intent to be used for specific purposes but are neither restricted nor committed.

**Unassigned Fund Balance** – This classification is the residual fund balance for the General Fund. This classification represents fund balance that has not been assigned to another fund and that has not been restricted, committed, or assigned to specific purposes within the General Fund, which is the only fund that reports positive unassigned fund balance.



**TOWN OF SCITUATE, RHODE ISLAND**  
**NOTES TO FINANCIAL STATEMENTS**  
**MARCH 31, 2023**

**NOTE 10 – NET POSITION/FUND BALANCES (Continued)**

The Town has set classification policies and procedures for the above noted level of fund balance reporting.

- a) For committed fund balances: the Financial Town Meeting is the highest level of decision-making authority by a proposed resolution adopted and approved by the voters is required to establish, modify or rescind a fund balance commitment.
- b) For assigned fund balance: The financial town meeting empowers and authorizes the Town’s Treasurer to assign amounts to a purpose and is also authorized to remove such assignment.
- c) The Town considers amounts that are committed, assigned or unassigned to have been spent when an expenditure is incurred for the purpose of which any amounts in any of the unassigned fund balance classifications could be used.
- d) The Town considers restricted amounts to have been spent when an expenditure is incurred for purposes for which both restricted and unrestricted fund balance is available and considers committed amounts to have been spent when and expenditure is incurred for purposes for which amounts in any other unrestricted fund balance could be used.

**NOTE 11 – DISAGGREGATION OF RECEIVABLE AND PAYABLE BALANCES**

**A. ACCOUNTS RECEIVABLE**

The Town disaggregates significant components of receivables in the financial statements. Receivable balances determined immaterial are included as other receivables. The Town expects to receive all receivables except CDBG loans receivable within the subsequent year.

**B. ACCOUNTS PAYABLE AND ACCRUED LIABILITIES**

The accounts payable and accrued liabilities at March 31, 2023, were as follows:

<i>Governmental Activities</i>	<u><i>Vendors</i></u>	<u><i>Salaries and Benefits</i></u>	<u><i>Other</i></u>	<u><i>Total</i></u>
General Fund	\$ 1,103,697	\$ 834,813	\$ 180,126	\$ 2,118,636
Other Governmental Funds	202,003	-	-	202,003
	<u>\$ 1,305,700</u>	<u>\$ 834,813</u>	<u>\$ 180,126</u>	<u>\$ 2,320,639</u>

**TOWN OF SCITUATE, RHODE ISLAND**  
**NOTES TO FINANCIAL STATEMENTS**  
**MARCH 31, 2023**

---

**NOTE 12 – POST-EMPLOYMENT BENEFITS**

**Plan Description**

The Town of Scituate has established an single-employer OPEB plan through an irrevocable exclusive benefit trust solely to fund retiree health care benefits. Eligible employees are town clerks, town police, and town non-contract employees. The benefit provisions and further eligibility conditions are as listed on subsequent sections to this note.

The Town of Scituate entered into a program to address its Other Post-Employment Benefit liability (OPEB). This program will be managed by the Rhode Island Interlocal Risk Management Trust, the Town’s Insurer (The Trust).

In partnership with Public Agency Retirement Services (PARS), The Trust has established a comprehensive and cost-effective Other Post-Employment Benefits (OPEB) Funding Program. Under a common administrative framework, The Trust OPEB Funding Program provides participating Members with a trusted solution to proactively address their OPEB liabilities and risks. The Town is the Trustee for all plan assets.

It is structured as a single-employer, irrevocable trust in accordance with Section 115 of the Internal Revenue Code and is compliant with federal and state laws and regulations. The Trust is not a standalone defined benefit plan with separately issued financial statements. The Town of Scituate’s plan financial summary is presented on pages 125 and 126 of this financial statement.

Participating Members gain the advantage of a low-cost fee structure, based on a percentage of assets that decreases as assets grow. And although assets are pooled for economies of scale, there is no cross sharing of earnings or liabilities. Each Member maintains their own separate accounts providing full discretion regarding contribution amounts and timing. The financial

The plan provides the following benefits based on employee group:

- *Certified Teachers:* Upon retirement, certified teachers are eligible to purchase medical and dental insurance (single or family) up to age 65 and pay 100% of the premium.
- *Non-Certified School Employees:* Upon retirement, non-certified school employees are eligible to purchase medical and dental insurance (single or family) for 18 months under COBRA. The COBRA benefits do not constitute a benefit to be included in determination of OPEB liabilities. Therefore, we note this provision exists but is not included in liabilities or cost valued in this report.
- *Police Department:* Police officers that retire after July 1, 2000, with 25 years of service are eligible for medical and dental insurance (single or family). The police officer contributes 50% of the premium towards his/her coverage. Town police officers pay 100% of their dental coverage should they elect to use that benefit.
- *DPW and Non-Union Town Employees:* DPW and non-union town employees upon retirement are eligible for individual medical insurance coverage. Retired members must contribute the following towards their premium coverage:

<u>Years of Service</u>	<u>Contribution</u>
10-15	100%
16-22	21%
23-29	10.5%
30+	0%

**TOWN OF SCITUATE, RHODE ISLAND**  
**NOTES TO FINANCIAL STATEMENTS**  
**MARCH 31, 2023**

---

**NOTE 12 – POST-EMPLOYMENT BENEFITS (continued)**

- Town employees are also eligible to contribute 100% of the remaining premium towards family coverage.

**Plan Description**

**Funding Policy**

Contribution requirements are negotiated between the Town and the respective unions or are stated in the Town Human Resource Policy Manual for non-union employees. The Town is required to contribute the cost of medical and dental benefits, less the amount of any applicable employee share of medical or dental premiums. For the year ended March 31, 2023, the plan operated on a pay as you go basis. During fiscal year 2016 the Town created a new OPEB Trust fund with the understanding that the trust fund will eventually be used to fund future benefits to be provided to plan members. For the fiscal year ended March 31, 2023, the Town contributed 0\$ to the plan. The town continues to current year plan benefits on a pay as you go basis while making contributions to the trust.

**Classes of Employees Covered**

As of March 31, 2023, membership data was as follows:

Active employees	195
Retirees	<u>27</u>
Total Plan Members	222

Actuarial valuations of an ongoing plan involve estimates of the value of reported amounts and assumptions about the probability of occurrence of events far into the future. Examples include assumptions about future employment, mortality, participation rates and the healthcare cost trend. Amounts determined regarding the funded status of the plan and the annual required contributions of the employer are subject to continual revision as actual results are compared with past expectations and new estimates are made about the future. The schedule of funding progress, presented as required supplementary information following the notes to the financial statements, presents multiyear trend information about whether the actuarial value of plan assets is increasing or decreasing over time relative to the actuarial accrued liabilities for benefits.

**Actuarial Methods and Assumptions**

Projections of benefits for financial reporting purposes are based on the substantive plan (the plan as understood by the employer and the plan members) and include the types of benefits provided at the time of each valuation and the historical pattern of sharing benefit costs between the employer and plan members to that point. The actuarial methods and assumptions used include techniques that are designed to reduce short-term volatility in actuarial accrued liabilities and the actuarial value of assets, consistent with the long-term perspective of the calculations. Below are the actuarial assumptions used to project future costs of the plan.

**TOWN OF SCITUATE, RHODE ISLAND**  
**NOTES TO FINANCIAL STATEMENTS**  
**MARCH 31, 2023**

**NOTE 12 – POST-EMPLOYMENT BENEFITS (Continued)**

**Actuarial Methods and Assumptions**

Summary of Actuarial Assumptions Used in the Valuations to determine the Net OPEB Liability at the April 1, 2022 measurement date (April 1, 2022 valuation rolled forward to March 31, 2023)	
Actuarial Cost Method	Entry Age Normal - the Individual Entry Age Actuarial Cost methodology is used.
Amortization Method	Level Percent of Payroll – Closed
Actuarial Assumptions	
Long term rate of return	7.50%
Discount rate	3.65% as of 3/31/2022; 4.20% as of 3/31/2022
Index rate	3.46% as of 3/31/2022; 4.05% as of 3/31/2023
Health Care Cost Trend Rates	Health: 6.5% per year graded down by the Getzen model to an ultimate rate of 4.14% per year.
	Dental: 4.00% per year
Inflation	2.50% annually
Participation Rate	Police & Town: 80% of eligible future retirees are assumed to participate. School: 45% of eligible future retirees are assumed to participate.
Mortality	2010 Public sector Retirement Plans Mortality table for total Teacher, total Public Safety and total General employee populations with MP-2021.

**Investments**

*Investment policy:* The Board’s policy in regard to the allocation of invested assets is established and may be amended by the Board by a majority vote of its members. It is the policy of the Board to pursue an investment strategy that reduces risk through the prudent diversification of the portfolio across a broad selection of distinct asset classes. The Board’s investment policy discourages the use of cash equivalents, except for liquidity purposes, and aims to refrain from dramatically shifting asset class allocations over short time spans. The following was the Board’s adopted asset allocation policy as of March 31, 2023:

Asset Class	March 31, 2023 Asset Allocation	Target Allocation	Long-term Expected Real Rate of Return
Equity	67.90%	69.00%	8.50%
Fixed Income	24.60%	23.00%	4.50%
Real Estate	7.50%	8.00%	7.00%
Cash and Equivalents	0.00%	0.00%	0.00%
	100.00%	100.00%	

**TOWN OF SCITUATE, RHODE ISLAND**  
**NOTES TO FINANCIAL STATEMENTS**  
**MARCH 31, 2023**

**NOTE 12 – POST-EMPLOYMENT BENEFITS (Continued)**

**Investments**

*Rate of Return:* For the year ended March 31, 2023, the annual money-weighted rate of return on investments, net of investment expense, was -7.05%. The money-weighted rate of return expresses investment performance, net of investment expense, adjusted for the changing amounts actually invested.

**Net OPEB Liability of the Town**

The components of the net OPEB liability of the Town at March 31, 2023, were as follows:

Total OPEB liability	\$ 7,031,487
Plan fiduciary net positioning	<u>(1,520,270)</u>
Town's net OPEB liability	<u>\$ 5,511,217</u>

Plan fiduciary net positioning as a percentage of the total OPEB liability	21.62%
---	--------

*Sensitivity of the net OPEB liability to changes in the discount rate:* The following presents the net OPEB liability of the Town, as well as what the Town's net OPEB liability would be if it were calculated using a discount rate that is 1 percentage point lower (3.20%) or 1 percentage point higher (5.20%) than the current discount rate:

<b>Net OPEB Liability</b>		
1.00% Decrease (3.20%)	Current Discount Rate (4.20%)	1.00% Increase (5.20%)
\$ 6,454,737	\$ 5,511,217	\$ 4,737,620

*Sensitivity of the net OPEB liability to changes in the healthcare cost trend rates:* The following presents the net OPEB liability of the Town, as well as what the Town's net OPEB liability would be if it were calculated using healthcare cost trend rates that are 1 percentage point lower (5.50% decreasing to 3.14%) or 1 percentage point higher (7.50% decreasing to 5.14%) than the current healthcare trend rates:

<b>Health Care Cost</b>		
1% Decrease (5.50% decreasing to 3.14%)	Current Trend Rate (6.50% decreasing to 4.14%)	1% Increase (7.50% decreasing to 5.14%)
\$ 3,672,699	\$ 5,511,217	\$ 7,824,799

**TOWN OF SCITUATE, RHODE ISLAND**  
**NOTES TO FINANCIAL STATEMENTS**  
**MARCH 31, 2023**

**NOTE 12 – POST-EMPLOYMENT BENEFITS (Continued)**

**Changes in Net OPEB Liability (Asset)**

	Increase (Decrease)		Net OPEB Liability (a) - (b)
	Total OPEB Liability (a)	Plan Fiduciary Net Position (b)	
<b>Balances as of April 1, 2022</b>	\$ 6,891,129	\$ 1,531,825	\$ 5,359,304
<b>Changes for the Year</b>			
Service Cost	382,152	-	382,152
Interest on the total OPEB liability	246,924	-	246,924
Difference between expected and actual experience	(103,313)	-	(103,313)
Changes in assumptions	(293,564)	-	(293,564)
Employer contributions	-	191,841	(191,841)
Employee contributions	65,000	65,000	-
Net investment income	-	(111,555)	111,555
Benefit payments, including employee refunds	(156,841)	(156,841)	-
<b>Net changes</b>	<u>140,358</u>	<u>(11,555)</u>	<u>151,913</u>
<b>Balances as of March 31, 2023</b>	<u>\$ 7,031,487</u>	<u>\$ 1,520,270</u>	<u>\$ 5,511,217</u>

**OPEB Expense and Deferred Outflows of Resources and Deferred Inflows of Resources Related to OPEB**

For the year ended March 31, 2023, the Town recognized OPEB expense of \$(59,575). On March 31, 2023, the Town reported deferred outflows of resources and deferred inflows of resources related to OPEB from the following sources:

	OPEB Liability	
	Deferred Outflows of Resources	Deferred Inflows of Resources
Differences between expected and actual experience	\$ -	\$ (2,622,487)
Changes of assumptions	1,594,770	(1,805,053)
Changes of assumptions	-	-
Net difference between projected and actual earnings	108,622	-
<b>Total</b>	<u>\$ 1,703,392</u>	<u>\$ (4,427,540)</u>

**TOWN OF SCITUATE, RHODE ISLAND**  
**NOTES TO FINANCIAL STATEMENTS**  
**MARCH 31, 2023**

**NOTE 12 – POST-EMPLOYMENT BENEFITS (Continued)**

Amounts reported as deferred outflows of resources and deferred inflows of resources related to OPEB will be recognized in pension expense as follows:

	<b>Net Deferred Inflows/Outflows of Resources</b>
Year ended March 31:	
2024	\$ (572,365)
2025	(600,980)
2026	(535,198)
2027	(540,354)
2028	(512,677)
Thereafter	37,426
Net Total	\$ (2,724,148)

**NOTE 13 – SUMMARY DISCLOSURE OF SIGNIFICANT CONTINGENCIES**

**A. LITIGATION**

During the ordinary course of its operations, the Town is a party to various other claims, legal actions and complaints. In the opinion of the Town's management and legal counsel, these matters are not anticipated to have a material financial impact on the Town.

**B. FEDERALLY ASSISTED PROGRAMS – COMPLIANCE AUDITS**

The Town participates in several federal awards programs. These programs through the year ended March 31, 2023, were audited in connection with the accompanying financial statements under the Single Audit Concept and the auditors' reports thereon are presented in the Single Audit Section of this report. The amount, if any, of expenditures that may be disallowed is not assumed to be material to the financial position of the Town.

**NOTE 14 – RISK MANAGEMENT**

The Town of Scituate is exposed to various risks of loss related to torts; theft of, damage to, and destruction of assets; errors or omissions; injuries to employees; and natural disasters. The Town and the School Department (as of July 27, 2005) participate in a non-profit, public entity risk pool (Rhode Island Interlocal Risk Management Trust, Inc.) which provides coverage for property and liability claims. Upon joining the Trust, the Town and the School Department signed a participation agreement that outlines the rights and responsibilities of the Trust, the Town, and the School Department. The agreement states that for premiums paid, the Trust will assume financial responsibility for the losses up to the maximum amount of insurance purchased, minus deductible amounts.

**TOWN OF SCITUATE, RHODE ISLAND**  
**NOTES TO FINANCIAL STATEMENTS**  
**MARCH 31, 2023**

**NOTE 14 – RISK MANAGEMENT (continued)**

The Trust provides this insurance coverage through a pooled, self- insurance mechanism which includes reinsurance purchased by the Trust to protect against large, catastrophic claims above the losses the Trust retains internally for payment from the pooled contributions of its members. Under the participation agreement, the Town and the School Department are insured for varying amounts depending on the type of coverage provided. Settled claims resulting from these risks have not exceeded Trust coverage in any of the past three fiscal years. And it is not anticipated that the risks will exceed the trust coverage in the current year. There were no reductions in the insurance coverage during the fiscal year up and through the report date.

**Self-insurance:**

Both the Town and the School Department participate in a multi-employer cost reimbursement healthcare self-insurance risk pool managed by WB Community Health (WBCH). The Town & School pay WBCH monthly premiums based upon "working rates" that are periodically adjusted to reflect changes in actual costs. Funds on deposit with WBCH are made available to pay claims, claim reserves and administrative costs. As of March 31, 2023, the reported premium deposits exceeded expenditures on deposit by \$92,559 for the Town and expenditures exceeded premium deposits by \$303,363 for the School Department. Additionally, there was a cash deposit balance of \$1,431,768 on the Town side and \$2,009,808 with the School Department.

Liabilities of the fund are reported when it is probable that a loss has occurred and the amount of the loss can be reasonably estimated. Liabilities include an amount for IBNR claims. The result of the process to estimate the claims liability is not an exact amount as it depends on many complex factors, including retroactive assessments for hospital costs and other settlements occurring after the end of the fiscal year and not determinable at the end of the fiscal year. An excess coverage insurance policy covers individual claims exceeding \$150,000.

	<u>Town</u>	<u>School</u>
	Year ended	Year ended
	March 31, 2023	March 31, 2023
Beginning cumulative surplus (deficit)	\$ 1,354,482	\$ 2,661,714
Premium deposits	980,968	2,931,926
Incurred claims (excluding IBNR)	(871,776)	(3,157,601)
Administrative fees	(31,906)	(26,231)
Surplus rembursement	<u>-</u>	<u>(400,000)</u>
Ending cash deposit balance	1,431,768	2,009,808
Estimated IBNR (three month estimate)	<u>15,273</u>	<u>(51,457)</u>
Net adjusted reserve	<u>\$ 1,447,041</u>	<u>\$ 1,958,351</u>



**TOWN OF SCITUATE, RHODE ISLAND**  
**NOTES TO FINANCIAL STATEMENTS**  
**MARCH 31, 2023**

---

**NOTE 15 – PENSION PLANS**

Substantially all full-time employees of the Town of Scituate are covered by one of four separate pension plans, each one of which are discussed below.

**A. EMPLOYEES' RETIREMENT SYSTEM OF THE STATE OF RHODE ISLAND**

**Plan description** - Certain employees of the Scituate School Department participate in a cost-sharing multiple-employer defined benefit pension plan - the Employees' Retirement System plan - administered by the Employees' Retirement System of the State of Rhode Island (System). Under a cost-sharing plan, pension obligations for employees of all employers are pooled and plan assets are available to pay the benefits of the employees of any participating employer providing pension benefits through the plan, regardless of the status of the employers' payment of its pension obligation to the plan. The plan provides retirement and disability benefits and death benefits to plan members and beneficiaries. The System issues a publicly available financial report that includes financial statements and required supplementary information for the plans. The report may be obtained at <http://www.ersri.org>.

**Benefit provisions** – The level of benefits provided to participants is established by Chapter 36-10 of the General Laws, which is subject to amendment by the General Assembly. Member benefit provisions vary based on service credits accumulated at dates specified in various amendments to the General Laws outlining minimum retirement age, benefit accrual rates and maximum benefit provisions. In general, members accumulate service credits for each year of service subject to maximum benefit accruals of 80% or 75%. For those hired after June 30, 2012, the benefit accrual rate is 1% per year with a maximum benefit accrual of 40%. Members eligible to retire at September 30, 2009 may retire with 10 years of service at age 60 or after 28 years of service at any age. The retirement eligibility age increases proportionately for other members reflecting years of service and other factors until it aligns with the Social Security Normal Retirement Age, which applies to any member with less than 5 years of service as of July 1, 2012. Members are vested after 5 years of service.

The plan provides for survivor's benefits for service-connected death and certain lump sum death benefits. Joint and survivor benefit provision options are available to members.

Cost of living adjustments are provided but are currently suspended until the collective plans administered by ERSRI reach a funded status of 80%. Until the plans reach an 80% funded status, interim cost of living adjustments are provided at four-year intervals commencing with the plan year ending June 30, 2016.

The plan also provides nonservice-connected disability benefits after five years of service and service-connected disability benefits with no minimum service requirement.

**Contributions** - The funding policy, as set forth in the General Laws, Section 16-16-22, provides for actuarially determined periodic contributions to the plan. For fiscal 2021, Scituate School Department teachers were required to contribute 3.75% of their annual covered salary, except for teachers with twenty or more years of service as of June 30, 2012, must contribute 11% of their annual covered salary. The state and the Scituate School Department are required to contribute at an actuarially determined rate, 40% of which is to be paid by the state and the remaining 60% is to be paid by Scituate School Department; the rates were 11.12% and 15.04% of annual covered payroll for the fiscal year ended June 30, 2022, for the state and Scituate School Department, respectively.

**TOWN OF SCITUATE, RHODE ISLAND**  
**NOTES TO FINANCIAL STATEMENTS**  
**MARCH 31, 2023**

---

**NOTE 15 – PENSION PLANS**

**A. EMPLOYEES' RETIREMENT SYSTEM OF THE STATE OF RHODE ISLAND**

The Scituate School Department contributed \$1,881,686, \$1,695,972 and \$1,657,187 for the fiscal years ended March 31, 2023, 2022 and 2021, respectively, equal to 100% of the required contributions for each year. The State's share of contribution for fiscal 2023 was \$1,275,067 and is reported as on-behalf payments and included in both revenue and expenditures on the financial statements.

**Pension Liabilities, Pension Expense, and Deferred Outflows of Resources and Deferred Inflows of Resources**

At March 31, 2023, the Scituate School Department reported a liability of \$16,613,270 for its proportionate share of the net pension liability that reflected a reduction for contributions made by the state. The amount recognized by the Scituate School Department as its proportionate share of the net pension liability, the related state support and the total portion of the net pension liability that was associated with Scituate School Department were as follows:

Scituate School Dept's proportionate share of the net pension liability	\$ 16,613,270
State's proportionate share of the net pension liability associated with the Scituate School Dept.	<u>12,286,680</u>
Total net pension liability	<u><u>\$ 28,899,950</u></u>

The net pension liability was measured as of June 30, 2022, the measurement date, and the total pension liability used to calculate the net pension liability was determined by an actuarial valuation as of June 30, 2021 rolled forward to June 30, 2022. The Scituate School Department's proportion of the net pension liability was based on a projection of the Scituate School Department's long-term share of contributions to the pension plan relative to the projected contributions of all participating employers and the state, actuarially determined. At June 30, 2022 the Scituate School Department proportion was 0.61514248%.

**TOWN OF SCITUATE, RHODE ISLAND**  
**NOTES TO FINANCIAL STATEMENTS**  
**MARCH 31, 2023**

---

**NOTE 15 – PENSION PLANS (continued)**

**A. EMPLOYEES' RETIREMENT SYSTEM OF THE STATE OF RHODE ISLAND**

For the year ended March 31, 2023, the Scituate School Department recognized gross pension expense of \$1,076,549 and revenue of \$498,293 for support provided by the State. At March 31, 2023 the Scituate School Department reported deferred outflows of resources and deferred inflows of resources related to pensions from the following sources:

**Deferred outflows of resources:**

Contributions made subsequent to the measurement date	\$ 1,724,550
Difference between expected and actual experience	246,061
Changes in proportion and differences between employer contributions and proportionate share of contributions	292,828
Changes in assumptions	<u>335,067</u>

**Deferred inflows of resources:**

Difference between expected and actual experience	\$ 323,128
Change of Assumptions	249,077
Net difference between projected and actual investment earnings	347,614
Changes in proportion and differences between employer contributions and proportionate share of contributions	<u>888,043</u>
<b>Total</b>	<u><u>\$ 933,906</u></u>

**TOWN OF SCITUATE, RHODE ISLAND**  
**NOTES TO FINANCIAL STATEMENTS**  
**MARCH 31, 2023**

**NOTE 15 – PENSION PLANS (continued)**

**A. EMPLOYEES' RETIREMENT SYSTEM OF THE STATE OF RHODE ISLAND**

\$1,724,550 reported as deferred outflows of resources related to pensions resulting from the Scituate School Department's contributions in fiscal 2023 subsequent to the measurement date will be recognized as a reduction of the net pension liability for the subsequent period. Other amounts reported as deferred outflows of resources and deferred inflows of resources related to pensions will be recognized in pension expense as follows:

Year ended June 30:	Net Deferred (outflows)/inflows of resources
2024	\$ (336,523)
2025	(376,547)
2026	(569,797)
2027	449,535
2028	(65,522)
thereafter	(35,052)
	\$ (933,906)

**Actuarial Assumptions** - the total pension liability was determined using the following actuarial assumptions, applied to all periods included in the measurement:

Inflation	2.5%
Salary increases	3.0% to 13.0%
Investment rate of return	7.0%

Mortality – variants of the PUB (10) Tables for Healthy and Disabled Retirees, projected with Scale Ultimate MP16.

The actuarial assumptions used in the June 30, 2021, valuation rolled forward to June 30, 2022, and the calculation of the total pension liability at June 30, 2022 were consistent with the results of an actuarial experience study performed as of June 30, 2019 for the six-year period ended June 30, 2019 as approved by the System's Board on May 22, 2020.

The long-term expected rate of return best-estimate on pension plan investments was determined by the actuary using a building-block method. The actuary started by calculating best-estimate future expected real rates of return (expected returns net of pension plan investment expense and inflation) for each major asset class, based on a collective summary of capital market expectations from 40 sources. The June 30, 2022, expected arithmetic returns over the long-term (20 years) by asset class are summarized in the following table:

**TOWN OF SCITUATE, RHODE ISLAND**  
**NOTES TO FINANCIAL STATEMENTS**  
**MARCH 31, 2023**

**NOTE 15 – PENSION PLANS (continued)**

**A. EMPLOYEES' RETIREMENT SYSTEM OF THE STATE OF RHODE ISLAND**

Asset Class	Long-Term Target Asset Allocation	Long-Term Expected Arithmetic Real Rate of Return
<b>GROWTH</b>		
<b>Global Equity</b>		
US Equity	24.30%	5.52%
International Developed Equity	11.10%	6.04%
Emerging Markets Equity	4.60%	7.83%
<b>Sub-total</b>	<b>40.00%</b>	
<b>Private Growth</b>		
Private Equity	12.50%	9.42%
Non-Core Real Estate	2.50%	4.80%
<b>Sub-total</b>	<b>15.00%</b>	
<b>INCOME</b>		
Equity Options	2.00%	5.25%
EMD (50/50 Blend)	2.00%	1.82%
Liquid Credit	3.00%	2.95%
Private Credit	3.00%	2.95%
Collateralized Loan Obligations (CLO)	2.00%	2.95%
<b>Sub-total</b>	<b>12.00%</b>	
<b>STABILITY</b>		
<b>Crisis Protection Class</b>		
Treasury Duration	5.00%	-0.44%
Systematic Trend	5.00%	3.33%
<b>Sub-total</b>	<b>10.00%</b>	
<b>Inflation Protection</b>		
Core Real Estate	4.00%	4.80%
Private Infrastructure	4.00%	5.65%
<b>Sub-total</b>	<b>8.00%</b>	
<b>Volatility Protection</b>		
IG Corp Credit	3.25%	1.18%
Securitized Credit	3.25%	1.18%
Absolute Return	6.50%	3.33%
Cash	2.00%	-0.44%
<b>Sub-total</b>	<b>15.00%</b>	
<b>Total</b>	<b>100.00%</b>	

These return assumptions are then weighted by the target asset allocation percentage, factoring in correlation effects, to develop the overall long-term expected rate of return best-estimate on an arithmetic basis.

**TOWN OF SCITUATE, RHODE ISLAND**  
**NOTES TO FINANCIAL STATEMENTS**  
**MARCH 31, 2023**

**NOTE 15 – PENSION PLANS (continued)**

**A. EMPLOYEES' RETIREMENT SYSTEM OF THE STATE OF RHODE ISLAND**

*Discount rate* - the discount rate used to measure the total pension liability was 7.0 percent. The projection of cash flows used to determine the discount rate assumed that contributions from plan members will be made at the current contribution rate and that contributions from the employers will be made at statutorily required rates, actuarially determined. Based on those assumptions, the pension plan's fiduciary net position was projected to be available to make all projected future benefit payments of current plan members. Therefore, the long-term expected rate of return on pension plan investments was applied to all periods of projected benefit payments to determine the total pension liability.

*Sensitivity of the net pension liability (asset) to changes in the discount rate* - the following presents the net pension liability (asset) calculated using the discount rate of 7.0 percent as well as what the net pension liability (asset) would be if it were calculated using a discount rate that is 1-percentage-point lower or 1-percentage-point higher than the current rate.

1.00% Decrease (6.0%)	Current Discount Rate (7.0%)	1.00% Increase (8.0%)
\$ 20,842,712	\$ 16,613,270	\$ 12,770,345

**Pension plan fiduciary net position** - detailed information about the pension plan's fiduciary net position is available in the separately issued ERSRI financial report.

**B. MUNICIPAL EMPLOYEES RETIREMENT PLAN**

**Plan Description** - The Municipal Employees' Retirement System (MERS) – an agent multiple-employer defined benefit pension plan - provides certain retirement, disability and death benefits to plan members and beneficiaries. MERS was established under Rhode Island General Law and placed under the management of the Employee's Retirement System of Rhode Island (ERSRI) Board to provide retirement allowances to employees of municipalities, housing authorities, water and sewer districts, and municipal police and fire persons that have elected to participate. Benefit provisions are subject to amendment by the General Assembly.

MERS issues a publicly available financial report that includes financial statements and required supplementary information. This report may be obtained accessing the ERSRI website at [www.ersri.org](http://www.ersri.org)

**Benefits provided** – General employees, police officers and firefighters employed by electing municipalities participate in MERS. Eligible employees become members at their date of employment. Anyone employed by a municipality at the time the municipality joins MERS may elect not to be covered. Elected officials may opt to be covered by MERS. Employees covered under another plan maintained by the municipality may not become members of MERS. Police officers and/or firefighters may be designated as such by the municipality, in which case the special contribution and benefit provisions described below will apply to them, or they may be designated as general employees with no special benefits. Members designated as police officers and/or firefighters are treated as belonging to a unit separate from the general employees, with separate contribution rates applicable.

**TOWN OF SCITUATE, RHODE ISLAND**  
**NOTES TO FINANCIAL STATEMENTS**  
**MARCH 31, 2023**

---

**NOTE 15 – PENSION PLANS (continued)**

**B. MUNICIPAL EMPLOYEES RETIREMENT PLAN**

Salary: Salary includes the member's base earnings plus any payments under a regular longevity or incentive plan. Salary excludes overtime, unused sick and vacation leave, severance pay, and other extraordinary compensation. Certain amounts that are excluded from taxable wages, such as amounts sheltered under a Section 125 plan or amounts picked up by the employer under IRC Section 414(h), are not excluded from salary.

Service: Employees receive credit for service while a member. In addition, a member may purchase credit for certain periods by making an additional contribution to purchase the additional service. Special rules and limits govern the purchase of additional service and the contribution required.

Final Compensation: Prior to July 1, 2012 and for general employee members eligible to retire as of June 30, 2012, the average was based on the member's highest three consecutive annual salaries. Effective July 1, 2012, the average was based on the member's highest five consecutive annual salaries. Once a member retires or is terminated, the applicable FAC will be the greater of the member's highest three year FAC as of July 1, 2012 or the five year FAC as of the retirement/termination date. Monthly benefits are based on one-twelfth of this amount.

***General employees***

Members with less than five years of contributory service as of June 30, 2012 and members hired on or after that date are eligible for retirement on or after their Social Security normal retirement age (SSNRA).

Members who had at least five years of contributory service as of June 30, 2012 will be eligible for retirement at an individually determined age. This age is the result of interpolating between the member's prior Retirement Date, described below, and the retirement age applicable to members hired after June 30, 2012 in (a) above. The interpolation is based on service as of June 30, 2012 divided by projected service at the member's prior Retirement Date. The minimum retirement age is 59.

Members with 10 or more years of contributory service on June 30, 2012 may choose to retire at their prior Retirement Date if they continue to work and contribute until that date. If this option is elected, the retirement benefit will be calculated using the benefits accrued as of June 30, 2012, i.e., the member will accumulate no additional defined benefits after this date, but the benefit will be paid without any actuarial reduction.

Effective July 1, 2015, members will be eligible to retire with full benefits at the earlier of their current Rhode Island Retirement Security Act (RIRSA) date described above or upon the attainment of age 65 with 30 years of service, age 64 with 31 years of service, age 63 with 32 years of service, or age 62 with 33 years of service.

A member who is within five years of reaching their retirement eligibility date and has 20 or more years of service, may elect to retire at any time with an actuarially reduced benefit.

**TOWN OF SCITUATE, RHODE ISLAND**  
**NOTES TO FINANCIAL STATEMENTS**  
**MARCH 31, 2023**

---

**NOTE 15 – PENSION PLANS (continued)**

**B. MUNICIPAL EMPLOYEES RETIREMENT PLAN**

Prior to July 1, 2012, members were eligible for retirement on or after age 58 if they had credit for 10 or more years of service, or at any age if they had credit for at least 30 years of service. Members eligible to retire before July 1, 2012 were not impacted by the changes to retirement eligibility above.

The annual benefit is equal to 2.00% of the member's monthly FAC for each year of service prior to July 1, 2012 and 1.00% of the member's monthly FAC for each year of service from July 1, 2012 through June 30, 2015. For all service after June 30, 2015, the annual benefit is equal to 1.0% per year unless the member had 20 or more years of service as of June 30, 2012 in which case the benefit accrual is 2.0% per year for service after June 30, 2015. The benefit cannot exceed 75% of the member's FAC. Benefits are paid monthly.

***Police and Fire employees***

Members are eligible to retire when they are at least 50 years old and have a minimum of 25 years of contributing service or if they have 27 years of contributing service at any age. Members with less than 25 years of contributing service are eligible for retirement on or after their Social Security normal retirement age.

Members who, as of June 30, 2012, had at least 10 years of contributing service, had attained age 45, and had a prior Retirement Date before age 52 may retire at age 52.

Active members on June 30, 2012 may choose to retire at their prior Retirement Date if they continue to work and contribute until that date. If option is elected, the retirement benefit will be calculated using the benefits accrued as of June 30, 2012, i.e., the member will accumulate no additional defined benefits after this date, but the benefit will be paid without any actuarial reduction.

A member who is within five years of reaching their retirement eligibility date, as described in this section, and has 20 or more years of service, may elect to retire at any time with an actuarially reduced benefit.

Prior to July 1, 2012, members designated as police officers or firefighters were eligible for retirement at or after age 55 with credit for at least 10 years of service or at any age with credit for 25 or more years of service. Members were also eligible to retire and receive a reduced benefit if they are at least age 50 and have at least 20 years of service. If the municipality elected to adopt the 20-year retirement provisions for police officers and/or firefighters, then such a member was eligible to retire at any age with 20 or more years of service. Members eligible to retire before July 1, 2012 were not impacted by the changes to retirement eligibility above.

A monthly benefit is paid equal to 2.00% of the member's monthly FAC for each year of service, up to 37.5 years (75% of FAC maximum).

If the optional 20-year retirement provisions were adopted by the municipality prior to July 1, 2012: benefits are based on 2.50% of the member's FAC for each year of service prior to July 1, 2012 and 2.00% of the member's FAC for each year of service after July 1, 2012. The benefit cannot exceed 75% of the member's FAC.



**TOWN OF SCITUATE, RHODE ISLAND**  
**NOTES TO FINANCIAL STATEMENTS**  
**MARCH 31, 2023**

---

**NOTE 15 – PENSION PLANS (continued)**

**B. MUNICIPAL EMPLOYEES RETIREMENT PLAN**

Active members (including future hires), members who retire after July 1, 2015 and after attaining age 57 with 30 years of service will have a benefit equal to the greater of their current benefit described in (a) and (b) above and one calculated based on a 2.25% multiplier for all years of service.

***Other benefit provisions***

Death and disability benefits are also provided to members. A member is eligible for a disability retirement provided he/she has credit for at least five years of service or if the disability is work-related. Members are not eligible for an ordinary disability benefit if they are eligible for unreduced retirement.

Joint and survivor benefit options are available to retirees. For some employees, a Social Security Option is also available where an annuity is paid at one amount prior to age 62, and at a reduced amount after age 62, designed to provide a level total income when combined with the member's age 62 Social Security benefit. Benefits cease upon the member's death.

Post-retirement benefit increases are paid to members who retire after June 30, 2012. Members will be eligible to receive cost of living increases at the later of the member's third anniversary of retirement and the month following their SSNRA (age 55 for members designated as police officers and/or firefighters). When a municipality elects coverage, it may elect either COLA C (covering only current and future active members and excluding members already retired) or COLA B (covering current retired members as well as current and future active members).

a. The COLA will be suspended for any unit whose funding level is less than 80%; however, an interim COLA may be granted in four-year intervals while the COLA is suspended.

b. Effective July 1, 2015, the COLA is determined based on 50% of the plan's five-year average investment rate of return less 5.5% limited to a range of 0.0% to 4.0%, plus 50% of the lesser of 3.0% or last year's CPI-U increase for a total maximum increase of 3.50%. Previously, it was the plan's five-year average investment rate of return less 5.5% limited to a range of 0.0% to 4.0%

c. The COLA will be limited to the first \$25,000 of the member's annual pension benefit. For retirees and beneficiaries who retired on or before July 1, 2015, years in which a COLA is payable based on every fourth year provision described in (a) above will be limited to the first \$30,000. These limits will be indexed annually to increase in the same manner as COLAs, with the known values of \$27,184 for 2020, \$27,608 for 2021, and \$27,901 for 2022.

**TOWN OF SCITUATE, RHODE ISLAND**  
**NOTES TO FINANCIAL STATEMENTS**  
**MARCH 31, 2023**

---

**NOTE 15 – PENSION PLANS (continued)**

**B. MUNICIPAL EMPLOYEES RETIREMENT PLAN**

**Employees covered by benefit terms**

The Town of Scituate has three separate reporting units within the MERS plan. The units are for Town General Employees, Police Employees and for Police Employees with COLA.

At the June 30, 2022, valuation date, the following employees were covered by the benefit terms:

	Town General Employees	Police Employees	Police COLA
Retirees and Beneficiaries	59	1	0
Inactive, Nonretired Members	124	0	1
Active Members	85	0	9
<b>Total</b>	268	1	10

**Contributions** - The amount of employee and employer contributions have been established under Rhode Island General Law Chapter 45-21. General employees with less than 20 years of service as of June 30, 2012 are required to contribute 1% (2% if the employer opted to provide a COLA) of their salaries. General employees with more than 20 years of service as of June 30, 2012, are required to contribute 8.25%. Public safety employees are required to contribute 9% (10% if employer opted to provide a COLA) of their salaries. The Town of Scituate contributes at a rate of covered employee payroll as determined by an independent actuary on an annual basis. The General Assembly can amend the amount of these contribution requirements. The Town of Scituate contributed \$598,239 in the year ended March 31, 2022, which averaged out to 15.01% of the annual payroll for the MERS Town employees plan and \$59,233 for the MERS Police COLA Plan which was 8.87% of its annual payroll. No contributions were required for the Police Plan.

**Net Pension Liability (Asset)** - The total pension liability was determined by actuarial valuations performed as of June 30, 2020, and rolled forward to June 30, 2021, using the following actuarial assumptions, applied to all periods included in the measurement.

**TOWN OF SCITUATE, RHODE ISLAND**  
**NOTES TO FINANCIAL STATEMENTS**  
**MARCH 31, 2023**

**NOTE 15 – PENSION PLANS (continued)**

**B. MUNICIPAL EMPLOYEES RETIREMENT PLAN**

<b>Summary of Actuarial Assumptions Used in the Valuations to determine the Net Pension Liability at the June 30, 2022 measurement date (June 30, 2021 valuation rolled forward to June 30, 2022)</b>	
Actuarial Cost Method	Entry Age Normal - the Individual Entry Age Actuarial Cost methodology is used.
Amortization Method	Level Percent of Payroll – Closed
Actuarial Assumptions	
Investment Rate of Return	7.00%
Projected Salary Increases	General Employees - 3.25% to 7.25% ; Police & Fire Employees - 4.00% to 14.00%
Inflation	2.50%
Mortality	Mortality - Variantes of the PUB (10) Tables for Healthy and Disabled Retirees, projected with Scale Ultimate MP16.
Cost of Living Adjustments	All future COLAs were assumed to be 2.1% per annum for all MERS units with the COLA provision.

The actuarial assumptions used in the June 30, 2021, valuation rolled forward to June 30, 2022, and the calculation of the total pension liability at June 30, 2022 were consistent with the results of an actuarial experience study performed as of June 30, 2019 for the six-year period ended June 30, 2019 as approved by the System’s Board on May 22, 2020.

The long-term expected rate of return best-estimate on pension plan investments was determined by the actuary using a building-block method. The actuary started by calculating best-estimate future expected real rates of return (expected returns net of pension plan investment expense and inflation) for each major asset class, based on a collective summary of capital market expectations from 40 sources. The June 30, 2022, expected arithmetic returns over the long-term (20 years) by asset class are summarized in the following table:

**TOWN OF SCITUATE, RHODE ISLAND**  
**NOTES TO FINANCIAL STATEMENTS**  
**MARCH 31, 2023**

**NOTE 15 – PENSION PLANS (continued)**

**B. MUNICIPAL EMPLOYEES RETIREMENT PLAN**

Asset Class	Long-Term Target Asset Allocation	Long-Term Expected Arithmetic Real Rate of Return
<b>GROWTH</b>		
<b>Global Equity</b>		
US Equity	24.30%	5.52%
International Developed Equity	11.10%	6.04%
Emerging Markets Equity	4.60%	7.83%
<i>Sub-total</i>	<u>40.00%</u>	
<b>Private Growth</b>		
Private Equity	12.50%	9.42%
Non-Core Real Estate	2.50%	4.80%
<i>Sub-total</i>	<u>15.00%</u>	
<b>INCOME</b>		
Equity Options	2.00%	5.25%
EMD (50/50 Blend)	2.00%	1.82%
Liquid Credit	3.00%	2.95%
Private Credit	3.00%	2.95%
Collateralized Loan Obligations (CLO)	2.00%	2.95%
<i>Sub-total</i>	<u>12.00%</u>	
<b>STABILITY</b>		
<b>Crisis Protection Class</b>		
Treasury Duration	5.00%	-0.44%
Systematic Trend	5.00%	3.33%
<i>Sub-total</i>	<u>10.00%</u>	
<b>Inflation Protection</b>		
Core Real Estate	4.00%	4.80%
Private Infrastructure	4.00%	5.65%
<i>Sub-total</i>	<u>8.00%</u>	
<b>Volatility Protection</b>		
IG Corp Credit	3.25%	1.18%
Securitized Credit	3.25%	1.18%
Absolute Return	6.50%	3.33%
Cash	2.00%	-0.44%
<i>Sub-total</i>	<u>15.00%</u>	
<b>Total</b>	<u>100.00%</u>	

These return assumptions are then weighted by the target asset allocation percentage, factoring in correlation effects, to develop the overall long-term expected rate of return best-estimate on an arithmetic basis.

**TOWN OF SCITUATE, RHODE ISLAND**  
**NOTES TO FINANCIAL STATEMENTS**  
**MARCH 31, 2023**

**NOTE 15 – PENSION PLANS (continued)**

**B. MUNICIPAL EMPLOYEES RETIREMENT PLAN**

**Discount rate** - The discount rate used to measure the total pension liability of the plans was 7.0 percent. The projection of cash flows used to determine the discount rate assumed that contributions from plan members will be made at the current contribution rate and that contributions from the employers will be made at statutorily required rates, actuarially determined. Based on those assumptions, the pension plan’s fiduciary net position was projected to be available to make all projected future benefit payments of current plan members. Therefore, the long-term expected rate of return on pension plan investments was applied to all periods of projected benefit payments to determine the total pension liability.

The Town of Scituate has three separate reporting units within its MERS plan. The units are for Town Employees, Police Employees and Police Employees COLA. The following schedules present the changes in the Net Pension Liability (Asset) for the year.

**Changes in Net Pension Liability - Town Employees**

	Increase (Decrease)		
	Total Pension Liability (a)	Plan Fiduciary Net Position (b)	Net Pension Liability (a) - (b)
<b>Balances as of June 30, 2021</b>	\$ 15,401,405	\$ 13,897,685	\$ 1,503,720
<b>Changes for the year:</b>			
Service cost	339,573	-	339,573
Interest on total pension liability	1,058,687	-	1,058,687
Difference between expected and actual experience	171,758	-	171,758
Employer contributions	-	598,239	(598,239)
Employee contributions	-	105,813	(105,813)
Net investment income	-	(372,774)	372,774
Benefit payments	(894,196)	(894,196)	-
Administrative expenses	-	(12,708)	12,708
Other charges	-	(9,210)	9,210
<b>Net changes</b>	675,822	(584,836)	1,260,658
<b>Balances as of June 30, 2022</b>	\$ 16,077,227	\$ 13,312,849	\$ 2,764,378

**TOWN OF SCITUATE, RHODE ISLAND**  
**NOTES TO FINANCIAL STATEMENTS**  
**MARCH 31, 2023**

**NOTE 15 – PENSION PLANS (continued)**

**B. MUNICIPAL EMPLOYEES RETIREMENT PLAN**

**Changes in Net Pension Liability (Asset) - Police Employees**

	Increase (Decrease)		
	Total Pension Liability (a)	Plan Fiduciary Net Position (b)	Net Pension Liability (a) - (b)
<b>Balances as of June 30, 2021</b>	\$ 12,729	\$ 312,395	\$ (299,666)
<b>Changes for the year:</b>			
Interest on total pension liability	765	-	765
Difference between expected and actual experience	1,943	-	1,943
Benefit payments	(3,609)	(3,609)	-
Net investment income	-	(8,404)	8,404
Administrative expenses	-	(286)	286
<b>Net changes</b>	(901)	(12,299)	11,398
<b>Balance as of June 30, 2022</b>	\$ 11,828	\$ 300,096	\$ (288,268)

**TOWN OF SCITUATE, RHODE ISLAND**  
**NOTES TO FINANCIAL STATEMENTS**  
**MARCH 31, 2023**

**NOTE 15 – PENSION PLANS (continued)**

**B. MUNICIPAL EMPLOYEES RETIREMENT PLAN**

**Changes in Net Pension Liability (Asset) - Police COLA Employees**

	Increase (Decrease)		
	Total Pension Liability (a)	Plan Fiduciary Net Position (b)	Net Pension Liability (a) - (b)
<b>Balances as of June 30, 2021</b>	\$ 351,802	\$ 459,492	\$ (107,690)
<b>Changes for the year:</b>			
Service cost	127,862	-	127,862
Interest on total pension liability	29,101	-	29,101
Difference between expected and actual experience	12,835	-	12,835
Employer contributions	-	59,233	(59,233)
Employee contributions	-	68,085	(68,085)
Net investment income	-	(16,751)	16,751
Administrative expenses	-	(571)	571
Other	-	28,732	(28,732)
<b>Net changes</b>	<u>169,798</u>	<u>138,728</u>	<u>31,070</u>
<b>Balance as of June 30, 2022</b>	<u>\$ 521,600</u>	<u>\$ 598,220</u>	<u>\$ (76,620)</u>

**Sensitivity of the Net Pension Liability to changes in the discount rate.** The following presents the net pension liability (asset) of the employers calculated using the discount rate of 7.0 percent, as well as what the employers' net pension liability (asset) would be if it were calculated using a discount rate that is 1-percentage-point lower or 1-percentage-point higher than the current rate.

<b>Sensitivity Summary for Net Pension Liability/(Asset)</b>			
	1.00% Decrease (6.0%)	Current Discount (7.0%)	1.00% Increase (8.0%)
<b>Plan:</b>			
Town Employees	4,296,072	2,764,378	1,372,821
Police Employees	(286,853)	(288,268)	(289,554)
Police COLA	(29,165)	(76,620)	(119,671)

**TOWN OF SCITUATE, RHODE ISLAND**  
**NOTES TO FINANCIAL STATEMENTS**  
**MARCH 31, 2023**

**NOTE 15 – PENSION PLANS (continued)**

**B. MUNICIPAL EMPLOYEES RETIREMENT PLAN**

**Pension plan fiduciary net position** - detailed information about the pension plan’s fiduciary net position is available in the separately issued ERSRI financial report.

**Pension Expense and Deferred Outflows of Resources and Deferred Inflows of Resources Related to Pensions**

For the year ended March 31, 2023 the employer recognized pension expense of \$109,641 for Town Employees, a credit of \$21,433 for Police Employees and expense of \$19,039 for Police COLA employees. The employer reported deferred outflows and inflows of resources related to pensions from the following sources:

	General Town Employees MERS Plan	Police Employees MERS Plan	Police COLA Employees MERS Plan
<b>Deferred Outflows of Resources:</b>			
Contributions subsequent to measurement date	\$ 582,287	\$ -	\$ 65,792
Changes in assumptions	-	-	-
Difference between expected and actual experience	121,744	-	35,786
<b>Total Deferred Outflows of Resources:</b>	<b>\$ 704,031</b>	<b>\$ -</b>	<b>\$ 101,578</b>
<b>Deferred Inflows of Resources:</b>			
Difference between actual and expected experience	111,346	-	21,961
Net difference between projected and actual earnings	121,171	2,726	1,271
Changes in assumptions	23,353	-	5,278
<b>Total Deferred Inflows of Resources:</b>	<b>\$ 255,870</b>	<b>\$ 2,726</b>	<b>\$ 28,510</b>



**TOWN OF SCITUATE, RHODE ISLAND**  
**NOTES TO FINANCIAL STATEMENTS**  
**MARCH 31, 2023**

**NOTE 15 – PENSION PLANS (continued)**

**B. MUNICIPAL EMPLOYEES RETIREMENT PLAN**

\$648,079 reported as deferred outflows of resources related to pensions resulting from the Town of Scituate’s contributions subsequent to the measurement date will be recognized as a reduction of the net pension liability in the subsequent period.

Other amounts reported as deferred outflows and inflows of resources related to pensions will be recognized over time in pension expense as follows:

Year Ending June 30	Net Deferred (outflows)/inflows of resources	Year Ending June 30	Net Deferred (outflows)/inflows of resources	Year Ending June 30	Net Deferred (outflows)/inflows of resources
2024	\$ (146,261)	2024	\$ (2,256)	2024	\$ (3,526)
2025	(97,580)	2025	(2,467)	2025	(3,118)
2026	(157,923)	2026	(4,030)	2026	(4,240)
2027	267,638	2027	6,027	2027	11,293
2028	-	2028	-	2028	420
Thereafter	-	Thereafter	-	Thereafter	6,447
Total	<u>\$ (134,126)</u>	Total	<u>\$ (2,726)</u>	Total	<u>\$ 7,276</u>

**C. POLICE PENSION PLAN**

***Plan Description***

The Town of Scituate participates in a single employer defined benefit pension plan established by the Town to provide pension benefits for its police officers as of October 1, 1981. The Pension Plan is being administered by Wilmington Trust Company. For financial reporting purposes, the plan is included as a pension trust fund in the Town’s financial statements. A separate, audited pension plan report is not available for the Police Pension Plan. The Town's payroll for employees covered by the Plan for the year ended March 31, 2023, was \$650,723.

At March 31, 2023, employee membership related to the plan was as follows:

Retired	7
Terminated Vested	1
Vested Disabled	4
Active	<u>22</u>
Total	<u>34</u>

**TOWN OF SCITUATE, RHODE ISLAND**  
**NOTES TO FINANCIAL STATEMENTS**  
**MARCH 31, 2023**

---

**NOTE 15 – PENSION PLANS (continued)**

**C. POLICE PENSION PLAN**

Benefits and contributions are established by contract and may be amended by union negotiation. The Police Pension Plan provides retirement, death, and disability benefits. Under the plan, all regular or permanent police hired by the Town of Scituate before July 1, 2014, are eligible to participate in the plan, following the completion of a six-month waiting period. A participant hired on or prior to June 30, 2000 is eligible for normal retirement after completion of 20 years of service. A participant hired on or after July 1, 2000 is eligible for normal retirement after completion of 25 years of service. If a member leaves covered employment or dies prior to 10 years of service, accumulated member contributions are refunded. A member who terminates after ten years of service will be eligible to receive a pension commencing at age 56 equal to his or her accrued benefit. For participants hired on or prior to June 30, 2000, the normal retirement benefit is equal to 2.5% of the base annual pay times years of service up to 20 years, plus 2% of base annual pay times years of service in excess of 20 years. The maximum benefit is 60% of base annual pay. For participants hired on or after July 1, 2000, the normal retirement benefit is equal to 60% of the base annual pay. All police employees hired after July 1, 2014, will be part of the State of Rhode Island Municipal Employees Retirement System and not in the single-employer defined benefit Police plan.

***Funding Policy***

Effective July 1, 2015, the members of the plan shall each contribute 12% of Compensation and the Town of Scituate shall contribute 10% of Compensation earned by each member. The Town has an actuarial calculation to determine the actuarially required contribution but does not fund the plan based on the calculation. The Town contribution for the year ended March 31, 2022, was \$1,216,406.

**Summary of Significant Accounting Policies**

***Basis of Accounting***

The financial statements of the Plan are prepared using the accrual basis of accounting. Plan member contributions are recognized in the accounting period in which they are due. Contributions from the Town are recognized when due and when the Town has made a formal commitment to provide the contributions. Expenses are recognized in the period in which they are incurred. Benefit payments to participants are recorded upon distribution.

***Method Used to Value Investments***

Investments are recorded at fair value. Cash and cash equivalents having a maturity of three months or less when purchased are reported at cost. Fair market is determined using quoted market prices, when available, independent third party appraisals, and independent brokers and industry experts. Given the inherent nature of investments it is reasonably possible that changes in the value of those investments will occur in the near term and that such changes could materially affect the amounts reported in the Statement of Fiduciary Net Position.

**TOWN OF SCITUATE, RHODE ISLAND**  
**NOTES TO FINANCIAL STATEMENTS**  
**MARCH 31, 2023**

**NOTE 15 – PENSION PLANS (continued)**

**C. POLICE PENSION PLAN**

***Investments***

The pension plan’s policy in regard to the allocation of invested assets is established and may be amended by the Police Pension Board by a majority vote of its members. It is the policy of the Police Pension Board to pursue an investment strategy that emphasizes long-term appreciation as a primary source of return with current income as a secondary objective. The plan implies a willingness to risk significant principal loss so long as the Portfolio is positioned to earn a significantly greater rate of return than the market over the long-term. The following was the Board’s adopted asset allocation policy as of March 31, 2023:

<u>Asset Class</u>	<u>March 31, 2023 Asset Allocation</u>	<u>Target Asset Allocation</u>	<u>Long-Term Expeted Real Rate of Return</u>
Domestic Small Cap Equity	4.80%	5.00%	7.60%
Domestic Large Cap Equity	29.50%	29.00%	8.50%
Domestic Mid Cap Value Equity	4.80%	5.00%	8.50%
International Equity	21.10%	21.00%	7.60%
Investment Grade Bonds	24.00%	24.00%	4.40%
Short Duration Bonds	8.00%	8.00%	3.00%
Real Estate	4.90%	5.00%	6.90%
Cash & Equivalents	2.90%	3.00%	2.50%
Total allocation	<u>100.00%</u>	<u>100.00%</u>	

Projected Rate of Return 6.58%

*Rate of return:* For the year ended March 31, 2023, the annual money-weighted rate of return on pension plan investments, net of pension plan investment expense, was -5.24%. The money-weighted rate of return expresses investment performance, net of investment expense, adjusted for the changing amounts actually invested.

**TOWN OF SCITUATE, RHODE ISLAND**  
**NOTES TO FINANCIAL STATEMENTS**  
**MARCH 31, 2023**

**NOTE 15 – PENSION PLANS (continued)**

**C. POLICE PENSION PLAN**

The components of the net position liability of the Police Pension Plan at March 31, 2023 were as follows:

**Net Pension Liability of the Police Pension Plan**

	<u>March 31, 2023</u>
Total pension liability	\$ 20,341,344
Plan fiduciary net position	<u>(7,745,488)</u>
Town's net pension liability	<u>\$ 12,595,856</u>
Plan fiduciary net position as a percentage of the total pension liability	38.08%

*Sensitivity of the net pension liability to changes in the discount rate:* The following presents the net pension liability of the Town, calculated using the discount rate of 6.00%, as well as what the Town's net pension liability would be if it were calculated using a discount rate that is 1-percentage-point lower (5.00%) or 1-percentage-point higher (7.00%) than the current 6.00%.

	1% Decrease 5.00%	Current Discount Rate 6.00%	1% Increase 7.00%
Plan's Net Pension Liability as of March 31, 2023	<u>\$ 14,872,870</u>	<u>\$ 12,595,856</u>	<u>\$ 9,768,596</u>

Discount rate: The discount rate used to measure the total pension liability was 7.00 percent. The projection of cash flows used to determine the discount rate assumed that plan member contributions will be made at the current contribution rate and that Town contributions will be made at rates equal to the difference between actuarially determined contribution rates and the member rate. Based on those assumptions, the pension plan's fiduciary net position was projected to be available to make all projected future benefit payments of current plan members. Therefore, the long-term expected rate of return on pension plan investments was applied to all periods of projected benefit payments to determine the total pension liability.

**TOWN OF SCITUATE, RHODE ISLAND**  
**NOTES TO FINANCIAL STATEMENTS**  
**MARCH 31, 2023**

**NOTE 15 – PENSION PLANS (continued)**

**C. POLICE PENSION PLAN**

***Actuarial Assumptions***

The information presented was determined as part of the actuarial valuation. Additional information as of the last actuarial valuation follows:

<b>Summary of Actuarial Assumptions Used in the Valuations to determine the Net Pension Liability at the March 31, 2023 measurement date (April 1, 2022 valuation date)</b>	
Actuarial Cost Method	Entry Age Normal - the Individual Entry Age Actuarial Cost methodology is used.
Amortization Method	Level Percent of Payroll – Closed
Equivalent Single Remaining Amortization Period	15 years at April 1, 2022
Actuarial Assumptions	
Amortized Growth Rate	3.00%
Investment Rate of Return	6.00%
Projected Salary Increases	Based on service with an ultimate rate of 3.00%
Inflation	3.00%
Mortality	PubS-2010 Employee/Healthy Retiree/Disabled Retiree with Scale MP-2021 Generational Improvements (Male/Female)
Cost of Living Adjustments	A 3% non-compounded COLA for active members who retire on or after July 1, 2003. For members who retired before July 1, 2003, 30% of the negotiated salary increase, compounded annually. For retirees on or after July 1, 2003, who were hired on or before July 1, 2012, the COLA is equal to 3% of the initial retirement benefit (non-compounded). This COLA is deferred for 3 years for any member who retires after June 30, 2015.

**TOWN OF SCITUATE, RHODE ISLAND**  
**NOTES TO FINANCIAL STATEMENTS**  
**MARCH 31, 2023**

**NOTE 15 – PENSION PLANS (continued)**

**C. POLICE PENSION PLAN**

**Summary of Significant Accounting Policies**

*Discount rate:* The discount rate used to measure the total pension liability was 6.00%.

	Increase (Decrease)		
	Total Pension Liability (a)	Plan Fiduciary Net Position (b)	Net Pension Liability (a) - (b)
<b>Balances as of April 1, 2022</b>	\$ 19,570,585	\$ 7,862,175	\$ 11,708,410
<b>Changes for the year:</b>			
Service cost	229,107	-	229,107
Interest on total pension liability	1,150,774	-	1,150,774
Difference between expected & actual experience	441,601	-	441,601
Benefit payments	(1,050,723)	(1,050,723)	-
Employer contributions	-	1,309,807	(1,309,807)
Member contributions	-	94,075	(94,075)
Net investment income	-	(426,863)	426,863
Administrative expenses	-	(42,983)	42,983
<b>Net changes</b>	<b>770,759</b>	<b>(116,687)</b>	<b>887,446</b>
<b>Balance as of March 31, 2023</b>	<b>\$ 20,341,344</b>	<b>\$ 7,745,488</b>	<b>\$ 12,595,856</b>

**TOWN OF SCITUATE, RHODE ISLAND**  
**NOTES TO FINANCIAL STATEMENTS**  
**MARCH 31, 2023**

**NOTE 15 – PENSION PLANS (continued)**

**C. POLICE PENSION PLAN**

**Pension Expense and Deferred Outflow of Resources and Deferred Inflow of Resources Related to the Scituate Police Employees Retirement Plan**

For the year ended March 31, 2023, the Town recognized pension expense of \$1,425,582. At March 31, 2023, the Town reported deferred outflows of resources and deferred inflows of resources related to pensions from the following sources:

	<b>Police Pension Plan</b>	
	Deferred Outflows of Resources	Deferred Inflows of Resources
Deferred Inflows/Outflows		
Differences between expected and actual experience	\$ 281,877	\$ (699,634)
Changes of assumptions	79,430	(605)
Net difference between projected and actual earnings	550,822	-
Total	\$ 912,129	\$ (700,239)

Amounts reported as deferred outflows and inflows of resources related to the plan will be recognized in pension expense as follows:

	<b>Net Deferred Inflows/Outflows of Resources</b>
Year ended March 31:	
2024	\$ (295,351)
2025	78,710
2026	246,455
2027	182,076
2028	-
Net Total	\$ 211,890

**TOWN OF SCITUATE, RHODE ISLAND**  
**NOTES TO FINANCIAL STATEMENTS**  
**MARCH 31, 2023**

**NOTE 15 – PENSION PLANS (continued)**

**D. DEFINED BENEFIT PENSION PLAN (SURVIVOR’S BENEFIT)**

**Plan description** - Certain employees of the Scituate School Department participate in a cost-sharing multiple-employer defined benefit pension plan - the Teachers’ Survivors Benefit plan - administered by the Employees’ Retirement System of the State of Rhode Island (System). Under a cost-sharing plan, pension obligations for employees of all employers are pooled and plan assets are available to pay the benefits of the employees of any participating employer providing pension benefits through the plan, regardless of the status of the employers’ payment of its pension obligation to the plan. The plan provides a survivor benefit to public school teachers in lieu of Social Security since not all school districts participate in Social Security. The System issues a publicly available financial report that includes financial statements and required supplementary information for the plans. The report may be obtained at <http://www.ersri.org>.

**Eligibility and plan benefits** - the plan provides a survivor benefit to public school teachers in lieu of Social Security since not all school districts participate in the plan. Specific eligibility criteria and the amount of the benefit is subject to the provisions of Chapter 16-16 of the Rhode Island General Laws which are subject to amendment by the General Assembly. Spouse, parents, family and children’s benefits are payable following the death of a member. A spouse shall be entitled to benefits upon attaining the age of sixty (60) years. Children’s benefits are payable to the child, including a stepchild or adopted child of a deceased member if the child is unmarried and under the age of eighteen (18) years or twenty-three (23) years and a full time student, and was dependent upon the member at the time of the member’s death. Family benefits are provided if at the time of the member’s death the surviving spouse has in his or her care a child of the deceased member entitled to child benefits. Parents benefits are payable to the parent or parents of a deceased member if the member did not leave a widow, widower, or child who could ever qualify for monthly benefits on the member’s wages and the parent has reached the age of 60 years, has not remarried, and received support from the member.

In January, a yearly cost-of-living adjustment for spouse’s benefits is paid and based on the annual social security adjustment.

Survivors are eligible for benefits if the member has made contributions for at least six months prior to death or retirement.

The TSB plan provides benefits based on the highest salary at the time of retirement of the teacher. Benefits are payable in accordance with the following table:

<u>Highest Annual Salary</u>	<u>Basic Monthly Spouses' Benefit</u>
\$17,000 or less	\$ 825.00
\$17,001 to \$25,000	\$ 962.50
\$25,000 to \$33,000	\$ 1,100.00
\$33,001 to \$40,000	\$ 1,237.50
\$40,001 and over	\$ 1,375.00



**TOWN OF SCITUATE, RHODE ISLAND**  
**NOTES TO FINANCIAL STATEMENTS**  
**MARCH 31, 2023**

**NOTE 15 – PENSION PLANS (continued)**

**D. DEFINED BENEFIT PENSION PLAN (SURVIVOR’S BENEFIT)**

Benefits payable to children and families are equal to the spousal benefit multiplied by the percentage below:

Parent and 1 child	Parent and 2 or more children	One child alone	Two children alone	Three or more children alone	Dependent parent
150%	175%	75%	150%	175%	100%

**Contributions** - The contribution requirements of active employees and the participating school districts were established under Chapter 16-16 of the Rhode Island General Laws, which may be amended by the General Assembly. The cost of the benefits provided by the plan are two percent (2%) of the member’s annual salary up to but not exceeding an annual salary of \$11,500; one-half (1/2) of the cost is contributed by the member by deductions from his or her salary, and the other half (1/2) is contributed and paid by the respective school district by which the member is employed. These contributions are in addition to the contributions required for regular pension benefits.

The Scituate School Department contributed \$16,392, \$16,647, and \$16,647 for the fiscal years ended March 31, 2023, 2022 and 2021 respectively, equal to 100% of the required contributions for each year. 1

**Pension Liabilities, Pension Expense, and Deferred Outflows of Resources and Deferred Inflows of Resources**

At June 30, 2023 the Scituate School Department reported an asset of \$3,872,081 for its proportionate share of the net pension asset related to its participation in TSB. The net pension asset was measured as of June 30, 2022, the measurement date, and the total pension liability used to calculate the net pension asset was determined by an actuarial valuation as of June 30, 2021 rolled forward to June 30, 2022. The Scituate School Department’s proportion of the net pension asset was based on its share of contributions to the TSB for fiscal year 2022 relative to the total contributions of all participating employers for that fiscal year. At June 30, 2022 the Scituate School Department’s proportion was 2.20343778%.

For the year ended June 30, 2023, the Scituate School Department recognized a pension credit of \$397,267 – a decrease in the net pension asset. At June 30, 2023 the Scituate School Department reported deferred outflows of resources and deferred inflows of resources related to pensions from the following sources:

**TOWN OF SCITUATE, RHODE ISLAND**  
**NOTES TO FINANCIAL STATEMENTS**  
**MARCH 31, 2023**

**NOTE 15 – PENSION PLANS (continued)**

**D. DEFINED BENEFIT PENSION PLAN (SURVIVOR’S BENEFIT)**

<b>Deferred Outflows of resources</b>	
Contributions subsequent to the measurement date	\$ 16,392
Difference between expected and actual experience	95,154
Changes in assumptions	94,088
Changes in Proportion and differences between employer contributions and proportionate share of contributions	85,529
<b>Total deferred outflows</b>	<u><u>\$ 291,163</u></u>
<b>Deferred inflows of resources</b>	
Difference between expected and actual experience	\$ 498,662
Difference between projected and actual earnings on pension plan investments	89,555
Changes in assumptions	129,693
Changes in proportion and differences between employer contributions and proportionate share of contributions	59,807
<b>Total deferred inflows</b>	<u><u>\$ 777,717</u></u>

\$16,392 reported as deferred outflows of resources related to pensions resulting from the Scituate School Department’s contributions in fiscal year 2023 subsequent to the measurement date will be recognized as an addition to the net pension asset in the subsequent period. Other amounts reported as deferred inflows of resources related to pensions will be recognized in pension expense as follows:

**TOWN OF SCITUATE, RHODE ISLAND**  
**NOTES TO FINANCIAL STATEMENTS**  
**MARCH 31, 2023**

---

**NOTE 15 – PENSION PLANS (continued)**

**D. DEFINED BENEFIT PENSION PLAN (SURVIVOR’S BENEFIT)**

Year ended June 30:	
2024	(110,324)
2025	(164,315)
2026	(216,255)
2027	85,231
2028	(60,906)
thereafter	<u>(36,377)</u>
	<u><u>(502,946)</u></u>

**Actuarial Assumptions** - the total pension liability was determined using the following actuarial assumptions, applied to all periods included in the measurement:

Inflation	2.5%
Salary increases	3.0% to 13.0%
Investment rate of return	7.0%

Mortality – variants of the PUB (10) Tables for Healthy and Disabled Retirees, projected with Scale Ultimate MP16.

Cost of living adjustment – eligible survivors receive a yearly cost of living adjustment based on the annual social security adjustment – for valuation purposes, a 2.5% cost of living adjustment is assumed.

The actuarial assumptions used in the June 30, 2021, valuation and the calculation of the total pension liability at June 30, 2022 were consistent with the results of an actuarial experience study performed as of June 30, 2019 for the six-year period ended June 30, 2019 as approved by the System’s Board on May 22, 2020.

The long-term expected rate of return best-estimate on pension plan investments was determined by the actuary using a building-block method. The actuary started by calculating best-estimate future expected real rates of return (expected returns net of pension plan investment expense and inflation) for each major asset class, based on a collective summary of capital market expectations from 40 sources. The June 30, 2022, expected arithmetic returns over the long-term (20 years) by asset class, are summarized in the following table:

**TOWN OF SCITUATE, RHODE ISLAND**  
**NOTES TO FINANCIAL STATEMENTS**  
**MARCH 31, 2023**

**NOTE 15 – PENSION PLANS (continued)**

**D. DEFINED BENEFIT PENSION PLAN (SURVIVOR’S BENEFIT)**

Asset Class	Long-Term Target Asset Allocation	Long-Term Expected Arithmetic Real Rate of Return
<b>GROWTH</b>		
<b>Global Equity</b>		
US Equity	24.30%	5.52%
International Developed Equity	11.10%	6.04%
Emerging Markets Equity	4.60%	7.83%
<i>Sub-total</i>	<u>40.00%</u>	
<b>Private Growth</b>		
Private Equity	12.50%	9.42%
Non-Core Real Estate	2.50%	4.80%
<i>Sub-total</i>	<u>15.00%</u>	
<b>INCOME</b>		
Equity Options	2.00%	5.25%
EMD (50/50 Blend)	2.00%	1.82%
Liquid Credit	3.00%	2.95%
Private Credit	3.00%	2.95%
Collateralized Loan Obligations (CLO)	2.00%	2.95%
<i>Sub-total</i>	<u>12.00%</u>	
<b>STABILITY</b>		
<b>Crisis Protection Class</b>		
Treasury Duration	5.00%	-0.44%
Systematic Trend	5.00%	3.33%
<i>Sub-total</i>	<u>10.00%</u>	
<b>Inflation Protection</b>		
Core Real Estate	4.00%	4.80%
Private Infrastructure	4.00%	5.65%
<i>Sub-total</i>	<u>8.00%</u>	
<b>Volatility Protection</b>		
IG Corp Credit	3.25%	1.18%
Securitized Credit	3.25%	1.18%
Absolute Return	6.50%	3.33%
Cash	2.00%	-0.44%
<i>Sub-total</i>	<u>15.00%</u>	
<b>Total</b>	<u>100.00%</u>	

These return assumptions are then weighted by the target asset allocation percentage, factoring in correlation effects, to develop the overall long-term expected rate of return best-estimate on an arithmetic basis.

**TOWN OF SCITUATE, RHODE ISLAND**  
**NOTES TO FINANCIAL STATEMENTS**  
**MARCH 31, 2023**

---

**NOTE 15 – PENSION PLANS (continued)**

**D. DEFINED BENEFIT PENSION PLAN (SURVIVOR’S BENEFIT)**

**Discount rate** - the discount rate used to measure the total pension liability was 7.0 percent. The projection of cash flows used to determine the discount rate assumed that contributions from plan members will be made at the current contribution rate and that contributions from the employers will be made at statutorily required rates, actuarially determined. Based on those assumptions, the pension plan’s fiduciary net position was projected to be available to make all projected future benefit payments of current plan members. Therefore, the long-term expected rate of return on pension plan investments was applied to all periods of projected benefit payments to determine the total pension liability.

**Sensitivity of the net pension liability (asset) to changes in the discount rate** - the following presents the net pension liability (asset) calculated using the discount rate of 7.0 percent as well as what the net pension liability (asset) would be if it were calculated using a discount rate that is 1-percentage-point lower or 1-percentage-point higher than the current rate.

1.00% Decrease (6.0%)	Current Discount Rate (7.0%)	1.00% Increase (8.0%)
\$ (3,399,079)	\$ (3,872,081)	\$ (4,301,831)

**Pension plan fiduciary net position** - detailed information about the pension plan’s fiduciary net position is available in the separately issued ERSRI financial report.

**E. DEFINED CONTRIBUTION PLAN**

Employees participating in the defined benefit plan with less than 20 years of service as of June 30, 2012, as described above, also participate in a defined contribution plan authorized by General Law Chapter 36-10.3. The defined contribution plan is established under IRS section 401(a) and is administered by TIAA-CREF. Employees may choose among various investment options available to plan participants. Employees contribute 5% of their annual covered salary and employers contribute between 1% and 1.5% of annual covered salary depending on the employee’s total years of service as of June 30, 2012. Employee contributions are immediately vested while employer contributions and any investment earnings thereon are vested after three years of contributory service. Benefit terms and contributions required under the plan by both the employee and employer are established by the General Laws, which are subject to amendment by the General Assembly.

**TOWN OF SCITUATE, RHODE ISLAND**  
**NOTES TO FINANCIAL STATEMENTS**  
**MARCH 31, 2023**

**NOTE 15 – PENSION PLANS (continued)**

**E. DEFINED CONTRIBUTION PLAN**

Amounts in the defined contribution plan are available to participants in accordance with Internal Revenue Service guidelines for such plans.

	EE contribution	ER contribution
<b>ERS members</b>		
ERS - Teachers - contribute to Social Security - less than 20 years of service at 7/1/2012	5%	1% to 1.5% depending on years of service
ERS - Teachers - do not contribute to Social Security - less than 20 years of service at 7/1/2012	7%	3% to 3.5% depending on years of service
ERS - Teachers - more than 20 years of service at 7/1/2012	NO DC plan contributions (ee and er) after July 1, 2015	

The Scituate School Department recognized pension expense of \$325,950 for the fiscal year ended March 31, 2023.

The System issues a publicly available financial report that includes financial statements and required supplementary information for plans administered by the system. The report may be obtained at <http://www.ersri.org>.

**TOWN OF SCITUATE, RHODE ISLAND**  
**NOTES TO FINANCIAL STATEMENTS**  
**MARCH 31, 2023**

**NOTE 15 – PENSION PLANS (continued)**

**F. AGGREGATE PENSION/OPEB AMOUNTS REPORTED IN THE FINANCIAL STATEMENTS**

The Town recognized the following amounts related to pension and OPEB plans as of and for the year ended March 31, 2023.

F. AGGREGATE PENSION AND OPEB AMOUNTS REPORTED IN THE FINANCIAL STATEMENTS

	Deferred Outflows of Resources Pension/OPEB Amounts	Deferred Inflows of Resources Pension/OPEB Amounts	Net Pension/OPEB Liability	Net Pension/OPEB Asset	Pension/OPEB Expense
Employees' Retirement System of RI	\$ 3,695,278	\$ 2,872,685	\$ 19,377,648	\$ 4,236,969	\$ 107,247
Police Plan	912,129	700,239	12,595,856	-	1,425,582
OPEB	<u>1,703,392</u>	<u>4,427,540</u>	<u>5,511,217</u>	<u>-</u>	<u>(59,575)</u>
Sub-total Pension Plans	4,607,407	3,572,924	31,973,504	4,236,969	1,532,829
Sub-total OPEB	1,703,392	4,427,540	5,511,217	-	(59,575)
Total Government Plans	<u>\$ 6,310,799</u>	<u>\$ 8,000,464</u>	<u>\$ 37,484,721</u>	<u>\$ 4,236,969</u>	<u>\$ 1,473,254</u>

**NOTE 16 – PRIOR PERIOD ADJUSTMENT**

In the Government-Wide financial statements the beginning Net Position has been restated by \$186,183 to reflect an increase in capital assets of \$242,880 and in increase of \$56,697 in accumulated depreciation from prior years.

**NOTE 17 – SUBSEQUENT EVENTS**

Management has evaluated subsequent events through January 10, 2024 the date the financial statements were available to be issued. As a result of this review material items are noted below.

**REQUIRED SUPPLEMENTARY INFORMATION**



**TOWN OF SCITUATE, RHODE ISLAND**  
**Required Supplementary Information**  
**Budgetary Comparison Schedule - General Fund**  
**Schedule of Revenues - Non-GAAP Budgetary Basis**  
**For the Fiscal Year Ended March 31, 2023**

	<u>Original Budget Revenues</u>	<u>Revised Budget Revenues</u>	<u>Actual Revenues</u>	<u>Variance</u>
<b>General property tax</b>				
Property Taxes	\$ 33,346,428	\$ 33,346,428	\$ 32,511,059	\$ (835,369)
<b>Total general property taxes</b>	<u>33,346,428</u>	<u>33,346,428</u>	<u>32,511,059</u>	<u>(835,369)</u>
<b>Federal and State Aid and Grants</b>				
Police Grants	18,000	18,000	18,000	-
Telephone tax	132,057	132,057	132,171	114
Motor vehicle phase out	964,460	964,460	1,482,845	518,385
Hotel and meal tax	91,002	91,002	100,155	9,153
School housing	199,457	199,457	191,205	(8,252)
Covid 19 stimulus	58,000	58,000	-	(58,000)
State library aid	116,307	116,307	124,914	8,607
<b>Total federal and state aid grants</b>	<u>1,579,283</u>	<u>1,579,283</u>	<u>2,049,290</u>	<u>470,007</u>
<b>Charges for service</b>				
Town clerk	310,499	310,499	354,319	43,820
Dog licenses	16,800	16,800	15,358	(1,442)
Tax collector	12,000	12,000	6,050	(5,950)
Building inspector	175,000	175,000	165,164	(9,836)
Town properties	20,000	20,000	5,924	(14,076)
Planning and zoning	5,000	5,000	7,512	2,512
Recreation	40,000	40,000	54,953	14,953
Emergency medical services	450,000	450,000	384,549	(65,451)
Police	65,000	65,000	50,461	(14,539)
Highway	24,800	24,800	25,692	892
Communications tower rental	78,200	78,200	63,440	(14,760)
<b>Total charges for service</b>	<u>1,197,299</u>	<u>1,197,299</u>	<u>1,133,422</u>	<u>(63,877)</u>
<b>Fines and Penalties</b>	<u>55,000</u>	<u>55,000</u>	<u>72,119</u>	<u>17,119</u>
<b>Investment and interest income</b>				
Interest on taxes	140,000	140,000	162,352	22,352
Interest on investments	15,000	15,000	6,391	(8,609)
<b>Total investment and interest income</b>	<u>155,000</u>	<u>155,000</u>	<u>168,743</u>	<u>13,743</u>
<b>Miscellaneous Revenue</b>	121,480	121,480	274,600	153,120
<b>Prior Year Budgeted Surplus</b>	115,603	115,603	115,603	-
<b>Total revenues</b>	<u>\$ 36,570,093</u>	<u>\$ 36,570,093</u>	<u>\$ 36,324,836</u>	<u>\$ (245,257)</u>

**TOWN OF SCITUATE, RHODE ISLAND**  
**Required Supplementary Information**  
**Budgetary Comparison Schedule - General Fund**  
**Schedule of Expenditures - Non-GAAP Budgetary Basis**  
**For the Fiscal Year Ended March 31, 2023**

	Original Budgeted Expenditures	Revised Budgeted Expenditures	Actual Expenditures	Variance
<b>General Government</b>				
Town council	\$ 14,500	\$ 14,500	\$ 12,775	\$ 1,725
Town treasurer	295,607	294,157	268,014	26,143
Town clerk	251,277	244,577	230,728	13,849
Town solicitor	283,500	283,500	267,504	15,996
Probate judge	5,925	5,925	10,622	(4,697)
Tax assessor	194,337	192,387	124,368	68,019
Tax collector	156,242	155,022	141,076	13,946
Board of canvassers	41,350	41,250	31,481	9,769
Building and zoning	278,975	273,995	235,742	38,253
<b>Total general government</b>	<u>1,521,713</u>	<u>1,505,313</u>	<u>1,322,310</u>	<u>183,003</u>
<b>Public Safety</b>				
Fire department	388,836	440,336	440,922	(586)
Fire department operations	1,140,480	1,118,480	1,126,374	(7,894)
Animal control	142,465	142,465	139,800	2,665
Street lights	30,000	30,000	13,538	16,462
Emergency management	102,850	102,850	86,615	16,235
Police department	2,479,403	2,515,903	2,566,496	(50,593)
<b>Total public safety</b>	<u>4,284,034</u>	<u>4,350,034</u>	<u>4,373,745</u>	<u>(23,711)</u>
<b>Public works</b>				
Town properties	437,485	352,485	394,454	(41,969)
Highway	1,300,642	1,638,607	1,650,818	(12,211)
Solid waste disposal	809,350	809,350	834,858	(25,508)
Care of trees	12,000	12,000	8,109	3,891
Pawtuxet River Authority	7,000	7,000	7,000	-
Cemetery care	15,729	15,729	14,905	824
<b>Total public works</b>	<u>2,582,206</u>	<u>2,835,171</u>	<u>2,910,144</u>	<u>(74,973)</u>
<b>Social services</b>				
Recreation department	230,960	230,960	222,434	8,526
Libraries	667,055	667,055	675,662	(8,607)
Human service	17,237	17,237	14,038	3,199
Memorial and Veterans' Day	1,000	1,000	1,000	-
Senior services	157,415	155,365	131,994	23,371
Social services	59,268	59,268	60,018	(750)
Municipal telephone	-	27,500	28,379	(879)
<b>Total social services</b>	<u>1,132,935</u>	<u>1,158,385</u>	<u>1,133,525</u>	<u>24,860</u>
<b>Fixed charges and other</b>				
Audit	45,500	45,500	41,872	3,628
Officers' bonds	1,000	1,000	1,361	(361)
Employee benefits	1,917,100	2,078,100	2,043,422	34,678
Police supplemental pension contribution	1,207,261	1,207,261	1,207,261	-
<b>Total fixed charges and other</b>	<u>3,170,861</u>	<u>3,331,861</u>	<u>3,293,916</u>	<u>37,945</u>
<b>Debt service</b>				
Principal	1,046,000	1,046,000	1,046,000	-
Interest	489,227	489,227	498,839	(9,612)
<b>Total debt service</b>	<u>1,535,227</u>	<u>1,535,227</u>	<u>1,544,839</u>	<u>(9,612)</u>
<b>School Appropriation</b>	<u>21,343,117</u>	<u>21,343,117</u>	<u>21,343,117</u>	<u>-</u>
<b>Total Expenditures</b>	<u>35,570,093</u>	<u>36,059,108</u>	<u>35,921,596</u>	<u>137,512</u>
<b>Excess of revenues over expenditures before other financing sources/uses</b>	<u>1,000,000</u>	<u>510,985</u>	<u>403,240</u>	<u>(107,745)</u>
<b>Other Financing Uses</b>				
Transfers to other funds	1,000,000	510,985	574,575	(63,590)
<b>Total Other Financing Uses</b>	<u>1,000,000</u>	<u>510,985</u>	<u>574,575</u>	<u>(63,590)</u>
<b>Total Expenditures</b>	<u>\$ 36,570,093</u>	<u>\$ 36,570,093</u>	<u>\$ 36,496,171</u>	<u>\$ 73,922</u>
<b>Net change in fund balance - budgetary basis</b>	<u>\$ -</u>	<u>\$ -</u>	<u>\$ (171,335)</u>	<u>\$ (171,335)</u>

**TOWN OF SCITUATE, RHODE ISLAND**  
**Notes to Required Supplementary Information**  
**March 31, 2023**

NOTE 1- BUDGETARY DATA AND BUDGETARY COMPLIANCE

The Town has formally established budgetary accounting control for its General Fund. It is the responsibility of the Town Budget Committee to submit to the Town Council and make available to the general public a proposed General Fund budget, including the School Department appropriation for the fiscal year. The Town Council may then revise and adopt a recommended General Fund budget including changes to the School Department appropriation. At least two public hearings are conducted on the recommended General Fund budget and the final recommended budget is approved by the voters and legally enacted through an ordinance of the Town Council at the Annual Financial Town Meeting. The General Fund annual operating budget amounts are supported by revenue estimates and take into account the elimination of accumulated deficits and the re-appropriation of accumulated surpluses to the extent necessary.

The budget approved and adopted at the Annual Financial Town Meeting reports the amount budgeted for each department. Therefore, the legal level of control for the General Fund is at the departmental level. Transfers between departments must be approved by the Town Council. Amendments that would change the total appropriation must be approved by the voters and Town Council at a Financial Town Meeting. There were no supplemental budgetary appropriations in fiscal year 2023. Appropriations which are not expended or encumbered lapse at year end.

The General Fund budget is in conformity with the legally enacted budgetary basis, which is not in conformity with generally accepted accounting principles. The budget to actual presentation in the required supplementary information is reflected on the budgetary basis. The difference between the budgetary basis and the generally accepted accounting principles basis is explained below.

***Explanation of Differences between Budgetary Revenues and Other Financing Sources and Expenditures and Other Financing Uses and GAAP Revenues and Other Financing Sources and Expenditures and Other Financing Uses***

A reconciliation of the General Fund's revenues and expenditures and other financing sources (uses) is presented below.

	Revenues and Transfers	Expenditures and Transfers
<b>General Fund:</b>		
<b>Schedule of Revenues, Expenditures and Other Financing Sources</b>		
<b>(Non-GAAP Budgetary Basis) Budget and Actual .....</b>	<b>\$ 36,324,836</b>	<b>\$ 36,496,171</b>
Adjustment for pension contribution made by State of Rhode Island on behalf of employees.....	1,275,067	1,275,067
Appropriation of Fund Balance Non-GAAP.....	(115,603)	-
Unbudgeted Items.....	3,363,851	3,632,993
 <b>Statement of Revenues, Expenditures and Changes in Fund</b>		
<b>Balances.....</b>	<b>\$ 40,848,151</b>	<b>\$ 41,404,231</b>

**TOWN OF SCITUATE, RHODE ISLAND**  
**NOTES TO REQUIRED SUPPLEMENTARY INFORMATION**  
**MARCH 31, 2023**

**Town of Scituate, Rhode Island Municipal Employee's Retirement System - Town Employees**  
**Schedule of Changes in Town of Scituate Employees Net Pension Liability and Related Ratios**  
**Last 10 Fiscal Years**

	Measurement Date Fiscal Year Ending June 30,									
	2022	2021	2020	2019	2018	2017	2016	2015	2014	2013
<b>A. Total Pension Liability</b>										
1. Service Cost	\$ 339,573	\$ 305,695	\$ 298,812	\$ 290,356	\$ 263,446	\$ 249,689	\$ 249,344	\$ 234,254	\$ 251,017	-
2. Interest on Total Pension Liability	1,058,687	1,040,026	1,031,344	1,027,454	994,951	976,275	956,309	940,351	922,096	-
3. Effect of Benefit Changes	-	-	-	-	-	-	-	245,831	-	-
4. Difference Between Expected and Actual Experience	171,758	(211,732)	(120,295)	(354,456)	86,092	45,331	(24,977)	(315,663)	-	-
5. Effect of Assumption Changes or Inputs	-	-	(186,049)	-	-	823,012	-	-	(54,007)	-
6. Benefit Payments	(894,196)	(874,508)	(931,924)	(892,102)	(895,133)	(914,069)	(915,212)	(883,872)	(850,773)	-
7. Net Change in Total Pension Liability	675,822	259,481	91,888	71,252	449,356	1,180,238	265,464	220,901	268,333	-
8. Total Pension Liability, beginning	15,401,405	15,141,924	15,050,036	14,978,784	14,529,428	13,349,190	13,083,726	12,862,825	12,594,492	-
9. Total Pension Liability, ending (a)	\$ 16,077,227	\$ 15,401,405	\$ 15,141,924	\$ 15,050,036	\$ 14,978,784	\$ 14,529,428	\$ 13,349,190	\$ 13,083,726	\$ 12,862,825	-
<b>B. Fiduciary Net Position</b>										
1. Employer Contributions	\$ 598,239	\$ 586,545	\$ 577,047	\$ 484,355	\$ 422,438	\$ 418,948	\$ 406,352	\$ 393,072	\$ 382,765	-
2. Member Contributions	105,813	97,452	93,576	89,060	84,155	87,512	82,476	53,708	53,046	-
3. Investment Income Net of Investment Expenses	(372,774)	3,005,876	405,011	678,700	777,934	1,066,911	1,691	238,599	1,388,236	-
4. Benefit Expenses	(894,196)	(874,508)	(931,924)	(892,102)	(895,133)	(914,069)	(915,212)	(883,872)	(850,773)	-
5. Administrative Expenses	(12,708)	(11,453)	(11,159)	(10,606)	(10,356)	(10,080)	(14,170)	(9,685)	(8,693)	-
6. Other Changes	(9,210)	-	(1)	215,523	(29,312)	(345,135)	87	(33,631)	(47,727)	-
7. Net Change in Fiduciary net Position	(584,836)	2,803,912	132,550	564,930	349,726	304,087	(438,776)	(241,809)	916,854	-
8. Fiduciary Net Position, beginning	13,897,685	11,093,773	10,961,223	10,396,293	10,046,567	9,742,480	10,181,256	10,423,065	9,506,211	-
9. Fiduciary net Position, ending (b)	\$ 13,312,849	\$ 13,897,685	\$ 11,093,773	\$ 10,961,223	\$ 10,396,293	\$ 10,046,567	\$ 9,742,480	\$ 10,181,256	\$ 10,423,065	-
<b>C. Net Pension Liability, ending - (a) - (b)</b>	2,764,378	1,503,720	4,048,151	4,088,813	4,582,491	4,482,861	3,606,710	2,902,470	2,439,760	-
<b>D. Fiduciary Net Position as a % of Total Pension Liability</b>	82.81%	90.24%	73.27%	72.83%	69.41%	69.15%	72.98%	77.82%	81.03%	0.00%
<b>E. Covered Payroll</b>	3,985,597	3,600,643	3,446,505	3,269,771	2,895,015	2,808,654	2,758,231	\$ 2,629,117	\$ 2,601,216	-
<b>F. Net Pension Liability as a % of Covered Payroll</b>	69.36%	41.76%	117.46%	125.05%	158.29%	159.61%	130.76%	110.40%	93.79%	0.00%

**Schedule of Changes in Town of Scituate Employees Contributions Multiyear**  
**Last 10 Fiscal Years**

	Fiscal Year Ending June 30,									
	2023	2022	2021	2020	2019	2018	2017	2016	2015	2014
Actuarially determined contribution	\$ 582,287	\$ 598,239	\$ 586,545	\$ 577,047	\$ 484,355	\$ 422,438	\$ 418,948	\$ 406,352	\$ 393,072	\$ 382,765
Contributions in relation to the actuarially determined contribution	582,287	598,239	586,545	577,047	484,355	422,438	418,948	406,352	393,072	382,765
Contribution deficiency (excess)	-	-	-	-	-	-	-	-	-	-
Covered payroll	3,971,937	3,985,597	3,600,643	3,446,505	3,269,771	2,895,015	2,808,654	2,758,231	2,629,117	2,601,216
Contributions as a percentage of covered employee payroll	14.66%	15.01%	16.29%	16.74%	14.81%	14.59%	14.92%	14.73%	14.95%	14.71%

**Notes:**

- 1) Employers participating in the Municipal Employee's Retirement System are required by RI General Laws, Section 45-21-42, to contribute an actuarially determined contribution rate each year.
- 2) These schedules are intended to show information for 10 years - additional years will be displayed as they become available.

**TOWN OF SCITUATE, RHODE ISLAND**  
**NOTES TO REQUIRED SUPPLEMENTARY INFORMATION**  
**MARCH 31, 2023**

**Town of Scituate, Rhode Island Municipal Employee's Retirement System - Police Employees**  
**Schedule of Changes in Town of Scituate Employees Net Pension Liability (Asset) and Related Ratios**  
**Last 10 Fiscal Years**

	Measurement Date Fiscal Year Ending June 30,									
	2022	2021	2020	2019	2018	2017	2016	2015	2014	2013
<b>A. Total Pension Liability</b>										
1. Service Cost	\$ -	\$ -	\$ -	\$ -	\$ -	\$ -	\$ -	\$ -	\$ -	\$ -
2. Interest on Total Pension Liability	765	831	993	1,064	1,126	1,250	1,253	1,349	1,507	-
3. Effect of Benefit Changes	-	-	-	-	-	-	-	-	-	-
4. Difference Between Expected and Actual Experience	1,943	1,829	1,624	1,532	1,596	876	2,809	1,236	-	-
5. Effect of Assumption Changes or Inputs	-	-	(1,319)	-	-	1,155	-	-	-	-
6. Benefit Payments	(3,609)	(3,609)	(3,609)	(3,609)	(3,609)	(4,109)	(4,109)	(3,609)	(3,615)	-
7. Net Change in Total Pension Liability	(901)	(949)	(2,311)	(1,013)	(887)	(828)	(47)	(1,024)	(2,108)	-
8. Total Pension Liability, beginning	12,729	13,678	15,989	17,002	17,889	18,717	18,764	19,788	21,896	-
9. Total Pension Liability, ending (a)	\$ 11,828	\$ 12,729	\$ 13,678	\$ 15,989	\$ 17,002	\$ 17,889	\$ 18,717	\$ 18,764	\$ 19,788	-
<b>B. Fiduciary Net Position</b>										
1. Employer Contributions	\$ -	\$ -	\$ -	\$ -	\$ -	\$ -	\$ -	\$ -	\$ -	\$ -
2. Member Contributions	-	-	-	-	-	-	-	-	-	-
3. Investment Income Net of Investment Expenses	(8,404)	67,566	9,079	15,076	17,378	23,226	(69)	4,785	27,063	-
4. Benefit Expenses	(3,609)	(3,609)	(3,609)	(3,609)	(3,609)	(4,109)	(4,109)	(3,609)	(3,615)	-
5. Administrative Expenses	(286)	(257)	(250)	(234)	(231)	(222)	(186)	(192)	(170)	-
6. Net Change in Fiduciary net Position	(12,299)	63,700	5,220	11,233	13,538	18,895	(4,364)	984	23,278	-
7. Fiduciary Net Position, beginning	312,395	248,695	243,475	232,242	218,704	199,809	204,173	203,189	179,911	-
8. Fiduciary net Position, ending (b)	\$ 300,096	\$ 312,395	\$ 248,695	\$ 243,475	\$ 232,242	\$ 218,704	\$ 199,809	\$ 204,173	\$ 203,189	\$ -
<b>C. Net Pension Liability, (Asset) ending = (a) - (b)</b>	(288,268)	(299,666)	(235,017)	(227,486)	(215,240)	(200,815)	(181,092)	(185,409)	(183,401)	-
<b>D. Fiduciary Net Position as a % of Total Pension Liability</b>	2537.17%	2454.20%	1818.21%	1522.77%	1365.97%	1222.56%	1067.53%	1088.11%	1026.83%	0.00%
<b>E. Covered Payroll</b>	\$ -	\$ -	\$ -	\$ -	\$ -	\$ -	\$ -	\$ -	\$ -	\$ -
<b>F. Net Pension Liability as a % of Covered Payroll</b>	0.00%	0.00%	0.00%	0.00%	0.00%	0.00%	0.00%	0.00%	0.00%	0.00%

**Schedule of Changes in Town of Scituate Employees Contributions Multiyear**  
**Last 10 Fiscal Years**

	Fiscal Year Ending June 30,									
	2023	2022	2021	2020	2019	2018	2017	2016	2015	2014
Actuarially determined contribution	\$ -	\$ -	\$ -	\$ -	\$ -	\$ -	\$ -	\$ -	\$ -	\$ -
Contributions in relation to the actuarially determined contribution	-	-	-	-	-	-	-	-	-	-
Contribution deficiency (excess)	-	-	-	-	-	-	-	-	-	-
Covered payroll	-	-	-	-	-	-	-	-	-	-
Contributions as a percentage of covered employee payroll	0.00%	0.00%	0.00%	0.00%	0.00%	0.00%	0.00%	0.00%	0.00%	0.00%

**Notes:**

- 1) Employers participating in the Municipal Employee's Retirement System are required by RI General Laws, Section 45-21-42, to contribute an actuarially determined contribution rate each year.
- 2) These schedules are intended to show information for 10 years - additional years will be displayed as they become available.
- 3) The Town was not required to contribute to the Plan in prior years.

**TOWN OF SCITUATE, RHODE ISLAND**  
**NOTES TO REQUIRED SUPPLEMENTARY INFORMATION**  
**MARCH 31, 2023**

**Town of Scituate, Rhode Island Municipal Employee's Retirement System - Police COLA Employees**  
**Schedule of Changes in Town of Scituate Employees Net Pension Liability (Asset) and Related Ratios**  
**Last 10 Fiscal Years**

	Measurement Date Fiscal Year Ending June 30,									
	2022	2021	2020	2019	2018	2017	2016	2015	2014	2013
<b>A. Total Pension Liability</b>										
1. Service Cost	\$ 127,862	\$ 90,413	\$ 73,946	\$ 67,652	\$ 53,139	\$ 27,635	\$ -	\$ -	\$ -	\$ -
2. Interest on Total Pension Liability	29,101	18,327	13,560	8,365	3,867	1,036	-	-	-	-
3. Effect of Benefit Changes	-	-	-	-	-	-	-	-	-	-
4. Difference Between Expected and Actual Experience	12,835	26,453	(21,370)	(4,951)	(2)	-	-	-	-	-
5. Effect of Assumption Changes or Inputs	-	-	(6,268)	-	-	-	-	-	-	-
6. Benefit Payments	-	-	-	-	-	-	-	-	-	-
7. Net Change in Total Pension Liability	169,798	135,193	59,868	71,066	57,004	28,671	-	-	-	-
8. Total Pension Liability, beginning	351,802	216,609	156,741	85,675	28,671	-	-	-	-	-
9. Total Pension Liability, ending (a)	\$ 521,600	\$ 351,802	\$ 216,609	\$ 156,741	\$ 85,675	\$ 28,671	\$ -	\$ -	\$ -	\$ -
<b>B. Fiduciary Net Position</b>										
1. Employer Contributions	\$ 59,233	\$ 42,342	\$ 33,270	\$ 29,966	\$ 23,624	\$ 13,941	\$ -	\$ -	\$ -	\$ -
2. Member Contributions	68,085	47,736	37,593	35,254	27,793	16,401	-	-	-	-
3. Investment Income Net of Investment Expenses	(16,751)	99,382	9,525	11,207	6,894	3,601	-	-	-	-
4. Administrative Expenses	(571)	(379)	(262)	(175)	(92)	(34)	-	-	-	-
5. Other Changes in Plan Fiduciary Net Position	28,732	9,508	-	12,397	-	-	-	-	-	-
6. Net Change in Fiduciary Net Position	138,728	198,589	80,126	88,649	58,219	33,909	-	-	-	-
7. Fiduciary Net Position, beginning	459,492	260,903	180,777	92,128	33,909	-	-	-	-	-
8. Fiduciary net Position, ending (b)	\$ 598,220	\$ 459,492	\$ 260,903	\$ 180,777	\$ 92,128	\$ 33,909	\$ -	\$ -	\$ -	\$ -
<b>C. Net Pension Liability, (Asset) ending = (a) - (b)</b>	(76,620)	(107,690)	(44,294)	(24,036)	(6,453)	(5,238)	-	-	-	-
<b>D. Fiduciary Net Position as a % of Total Pension Liability</b>	114.69%	130.61%	120.45%	115.33%	107.53%	118.27%	0.00%	0.00%	0.00%	0.00%
<b>E. Covered Payroll</b>	\$ 680,842	\$ 477,363	\$ 375,931	\$ 352,539	\$ 277,925	\$ 164,006	\$ -	\$ -	\$ -	\$ -
<b>F. Net Pension Liability as a % of Covered Payroll</b>	-11.25%	-22.56%	-11.78%	-6.82%	-2.32%	-3.19%	0.00%	0.00%	0.00%	0.00%

**Schedule of Changes in Town of Scituate Employees Contributions Multiyear**  
**Last 10 Fiscal Years**

	Fiscal Year Ending June 30,									
	2023	2022	2021	2020	2019	2018	2017	2016	2015	2014
Actuarially determined contribution	\$ 65,792	\$ 59,233	\$ 42,342	\$ 33,270	\$ 29,966	\$ 23,624	\$ 13,941	\$ -	\$ -	\$ -
Contributions in relation to the actuarially determined contribution	65,792	59,233	42,342	33,270	29,966	23,624	13,941	-	-	-
Contribution deficiency (excess)	-	-	-	-	-	-	-	-	-	-
Covered payroll	784,164	680,842	477,363	375,931	352,539	277,925	164,006	-	-	-
Contributions as a percentage of covered employee payroll	8.39%	8.70%	8.87%	8.85%	8.50%	8.50%	8.50%	0.00%	0.00%	0.00%

**Notes:**

- 1) Employers participating in the Municipal Employee's Retirement System are required by RI General Laws, Section 45-21-42, to contribute an actuarially determined contribution rate each year.
- 2) These schedules are intended to show information for 10 years - additional years will be displayed as they become available.
- 3) The Town was not required to contribute to the Plan in prior years.

**TOWN OF SCITUATE, RHODE ISLAND**  
**NOTES TO REQUIRED SUPPLEMENTARY INFORMATION**  
**MARCH 31, 2023**

**Schedule of Changes in Net Pension Liability and Related Ratios**  
**Scituate Police Officers Retirement Plan**

	Measurement Date Fiscal Year Ending March 31,									
	2023	2022	2021	2020	2019	2018	2017	2016	2015	2014
<b>A. Total Pension Liability</b>										
1. Service Cost	\$ 229,107	\$ 219,539	\$ 200,157	\$ 209,941	\$ 201,808	\$ 183,866	\$ 203,864	\$ 203,864	\$ 191,506	-
2. Interest on Total Pension Liability	1,150,774	1,241,507	1,239,312	1,153,591	1,140,969	1,092,957	1,029,716	970,057	899,460	-
3. Differences between exp and actual experience	441,601	(2,175,652)	179,623	174,342	(61,260)	432,238	448,363	(409,813)	392,571	-
4. Changes of assumptions	-	(1,881)	2,462,360	623,649	873,746	(199,966)	-	(179,601)	152,290	-
5. Changes in benefit terms	-	243,407	-	-	-	-	-	923,914	-	-
6. Benefit Payments	(1,050,723)	(1,055,439)	(1,052,312)	(900,320)	(888,558)	(868,346)	(796,428)	(712,962)	(671,686)	-
7. Net Change in Total Pension Liability	770,759	(1,528,519)	3,029,140	1,261,203	1,266,705	640,749	885,515	795,459	964,141	-
8. Total Pension Liability, beginning	19,570,585	21,099,104	18,069,964	16,808,761	15,542,056	14,901,307	14,015,792	13,220,333	12,256,192	-
9. Total Pension Liability, ending (a)	<u>\$ 20,341,344</u>	<u>\$ 19,570,585</u>	<u>\$ 21,099,104</u>	<u>\$ 18,069,964</u>	<u>\$ 16,808,761</u>	<u>\$ 15,542,056</u>	<u>\$ 14,901,307</u>	<u>\$ 14,015,792</u>	<u>\$ 13,220,333</u>	-
<b>B. Fiduciary Net Position</b>										
1. Employer Contributions	\$ 1,309,807	\$ 1,216,406	\$ 1,014,520	\$ 932,428	\$ 847,392	\$ 856,215	\$ 750,786	\$ 791,829	\$ 728,868	-
2. Member Contributions	94,075	90,763	97,341	121,937	113,246	116,018	117,991	144,719	111,747	-
3. Investment Income Net of Investment Expenses	(426,863)	137,306	1,796,667	(498,213)	194,521	477,960	448,169	(174,131)	344,110	-
4. Benefit Expenses	(1,050,723)	(1,055,439)	(1,052,312)	(900,320)	(888,558)	(868,346)	(796,428)	(712,962)	(671,686)	-
5. Administrative Expenses	(42,983)	(43,729)	(36,351)	(33,990)	(31,257)	(30,534)	(27,345)	(25,311)	(24,170)	-
6. Net Change in Fiduciary net Position	(116,687)	345,307	1,819,865	(378,158)	235,344	551,313	493,173	24,144	488,869	-
7. Fiduciary Net Position, beginning	7,862,175	7,516,868	5,697,003	6,075,161	5,839,817	5,288,504	4,795,331	4,771,187	4,282,318	-
8. Fiduciary net Position, ending (b)	<u>\$ 7,745,488</u>	<u>\$ 7,862,175</u>	<u>\$ 7,516,868</u>	<u>\$ 5,697,003</u>	<u>\$ 6,075,161</u>	<u>\$ 5,839,817</u>	<u>\$ 5,288,504</u>	<u>\$ 4,795,331</u>	<u>\$ 4,771,187</u>	-
<b>C. Net Pension Liability, ending - (a) - (b)</b>	12,595,856	11,708,410	13,582,236	12,372,961	10,733,600	9,702,239	9,612,803	9,220,461	8,449,146	-
<b>D. Fiduciary Net Position as a % of Total Pension Liability</b>	38.08%	40.17%	35.63%	31.53%	36.14%	37.57%	35.49%	34.21%	36.09%	-
<b>E. Covered Payroll</b>	\$ 650,723	\$ 730,287	\$ 713,372	\$ 836,162	\$ 911,172	\$ 935,534	\$ 934,546	\$ 1,111,367	\$ 821,754	-
<b>F. Net Pension Liability as a % of Covered Payroll</b>	1935.7%	1603.3%	1903.9%	1479.7%	1178.0%	1037.1%	1028.6%	829.7%	1028.2%	-

**Notes:**

1.) This schedule is presented to illustrate the requirement to show information for 10 years. However, recalculations of prior years are not required, and if prior years are not reported in accordance with the current GASB standards, they should not be reported.

**TOWN OF SCITUATE, RHODE ISLAND**  
**NOTES TO REQUIRED SUPPLEMENTARY INFORMATION**  
**MARCH 31, 2023**

**Schedule of Town Contributions**  
**Last 10 Fiscal Years**  
**Scituate Police Officers Retirement Plan**

	Measureemnt Date Fiscal Year Ending March 31,									
	2023	2022	2021	2020	2019	2018	2017	2016	2015	2014
Valuation Date	04/01/2022	04/01/2021	04/01/2020	04/01/2019	04/01/2018	04/01/2017	04/01/2016	04/01/2015	04/01/2014	04/01/2013
Actuarially determined contribution	\$ 1,242,433	\$ 1,215,516	\$ 1,113,972	\$ 932,125	\$ 942,550	\$ 821,810	\$ 767,944	\$ 716,189	\$ 637,901	\$ 638,018
Contributions in relation to the actuarially determined contribution	1,309,807	1,216,406	1,014,520	932,428	847,392	856,215	750,786	791,829	728,868	758,709
Contribution deficiency/(excess)	(67,374)	(890)	99,452	(303)	95,158	(34,405)	17,158	(75,640)	(90,967)	(120,691)
Covered payroll	650,723	730,287	713,372	836,162	911,172	935,534	934,546	1,111,367	821,754	916,057
Contributions as a percentage of covered-payroll	201.28%	166.57%	142.21%	111.51%	93.00%	91.52%	80.34%	71.25%	88.70%	82.82%

**Notes:**

1.) This schedule is presented to illustrate the requirement to show information for 10 years. However, recalculations of prior years are not required, and if prior years are not reported in accordance with the current GASB standards, they should not be reported.

**Schedule of Investment Returns**  
**Last 10 Fiscal Years**  
**Scituate Police Officers Retirement Plan**

	Measureemnt Date Fiscal Year Ending March 31,									
	2023	2022	2021	2020	2019	2018	2017	2016	2015	2014
Annual money-weighted rate of return, net of investment expense	-5.28%	1.82%	32.03%	-8.07%	3.32%	8.92%	9.23%	-3.57%	7.80%	N/A

**Notes:**

1.) The money-weighted rate of return considers the changing amounts actually invested during a period and weights the amount of pension plan investments by the proportion of time they are available to earn a return during that period.

2.) This schedule is presented to illustrate the requirement to show information for 10 years. However, recalculations of prior years are not required, and if prior years are not reported in accordance with the current GASB standards, they should not be reported.



**TOWN OF SCITUATE, RHODE ISLAND**  
**NOTES TO REQUIRED SUPPLEMENTARY INFORMATION**  
**MARCH 31, 2023**

**Schedule of Town Contributions**  
**Last 10 Fiscal Years**  
**State of Rhode Island Employees Retirement System**

	Fiscal Year Ending June 30,									
	2023	2022	2021	2020	2019	2018	2017	2016	2015	2014
Actuarially determined contribution	\$ 1,724,550	\$ 1,695,972	\$ 1,657,187	\$ 1,595,411	\$ 1,579,572	\$ 1,522,791	\$ 1,491,891	1,551,729	-	-
Contributions in relation to the actuarially determined contribution	1,724,550	1,695,972	1,657,187	1,595,411	1,579,572	1,522,791	1,491,891	1,551,729	-	-
Contribution deficiency/(excess)	-	-	-	-	-	-	-	-	-	-
Covered payroll	11,378,613	11,474,783	11,428,875	11,298,932	10,957,861	11,171,174	11,615,927	10,057,492	-	-
Contributions as a percentage of covered-payroll	15.16%	14.78%	14.50%	14.12%	14.41%	13.63%	12.84%	15.43%	N/A	N/A

**Notes:**

- 1.) The amounts presented for each fiscal year were determined as of 6/30 measurement date prior to the fiscal year-end.
- 2.) This schedule is intended to show information for 10 years - additional years will be displayed as they become available.

**Schedule of Scituate's Proportionate Share of Net Pension Liability**  
**Last 10 Fiscal Years**  
**State of Rhode Island Employees Retirement System**

	Fiscal Year Ending June 30,									
	2023	2022	2021	2020	2019	2018	2017	2016	2015	2014
Measurement Date	<b>June 30, 2022</b>	<b>June 30, 2021</b>	<b>June 30, 2020</b>	<b>June 30, 2019</b>	<b>June 30, 2018</b>	<b>June 30, 2017</b>	<b>June 30, 2016</b>	<b>June 30, 2015</b>		
Scituate proportion of the net pension liability	0.61514248%	0.62776813%	0.62495583%	0.61484495%	0.62917327%	0.63018617%	0.68083108%	0.71801611%	-	-
Scituate proportionate share of the net pension liability	16,613,270	14,773,735	19,967,375	19,618,280	19,990,396	19,876,617	20,313,123	19,767,003	-	-
State's proportionate share of the net pension liability associated with the school district	12,286,680	10,956,049	14,836,249	14,696,124	14,911,400	15,021,947	13,911,507	13,504,196	-	-
Scituate covered payroll	11,474,783	11,428,875	11,298,932	10,957,861	11,171,174	11,615,927	10,057,492	10,115,257	-	-
Scituate proportionate share of the net pension liability as a percentage of it's covered payroll	144.78%	129.27%	176.72%	179.03%	178.95%	171.12%	201.97%	195.42%	-	-
Plan fiduciary net position as a % of the total pension liability	62.10%	66.50%	54.30%	54.60%	54.30%	54.00%	54.10%	57.60%	-	-

**Notes:**

- 1.) Employers participating in the State Employee's Retirement System are required by RI General Laws, Section 36-10-2, to contribute an actuarially determined contribution rate each year.
- 2.) This schedule is intended to show information for 10 years - additional years will be displayed as they become available.

**TOWN OF SCITUATE, RHODE ISLAND**  
**NOTES TO REQUIRED SUPPLEMENTARY INFORMATION**  
**MARCH 31, 2023**

**Schedule of Scituate Contributions**  
**Last 10 Fiscal Years**  
**Teachers Survivor Benefit Plan**

	Fiscal Year Ending June 30,									
	2023	2022	2021	2020	2019	2018	2017	2016	2015	2014
Statutorily determined contribution	\$ 16,392	\$ 16,647	\$ 16,456	\$ 16,515	\$ 16,445	\$ 16,637	\$ 12,835	14,553	-	-
Contributions in relation to the actuarially determined contribution	16,392	16,647	16,456	16,515	16,445	16,637	12,835	14,553	-	-
Contribution deficiency/(excess)	-	-	-	-	-	-	-	-	-	-
Covered payroll	11,378,613	11,474,783	11,428,875	11,298,932	10,957,861	11,171,174	11,615,927	10,057,492	-	-
Contributions as a percentage of covered-payroll	0.14%	0.15%	0.14%	0.15%	0.15%	0.15%	0.11%	0.14%	0.00%	0.00%

**Notes:**

- 1.) The amounts presented for each fiscal year were determined as of 6/30 measurement date prior to the fiscal year-end.
- 2.) This schedule is intended to show information for 10 years - additional years will be displayed as they become available.

**Schedule of Scituate's Proportionate Share of Net Pension Asset**  
**Last 10 Fiscal Years**  
**Teachers Survivor Benefit Plan**

	Fiscal Year Ending June 30,									
	2023	2022	2021	2020	2019	2018	2017	2016	2015	2014
Measurement Date	<b>June 30, 2022</b>	<b>June 30, 2021</b>	<b>June 30, 2020</b>	<b>June 30, 2019</b>	<b>June 30, 2018</b>	<b>June 30, 2017</b>	<b>June 30, 2016</b>	<b>June 30, 2015</b>		
Scituate proportion of the net pension asset	2.20343778%	2.23522412%	2.21453628%	2.20484860%	2.23604955%	2.17586888%	2.26579953%	2.21739025%	0.00%	0.00%
Scituate proportionate share of the net pension asset	3,872,081	4,374,182	2,630,062	2,501,309	1,995,211	1,800,018	2,256,099	2,070,058	-	-
Scituate covered payroll	11,474,783	11,428,875	11,298,932	10,957,861	11,171,174	11,615,927	10,057,492	10,115,257	-	-
Scituate proportionate share of the net pension liability as a percentage of it's covered payroll	33.74%	38.27%	23.28%	22.83%	17.86%	15.50%	22.43%	20.46%	0.00%	0.00%
Plan fiduciary net position as a % of the total pension liability	177.70%	185.70%	153.10%	150.20%	137.40%	136.10%	137.00%	146.60%	0.00%	0.00%

**Notes:**

- 1.) Employers participating in the Teachers' Survivor's Benefit Plan contribute at a rate established by the RI General Laws, Section 16-16-35.
- 2.) This schedule is intended to show information for 10 years - additional years will be displayed as they become available.

**TOWN OF SCITUATE, RHODE ISLAND**  
**NOTES TO REQUIRED SUPPLEMENTARY INFORMATION**  
**MARCH 31, 2023**

**Town of Scituate, Rhode Island**  
**Schedule of Changes in the Town of Scituate's Net OPEB Liability and Related Ratios**  
**Last 10 Fiscal Years**

	<b>Fiscal Year Ending March 31,</b>									
	<b>2023</b>	<b>2022</b>	<b>2021</b>	<b>2020</b>	<b>2019</b>	<b>2018</b>	<b>2017</b>	<b>2016</b>	<b>2015</b>	<b>2014</b>
<b>A. Total OPEB liability</b>										
1. Service Cost	\$ 382,152	\$ 470,856	\$ 360,361	\$ 414,797	\$ 384,761	\$ 275,269	\$ -	\$ -	\$ -	\$ -
2. Interest on the Total OPEB Liability	246,924	183,191	237,261	302,106	285,368	239,646	-	-	-	-
3. Changes of benefit terms	-	-	-	-	-	563,508	-	-	-	-
4. Difference between expected and actual experience of the Total OPEB Liability	(103,313)	(1,386,359)	(53,589)	(2,038,778)	(63,017)	(309,232)	-	-	-	-
5. Changes of assumptions	(293,564)	(2,079,979)	1,493,563	253,557	591,414	(198,952)	-	-	-	-
6. Benefit payments, including refunds of employee contributions	(91,841)	(148,633)	(151,380)	(142,958)	(151,904)	(173,226)	-	-	-	-
7. Net change in total OPEB liability	140,358	(2,960,924)	1,886,216	(1,211,276)	1,046,622	397,013	-	-	-	-
8. Total OPEB liability – beginning	6,891,129	9,852,053	7,965,837	9,177,113	8,130,491	7,733,478	-	-	-	-
9. Total OPEB liability – ending (a)	<u>\$ 7,031,487</u>	<u>\$ 6,891,129</u>	<u>\$ 9,852,053</u>	<u>\$ 7,965,837</u>	<u>\$ 9,177,113</u>	<u>\$ 8,130,491</u>	<u>\$ -</u>	<u>\$ -</u>	<u>\$ -</u>	<u>\$ -</u>
<b>B. Plan fiduciary net position</b>										
1. Contributions – employer	\$ 191,841	\$ 248,633	\$ 251,380	\$ 242,958	\$ 251,904	\$ 273,226	\$ -	\$ -	\$ -	\$ -
2. Contributions – employee	65,000	60,644	67,642	65,096	75,125	54,967	-	-	-	-
3. Net investment income	(111,555)	61,421	397,490	(76,393)	43,715	55,950	-	-	-	-
4. Benefit payments, including refunds of employee contributions	(156,841)	(209,277)	(219,022)	(208,054)	(227,029)	(228,193)	-	-	-	-
5. OPEB Plan Administrative Expense	-	-	-	-	-	-	-	-	-	-
6. Other	-	-	-	-	-	-	-	-	-	-
7. Net change in plan fiduciary net position	(11,555)	161,421	497,490	23,607	143,715	155,950	-	-	-	-
8. Plan fiduciary net position – beginning	1,531,825	1,370,404	872,914	849,307	705,592	549,642	-	-	-	-
9. Plan fiduciary net position – ending (b)	<u>\$ 1,520,270</u>	<u>\$ 1,531,825</u>	<u>\$ 1,370,404</u>	<u>\$ 872,914</u>	<u>\$ 849,307</u>	<u>\$ 705,592</u>	<u>-</u>	<u>-</u>	<u>-</u>	<u>-</u>
<b>C. Net OPEB liability - ending (a) - (b)</b>	5,511,217	5,359,304	8,481,649	7,092,923	8,327,806	7,424,899	-	-	-	-
<b>D. Plan fiduciary net position as a percentage of the total OPEB liability</b>	21.62%	22.23%	13.91%	10.96%	9.25%	8.68%	-	-	-	-
<b>E. Covered payroll</b>	\$ 14,537,000	\$ 14,182,552	\$ 14,358,000	\$ 14,007,764	\$ 13,936,000	\$ 13,596,099	-	-	-	-
<b>F. Net OPEB liability as a percentage of covered payroll</b>	37.91%	37.79%	59.07%	50.64%	59.76%	54.61%	-	-	-	-

**Notes:**

1.) This schedule is intended to show information for 10 years - additional years will be displayed as they become available.

**TOWN OF SCITUATE, RHODE ISLAND  
NOTES TO REQUIRED SUPPLEMENTARY INFORMATION  
MARCH 31, 2023**

**Schedule of Plan Contributions  
Last 10 Fiscal Years  
Scituate OPEB Plan**

	Fiscal Year Ending March 31,									
	2023	2022	2021	2020	2019	2018	2017	2016	2015	2014
Valuation Date	4/1/2023	4/1/2022	4/1/2021	4/1/2020	4/1/2019	4/1/2018				
Actuarially determined contribution	\$ 679,046	\$ 843,342	\$ 723,172	\$ 858,561	\$ 791,504	\$ 649,403	\$ -	\$ -	\$ -	\$ -
Contributions in relation to the actuarially determined contribution	191,841	248,633	251,380	242,958	251,904	273,226	-	-	-	-
Contribution deficiency/(excess)	487,205	594,709	471,792	615,603	539,600	376,177	-	-	-	-
Covered payroll	14,537,000	14,182,552	14,358,000	14,007,764	13,936,000	13,596,099	-	-	-	-
Contributions as a percentage of covered-payroll	1.32%	1.75%	1.75%	1.73%	1.81%	2.01%	-	-	-	-

**Notes:**

1.) This schedule is intended to show information for 10 years - additional years will be displayed as they become available.

**Notes to Schedule:**

Measurement date:	April 1, 2022
Actuarial valuation date:	March 31, 2023
Actuarial Cost Method:	Entry Age Normal - individual entry age actuarial cost method
Asset valuation:	Market value
Discount rate:	3.65% as of 3/31/2022; 4.20% as of 3/31/2023
Health care cost trend rates:	6.5% per year graded down by the Getzen model to an ultimate rate of 4.14%
Asset valuation method:	Market value of assets
Long-term rate of return:	7.50%
Participation rate	Police & Town: it is assumed 80% of eligible retirees will participate. School: it is assumed 45% of eligible retirees will participate.
Mortality:	2010 Public sector Retirement Plans Mortality table for Teacher, total Public Safety and total General employees populations with MP-2021.

**Schedule of Investment Returns  
Last 10 Fiscal Years  
Scituate OPEB Plan**

	Fiscal Year Ending March 31,									
	2023	2022	2021	2020	2019	2018	2017	2016	2015	2014
Annual money-weighted rate of return, net of investment expense	-7.05%	4.32%	43.07%	-8.49%	5.79%	9.33%	N/A	N/A	N/A	N/A

The money-weighted rate of return considers the changing amounts actually invested during a period and weights the amount of OPEB plan investments by the proportion of time they are available to earn a return during that period.

**TOWN OF SCITUATE, RHODE ISLAND**  
**Notes to Required Supplementary Information**  
**March 31, 2023**

NOTE 1 – Pension Plans Town Police Plan, State of Rhode Island ERS (Teacher) MERS, and TSB

**Town Police Pension Plan:**

***March 31, 2023 measurement date –***

There were no material changes in actuarial methods or assumptions reflected in the calculation of the net pension liability (asset) of the plan as of the March 31, 2023 measurement date compared to the March 31, 2022 measurement date.

As part of the 2021 Actuarial Experience Study for the period ending March 31, 2021, as approved by the Town of Scituate, certain assumptions were modified and reflected in the determination of net pension liability (asset) at the March 31, 2021, measurement date. The following summarizes the more significant changes in assumptions:

- Updated the underlying mortality tables from the RP-2014 set of tables to the public sector-based PUB (10) tables.
- The discount rate for purposes of determining the Net Pension Liability has changed to 6.00% from 7.00%
- The long-term rate of return for investments has changed to 6.00% from 7.00%.

**State of Rhode Island ERS (Teacher) MERS, and TSB**

- The amounts presented for each fiscal year were determined as of the June 30 measurement date prior to the fiscal year end.
- The schedules are intended to show information for 10 years – additional years will be displayed as they become available.
- Employers participating in the State Employee’s Retirement System are required by RI General Laws, Section 36-10-2, to contribute an actuarially determined contribution rate each year.
- Employers participating in the Municipal Employee’s Retirement System are required by RI General Laws, Section 45-21-42, to contribute an actuarially determined contribution rate each year.
- Employers participating in the Teachers’ Survivors Benefit Plan contribute at a rate established by RI General Laws, Section 16-16-35.

***June 30, 2022 measurement date –***

There were no changes in actuarial methods or assumptions reflected in the calculation of the net pension liability (asset) of the plans as of the June 30, 2022 measurement date compared to the June 30, 2021 measurement date.

***June 30, 2021 measurement date –***

There were no changes in actuarial methods or assumptions reflected in the calculation of the net pension liability (asset) of the plans as of the June 30, 2021 measurement date compared to the June 30, 2020 measurement date.

## **SUPPLEMENTARY INFORMATION**

**SUPPLEMENTARY INFORMATION**  
**TOWN OF SCITUATE, RHODE ISLAND**  
**Budgetary Comparison Schedule - General Fund**  
**Schedule of Revenues and Expenditures - Non-GAAP Budgetary Basis**  
**For the Fiscal Year Ended March 31, 2023**

	<u>Original Budget</u>	<u>Revised Budget</u>	<u>Actual</u>	<u>Variance</u>
<b>Revenues</b>				
General property tax	\$ 33,346,428	\$ 33,346,428	\$ 32,511,059	\$ (835,369)
Federal and state aid grants	1,579,283	1,579,283	2,049,290	470,007
Charges for services	1,197,299	1,197,299	1,133,422	(63,877)
Fines and penalties	55,000	55,000	72,119	17,119
Investment and interest income	155,000	155,000	168,743	13,743
Miscellaneous revenue	121,480	121,480	274,600	153,120
<b>Total Revenues</b>	<u>36,454,490</u>	<u>36,454,490</u>	<u>36,209,233</u>	<u>(245,257)</u>
<b>Expenditures</b>				
General government	1,521,713	1,505,313	1,322,310	183,003
Public Safety	4,284,034	4,350,034	4,373,745	(23,711)
Public works	2,582,206	2,835,171	2,910,144	(74,973)
Social services	1,132,935	1,158,385	1,133,525	24,860
Fixed charges and other	3,170,861	3,331,861	3,293,916	37,945
Debt service:				
Principal	1,046,000	1,046,000	1,046,000	-
Interest	489,227	489,227	498,839	(9,612)
School appropriation	21,343,117	21,343,117	21,343,117	-
<b>Total expenditures</b>	<u>35,570,093</u>	<u>36,059,108</u>	<u>35,921,596</u>	<u>137,512</u>
<b>Excess of revenues over expenditures before operating transfers</b>	<u>884,397</u>	<u>395,382</u>	<u>287,637</u>	<u>(107,745)</u>
<b>Other financing sources and uses</b>				
Transfers to other funds	(1,000,000)	(510,985)	(574,575)	(63,590)
Prior year budgeted surplus	115,603	115,603	115,603	-
<b>Total operating transfers</b>	<u>(884,397)</u>	<u>(395,382)</u>	<u>(458,972)</u>	<u>(63,590)</u>
<b>Excess of revenues over (under) expenditures and operating transfers</b>	<u>\$ -</u>	<u>\$ -</u>	<u>\$ (171,335)</u>	<u>\$ (171,335)</u>

**SUPPLEMENTARY INFORMATION**  
**TOWN OF SCITUATE, RHODE ISLAND**  
**Combining Balance Sheet - Non-Major Governmental Funds**  
**March 31, 2023**

	<b>Town Special Revenue Funds</b>	<b>School Special Revenue Funds</b>	<b>Capital Projects Funds</b>	<b>Town Permanent Funds</b>	<b>Total Non-Major Governmental Funds</b>
<b>ASSETS</b>					
Cash and cash equivalents (overdraft)	\$ 588,666	\$ 146,674	\$ 4,136,679	\$ 155,046	\$ 5,027,065
Internal balances	360,309	266,580	2,771,043	-	3,397,932
Due from other governments	-	1,169,406	-	-	1,169,406
Other receivables	161,972	-	-	-	161,972
<b>TOTAL ASSETS</b>	<b>\$ 1,110,947</b>	<b>\$ 1,582,660</b>	<b>\$ 6,907,722</b>	<b>\$ 155,046</b>	<b>\$ 9,756,375</b>
<b>LIABILITIES AND FUND BALANCES</b>					
<b>Liabilities</b>					
Accounts payable and accrued expenses	\$ 47,254	\$ 23,947	\$ 130,802	\$ -	\$ 202,003
Internal balances	-	1,186,315	432,096	-	1,618,411
Unearned revenue	133,506	-	2,732,382	-	2,865,888
<b>Total liabilities</b>	<b>180,760</b>	<b>1,210,262</b>	<b>3,295,280</b>	<b>-</b>	<b>4,686,302</b>
<b>Fund balances</b>					
<i>Nonspendable:</i>					
Cemetery perpetual care	-	-	-	121,031	121,031
<i>Restricted for:</i>					
Educational programs	230,707	386,135	-	-	616,842
Public safety programs	142,650	-	-	-	142,650
Social service programs	265,893	-	-	-	265,893
Records preservation	162,545	-	-	-	162,545
Other programs	1,470	-	-	34,015	35,485
<i>Committed for:</i>					
Open space, park & recreational facilities	119,550	-	-	-	119,550
Other programs	7,372	-	-	-	7,372
<i>Assigned for:</i>					
Capital projects	-	-	4,010,459	-	4,010,459
<i>Unassigned</i>					
	-	(13,737)	(398,017)	-	(411,754)
<b>Total fund balances (deficits)</b>	<b>930,187</b>	<b>372,398</b>	<b>3,612,442</b>	<b>155,046</b>	<b>5,070,073</b>
<b>TOTAL LIABILITIES AND FUND BALANCES</b>	<b>\$ 1,110,947</b>	<b>\$ 1,582,660</b>	<b>\$ 6,907,722</b>	<b>\$ 155,046</b>	<b>\$ 9,756,375</b>



**SUPPLEMENTARY INFORMATION**  
**TOWN OF SCITUATE, RHODE ISLAND**  
**Combining Statement of Revenues, Expenditures and**  
**Changes in Fund Balance - Non-Major Governmental Funds**  
**For the Fiscal Year Ended March 31, 2023**

	<b>Town Special Revenue Funds</b>	<b>School Special Revenue Funds</b>	<b>Capital Projects Funds</b>	<b>Town Permanent Funds</b>	<b>Total Non-Major Governmental Funds</b>
<b>Revenues</b>					
Intergovernmental revenue	\$ 579,150	\$ 2,131,733	\$ 925,564	\$ -	\$ 3,636,447
Charges for service	163,265	-	-	-	163,265
Investment income	401	-	45,067	215	45,683
Contributions and private grants	11,499	-	3,388	-	14,887
Other income	20,508	522,795	109,308	-	652,611
<b>Total revenues</b>	<u>774,823</u>	<u>2,654,528</u>	<u>1,083,327</u>	<u>215</u>	<u>4,512,893</u>
<b>Expenditures</b>					
General government	3,886	-	332,492	-	336,378
Public safety	43,111	-	80,248	-	123,359
Social services	41,951	-	-	-	41,951
Education	390,142	2,595,074	37,030	-	3,022,246
Capital	-	-	1,179,952	-	1,179,952
<b>Total expenditures</b>	<u>479,090</u>	<u>2,595,074</u>	<u>1,629,722</u>	<u>-</u>	<u>4,703,886</u>
<b>Excess (deficiency) of revenues over (under) expenditures before other financing sources (uses)</b>	295,733	59,454	(546,395)	215	(190,993)
<b>Other financing sources (uses)</b>					
Transfers from other funds	-	-	510,900	-	510,900
Issuance of debt	-	-	2,250,000	-	2,250,000
<b>Total other financing sources (uses)</b>	<u>-</u>	<u>-</u>	<u>2,760,900</u>	<u>-</u>	<u>2,760,900</u>
<b>Excess (deficiency) of revenues over (under) expenditures before other financing sources (uses)</b>	<u>295,733</u>	<u>59,454</u>	<u>2,214,505</u>	<u>215</u>	<u>2,569,907</u>
<b>Fund balances - beginning</b>	634,454	312,944	1,397,937	154,831	2,500,166
<b>Fund balances - ending</b>	<u>\$ 930,187</u>	<u>\$ 372,398</u>	<u>\$ 3,612,442</u>	<u>\$ 155,046</u>	<u>\$ 5,070,073</u>

**COMBINING FUND FINANCIAL STATEMENTS -  
NONMAJOR GOVERNMENTAL FUNDS**

**THE FOLLOWING FUNDS OF THE TOWN ARE REPORTED IN THIS  
SECTION:**

**Special Revenue Funds are used to account  
for resources allocated to specific purposes.  
A Special Revenue Fund continues in existence  
as long as governmental resources are allocated  
to its specific purpose.**

*Vital Statistics Surcharge Fund* – established to account for State mandated fees for records restoration.

*Food Service Fund* – accounts for the fees, Federal and State reimbursements and expenditures of the School's food service program.

*Community Development Block Grant* - accounts for activity of the Community Development Block Grant program.

*Substance Abuse Fund* – established to account for the State's Bramley Grant for substance abuse.

*Highway Equipment Fund* – accounts for funds to provide new highway equipment.

*State Asset Forfeiture Fund* – accounts for funds provided by the State for seized properties.

*Animal Adoption Fund* – accounts to provide assistance for animal adoptions.

*Historical Land Records* – established by State law for the preservation of historical public records.

*Recreation Campership Fund* – established to provide recreation program registration fees for needy families.

*Probate Filing Records* – established by State law for maintaining probate court records.

*Federal Asset Forfeiture Fund* – established to account for funds provided by the Federal government from seized properties.

*Animal Health Fund* – established by State law for mandatory spaying and neutering for adopted dogs and cats.

*State Police Computer Grant* – established to account for funds received to upgrade the police department's computer system.

*Police Substance Abuse Fund* – accounts for activity in the DARE program.

*Police Unclaimed Property* – established to account for unclaimed funds held by the police department.

*Senior Center Donations* – established to account for donations to benefit the Town's senior center.

***Human Services Legislative Grant*** – established to account for a human services grant from the State.

***Food Pantry Donations*** – established to account for donations to benefit the Town’s food pantry.

***Senior Center Grants*** – established to account for State grants received for the senior center.

***Emergency Management Grants*** – established to account for State and Federal grants received for emergency management activities.

***Congregational Church Restoration*** – established to account for expenditures for the restoration and care of the Historical Congregation Church.

***Land Dedication Recreation Fund*** – established to account for the fees in lieu of land dedication from subdivisions which will be used for the construction and improvement of Town recreational facilities.

***Green Area Beautification Fund*** – established to account for expenditures for the upkeep and care of Town village greens.

***Main Street Project*** – established to account for funds received for the Main Street Project.

***Cemetery Capital Fee Fund*** – established to account for fees required of developer for the maintenance of historical cemeteries in and around new subdivisions.

***Recording Tech. Scanning Fund*** – established by State law to provide for scanning technology for Town Clerk records.

***Citizens Police Academy Fund*** – established to account for a private grant for the Citizens Police Academy.

***Hazard Mitigation Grant*** – established to mitigate internal and external environmental threats to the Town.

***Opioid Settlement*** – established to account for Town share of State Opioid settlement received for the prevention of substance abuse.

***Miscellaneous Police Grants*** - established to account for miscellaneous police grants for alcohol and traffic safety.

***Police Homeland Security*** – established to provide for the purchase of emergency equipment.

***Animal Shelter Donations*** – established to provide funding for the upgrade of the animal shelter.

***Senior Donation*** – established to provided various services for seniors.

**SUPPLEMENTARY INFORMATION**  
**TOWN OF SCITUATE, RHODE ISLAND**  
**Town Special Revenue Funds**  
**Combining Balance Sheet - Non-Major Governmental Funds**  
**March 31, 2023**

	<u>Vital Statistics Surcharge Fund</u>	<u>Food Service Fund</u>	<u>Community Development Block Grant</u>	<u>Sub. Abuse Fund</u>	<u>Highway Equipment</u>	<u>State Asset Forfeiture Fund</u>	<u>Animal Adoption Fund</u>
<b>ASSETS</b>							
Cash and cash equivalents	\$ 675	\$ 244,023	\$ 20	\$ 185	\$ -	\$ 6,216	\$ 5,608
Internal balances	-	5,472	108,088	22,961	26,310	-	-
Other receivables	-	28,466	133,506	-	-	-	-
<b>TOTAL ASSETS</b>	<u>\$ 675</u>	<u>\$ 277,961</u>	<u>\$ 241,614</u>	<u>\$ 23,146</u>	<u>\$ 26,310</u>	<u>\$ 6,216</u>	<u>\$ 5,608</u>
<b>LIABILITIES AND FUND BALANCES</b>							
<b>Liabilities</b>							
Accounts payable and accrued expenses	\$ -	\$ 47,254	\$ -	\$ -	\$ -	\$ -	\$ -
Unearned revenue	-	-	133,506	-	-	-	-
<b>Total liabilities</b>	<u>-</u>	<u>47,254</u>	<u>133,506</u>	<u>-</u>	<u>-</u>	<u>-</u>	<u>-</u>
<b>Fund balances</b>							
<i>Restricted for:</i>							
Educational programs	-	230,707	-	-	-	-	-
Public safety programs	-	-	-	-	26,310	6,216	5,608
Social service programs	-	-	108,108	23,146	-	-	-
Records preservation	675	-	-	-	-	-	-
Other programs	-	-	-	-	-	-	-
<i>Committed for:</i>							
Open space, park & recreational facilities	-	-	-	-	-	-	-
Other programs	-	-	-	-	-	-	-
<i>Assigned for:</i>							
Capital projects	-	-	-	-	-	-	-
<i>Unassigned</i>	-	-	-	-	-	-	-
<b>Total fund balances (deficits)</b>	<u>675</u>	<u>230,707</u>	<u>108,108</u>	<u>23,146</u>	<u>26,310</u>	<u>6,216</u>	<u>5,608</u>
<b>TOTAL LIABILITIES AND FUND BALANCES</b>	<u>\$ 675</u>	<u>\$ 277,961</u>	<u>\$ 241,614</u>	<u>\$ 23,146</u>	<u>\$ 26,310</u>	<u>\$ 6,216</u>	<u>\$ 5,608</u>

(Continued)

**SUPPLEMENTARY INFORMATION**  
**TOWN OF SCITUATE, RHODE ISLAND**  
**Town Special Revenue Funds**  
**Combining Balance Sheet - Non-Major Governmental Funds**  
**March 31, 2023**

	<u>Historical Land Records</u>	<u>Recreation Camperships Fund</u>	<u>Probate Filing Records</u>	<u>Federal Asset Drug Forfeiture Fund</u>	<u>Animal Health Fund</u>	<u>State Police Computer Grant</u>	<u>Police Substance Abuse Fund</u>
<b>ASSETS</b>							
Cash and cash equivalents	\$ 10,002	\$ 732	\$ 2,269	\$ 29,309	\$ 17,318	\$ 4,219	\$ 4,779
Internal balances	-	1,525	-	-	-	-	-
Other receivables	-	-	-	-	-	-	-
<b>TOTAL ASSETS</b>	<u>\$ 10,002</u>	<u>\$ 2,257</u>	<u>\$ 2,269</u>	<u>\$ 29,309</u>	<u>\$ 17,318</u>	<u>\$ 4,219</u>	<u>\$ 4,779</u>
<b>LIABILITIES AND FUND BALANCES</b>							
<b>Liabilities</b>							
Accounts payable and accrued expenses	\$ -	\$ -	\$ -	\$ -	\$ -	\$ -	\$ -
Unearned revenue	-	-	-	-	-	-	-
<b>Total liabilities</b>	<u>-</u>	<u>-</u>	<u>-</u>	<u>-</u>	<u>-</u>	<u>-</u>	<u>-</u>
<b>Fund balances</b>							
<i>Restricted for:</i>							
Educational programs	-	-	-	-	-	-	-
Public safety programs	-	-	-	29,309	17,318	4,219	4,779
Social service programs	-	2,257	-	-	-	-	-
Records preservation	10,002	-	2,269	-	-	-	-
Other programs	-	-	-	-	-	-	-
<i>Committed for:</i>							
Open space, park & recreational facilities	-	-	-	-	-	-	-
Other programs	-	-	-	-	-	-	-
<i>Assigned for:</i>							
Capital projects	-	-	-	-	-	-	-
<i>Unassigned</i>							
<b>Total fund balances (deficits)</b>	<u>10,002</u>	<u>2,257</u>	<u>2,269</u>	<u>29,309</u>	<u>17,318</u>	<u>4,219</u>	<u>4,779</u>
<b>TOTAL LIABILITIES AND FUND BALANCES</b>	<u>\$ 10,002</u>	<u>\$ 2,257</u>	<u>\$ 2,269</u>	<u>\$ 29,309</u>	<u>\$ 17,318</u>	<u>\$ 4,219</u>	<u>\$ 4,779</u>

(Continued)

**SUPPLEMENTARY INFORMATION**  
**TOWN OF SCITUATE, RHODE ISLAND**  
**Town Special Revenue Funds**  
**Combining Balance Sheet - Non-Major Governmental Funds**  
**March 31, 2023**

	<u>Police Unclaimed Property</u>	<u>Senior Center Donations</u>	<u>Human Service Legislative Grant</u>	<u>Food Pantry Donations</u>	<u>Senior Center Grants</u>	<u>Emergency Management Grants</u>	<u>Congregational Church Restoration</u>
<b>ASSETS</b>							
Cash and cash equivalents	\$ 1,419	\$ -	\$ -	\$ -	\$ -	\$ -	\$ 918
Internal balances	-	2,623	1,171	2,829	9,500	39,006	-
Other receivables	-	-	-	-	-	-	-
<b>TOTAL ASSETS</b>	<u>\$ 1,419</u>	<u>\$ 2,623</u>	<u>\$ 1,171</u>	<u>\$ 2,829</u>	<u>\$ 9,500</u>	<u>\$ 39,006</u>	<u>\$ 918</u>
<b>LIABILITIES AND FUND BALANCES</b>							
<b>Liabilities</b>							
Accounts payable and accrued expenses	\$ -	\$ -	\$ -	\$ -	\$ -	\$ -	\$ -
Unearned revenue	-	-	-	-	-	-	-
<b>Total liabilities</b>	<u>-</u>	<u>-</u>	<u>-</u>	<u>-</u>	<u>-</u>	<u>-</u>	<u>-</u>
<b>Fund balances</b>							
<i>Restricted for:</i>							
Educational programs	-	-	-	-	-	-	-
Public safety programs	1,419	-	-	-	-	39,006	-
Social service programs	-	2,623	1,171	2,829	9,500	-	-
Records preservation	-	-	-	-	-	-	-
Other programs	-	-	-	-	-	-	918
<i>Committed for:</i>							
Open space, park & recreational facilities	-	-	-	-	-	-	-
Other programs	-	-	-	-	-	-	-
<i>Assigned for:</i>							
Capital projects	-	-	-	-	-	-	-
<i>Unassigned</i>	-	-	-	-	-	-	-
<b>Total fund balances (deficits)</b>	<u>1,419</u>	<u>2,623</u>	<u>1,171</u>	<u>2,829</u>	<u>9,500</u>	<u>39,006</u>	<u>918</u>
<b>TOTAL LIABILITIES AND FUND BALANCES</b>	<u>\$ 1,419</u>	<u>\$ 2,623</u>	<u>\$ 1,171</u>	<u>\$ 2,829</u>	<u>\$ 9,500</u>	<u>\$ 39,006</u>	<u>\$ 918</u>

(Continued)

**SUPPLEMENTARY INFORMATION**  
**TOWN OF SCITUATE, RHODE ISLAND**  
**Town Special Revenue Funds**  
**Combining Balance Sheet - Non-Major Governmental Funds**  
**March 31, 2023**

	<u>Land Dedication Recreation Fund</u>	<u>Green Area Beautification</u>	<u>Main Street Project</u>	<u>Cemetery Capital Fee Fund</u>	<u>Recording Technical Scanning Fund</u>	<u>Citizens Police Academy Fund</u>	<u>Hazard Mitigation Grant</u>
<b>ASSETS</b>							
Cash and cash equivalents	\$ 555	\$ 552	\$ -	\$ 7,372	\$ 136,236	\$ -	\$ -
Internal balances	118,995	-	13,363	-	-	-	-
Other receivables	-	-	-	-	-	-	-
<b>TOTAL ASSETS</b>	<u>\$ 119,550</u>	<u>\$ 552</u>	<u>\$ 13,363</u>	<u>\$ 7,372</u>	<u>\$ 136,236</u>	<u>\$ -</u>	<u>\$ -</u>
<b>LIABILITIES AND FUND BALANCES</b>							
<b>Liabilities</b>							
Accounts payable and accrued expenses	\$ -	\$ -	\$ -	\$ -	\$ -	\$ -	\$ -
Unearned revenue	-	-	-	-	-	-	-
<b>Total liabilities</b>	<u>-</u>	<u>-</u>	<u>-</u>	<u>-</u>	<u>-</u>	<u>-</u>	<u>-</u>
<b>Fund balances</b>							
<i>Restricted for:</i>							
Educational programs	-	-	-	-	-	-	-
Public safety programs	-	-	-	-	-	-	-
Social service programs	-	-	-	-	-	-	-
Records preservation	-	-	13,363	-	136,236	-	-
Other programs	-	552	-	-	-	-	-
<i>Committed for:</i>							
Open space, park & recreational facilities	119,550	-	-	-	-	-	-
Other programs	-	-	-	7,372	-	-	-
<i>Unassigned</i>	-	-	-	-	-	-	-
<b>Total fund balances (deficits)</b>	<u>119,550</u>	<u>552</u>	<u>13,363</u>	<u>7,372</u>	<u>136,236</u>	<u>-</u>	<u>-</u>
<b>TOTAL LIABILITIES AND FUND BALANCES</b>	<u>\$ 119,550</u>	<u>\$ 552</u>	<u>\$ 13,363</u>	<u>\$ 7,372</u>	<u>\$ 136,236</u>	<u>\$ -</u>	<u>\$ -</u>

(Continued)

**SUPPLEMENTARY INFORMATION**  
**TOWN OF SCITUATE, RHODE ISLAND**  
**Town Special Revenue Funds**  
**Combining Balance Sheet - Non-Major Governmental Funds**  
**March 31, 2023**

	<u>Opiod Settlement</u>	<u>Misc. Police Grants</u>	<u>Police Homeland Security</u>	<u>Animal Shelter Donations</u>	<u>Senior Donation</u>	<u>Totals</u>
<b>ASSETS</b>						
Cash and cash equivalents	\$ 108,422	\$ -	\$ -	\$ 2,829	\$ 5,008	\$ 588,666
Internal balances	-	8,466	-	-	-	360,309
Other receivables	-	-	-	-	-	161,972
<b>TOTAL ASSETS</b>	<u>\$ 108,422</u>	<u>\$ 8,466</u>	<u>\$ -</u>	<u>\$ 2,829</u>	<u>\$ 5,008</u>	<u>\$ 1,110,947</u>
<b>LIABILITIES AND FUND BALANCES</b>						
<b>Liabilities</b>						
Accounts payable and accrued expenses	\$ -	\$ -	\$ -	\$ -	\$ -	\$ 47,254
Unearned revenue	-	-	-	-	-	133,506
<b>Total liabilities</b>	<u>-</u>	<u>-</u>	<u>-</u>	<u>-</u>	<u>-</u>	<u>180,760</u>
<b>Fund balances</b>						
<i>Restricted for:</i>						
Educational programs	-	-	-	-	-	230,707
Public safety programs	-	8,466	-	-	-	142,650
Social service programs	108,422	-	-	2,829	5,008	265,893
Records preservation	-	-	-	-	-	162,545
Other programs	-	-	-	-	-	1,470
<i>Committed for:</i>						
Open space, park & recreational facilities	-	-	-	-	-	119,550
Other programs	-	-	-	-	-	7,372
<i>Unassigned</i>	-	-	-	-	-	-
<b>Total fund balances (deficits)</b>	<u>108,422</u>	<u>8,466</u>	<u>-</u>	<u>2,829</u>	<u>5,008</u>	<u>930,187</u>
<b>TOTAL LIABILITIES AND FUND BALANCES</b>	<u>\$ 108,422</u>	<u>\$ 8,466</u>	<u>\$ -</u>	<u>\$ 2,829</u>	<u>\$ 5,008</u>	<u>\$ 1,110,947</u>

(Concluded)



**SUPPLEMENTARY INFORMATION**  
**TOWN OF SCITUATE, RHODE ISLAND**  
**Town Special Revenue Funds**  
**Combining Statement of Revenues, Expenditures and**  
**Changes in Fund Balance - Non-Major Governmental Funds**  
**For the Fiscal Year Ended March 31, 2023**

	<u>Vital Statistics Surcharge Fund</u>	<u>Food Service Fund</u>	<u>Community Development Block Grant</u>	<u>Sub. Abuse Fund</u>	<u>Highway Equipment</u>	<u>State Asset Forfeiture Fund</u>	<u>Animal Adoption Fund</u>
<b>Revenues</b>							
Intergovernmental revenue	\$ -	\$ 332,978	\$ -	\$ -	\$ -	\$ -	\$ -
Charges for service	-	140,557	-	-	-	-	735
Investment income	1	-	-	-	-	-	10
Contributions and private grants	-	-	-	-	-	-	7,473
Other income	-	-	-	-	20,000	-	-
<b>Total revenues</b>	<u>1</u>	<u>473,535</u>	<u>-</u>	<u>-</u>	<u>20,000</u>	<u>-</u>	<u>8,218</u>
<b>Expenditures</b>							
General government	-	-	-	-	-	-	-
Public safety	-	-	-	-	-	-	9,662
Social services	-	-	-	-	-	-	-
Education	-	390,142	-	-	-	-	-
<b>Total expenditures</b>	<u>-</u>	<u>390,142</u>	<u>-</u>	<u>-</u>	<u>-</u>	<u>-</u>	<u>9,662</u>
<b>Excess (deficiency) of revenues over (under) expenditures before other financing sources (uses)</b>	1	83,393	-	-	20,000	-	(1,444)
<b>Other financing sources (uses)</b>							
Transfers from (to) other funds	-	-	-	-	-	-	-
<b>Total other financing sources (uses)</b>	<u>-</u>	<u>-</u>	<u>-</u>	<u>-</u>	<u>-</u>	<u>-</u>	<u>-</u>
<b>Excess of revenues and other sources over (under) expenditures</b>	1	83,393	-	-	20,000	-	(1,444)
<b>Fund balances - beginning</b>	674	147,314	108,108	23,146	6,310	6,216	7,052
<b>Fund balances - ending</b>	<u>\$ 675</u>	<u>\$ 230,707</u>	<u>\$ 108,108</u>	<u>\$ 23,146</u>	<u>\$ 26,310</u>	<u>\$ 6,216</u>	<u>\$ 5,608</u>

(Continued)

**SUPPLEMENTARY INFORMATION**  
**TOWN OF SCITUATE, RHODE ISLAND**  
**Town Special Revenue Funds**  
**Combining Statement of Revenues, Expenditures and**  
**Changes in Fund Balance - Non-Major Governmental Funds**  
**For the Fiscal Year Ended March 31, 2023**

	Historical Land Records	Recreation Camperships Fund	Probate Filing Records	Federal Asset Drug Forfeiture Fund	Animal Health Fund	State Police Computer Grant	Police Substance Abuse Fund
<b>Revenues</b>							
Intergovernmental revenue	\$ -	\$ -	\$ -	\$ -	\$ -	\$ -	\$ -
Charges for service	1,865	-	-	-	1,150	-	-
Investment income	13	1	3	-	24	6	7
Contributions and private grants	-	-	-	-	-	-	-
Other income	-	-	106	-	-	-	-
<b>Total revenues</b>	<u>1,878</u>	<u>1</u>	<u>109</u>	<u>-</u>	<u>1,174</u>	<u>6</u>	<u>7</u>
<b>Expenditures</b>							
General government	-	-	-	-	-	-	-
Public safety	-	-	-	-	750	-	-
Social services	-	-	-	-	-	-	-
Education	-	-	-	-	-	-	-
<b>Total expenditures</b>	<u>-</u>	<u>-</u>	<u>-</u>	<u>-</u>	<u>750</u>	<u>-</u>	<u>-</u>
<b>Excess (deficiency) of revenues over (under)</b> <b>expenditures before other financing sources (uses)</b>	1,878	1	109	-	424	6	7
<b>Other financing sources (uses)</b>							
Transfers from (to) other funds	-	-	-	-	-	-	-
<b>Total other financing sources (uses)</b>	<u>-</u>	<u>-</u>	<u>-</u>	<u>-</u>	<u>-</u>	<u>-</u>	<u>-</u>
<b>Excess of revenues and other sources</b> <b>over (under) expenditures</b>	1,878	1	109	-	424	6	7
<b>Fund balances - beginning</b>	8,124	2,256	2,160	29,309	16,894	4,213	4,772
<b>Fund balances - ending</b>	<u>\$ 10,002</u>	<u>\$ 2,257</u>	<u>\$ 2,269</u>	<u>\$ 29,309</u>	<u>\$ 17,318</u>	<u>\$ 4,219</u>	<u>\$ 4,779</u>

(Continued)

**SUPPLEMENTARY INFORMATION**  
**TOWN OF SCITUATE, RHODE ISLAND**  
**Town Special Revenue Funds**  
**Combining Statement of Revenues, Expenditures and**  
**Changes in Fund Balance - Non-Major Governmental Funds**  
**For the Fiscal Year Ended March 31, 2023**

	<b>Police Unclaimed Property</b>	<b>Senior Center Donations</b>	<b>Human Service Legislative Grant</b>	<b>Food Pantry Donations</b>	<b>Senior Center Grants</b>	<b>Emergency Management Grants</b>	<b>Congregational Church Restoration</b>
<b>Revenues</b>							
Intergovernmental revenue	\$ -	\$ -	\$ -	\$ -	\$ 21,663	\$ 46,540	\$ -
Charges for service	-	-	-	-	-	-	-
Investment income	2	-	-	-	-	-	2
Contributions and private grants	-	426	-	3,600	-	-	-
Other income	-	-	-	-	-	-	-
<b>Total revenues</b>	<u>2</u>	<u>426</u>	<u>-</u>	<u>3,600</u>	<u>21,663</u>	<u>46,540</u>	<u>2</u>
<b>Expenditures</b>							
General government	-	-	-	-	-	-	689
Public safety	-	-	-	-	-	22,859	-
Social services	-	124	5,894	8,187	27,746	-	-
Education	-	-	-	-	-	-	-
<b>Total expenditures</b>	<u>-</u>	<u>124</u>	<u>5,894</u>	<u>8,187</u>	<u>27,746</u>	<u>22,859</u>	<u>689</u>
<b>Excess (deficiency) of revenues over (under) expenditures before other financing sources (uses)</b>	2	302	(5,894)	(4,587)	(6,083)	23,681	(687)
<b>Other financing sources (uses)</b>							
Transfers from (to) other funds	-	-	-	-	-	(21,085)	-
<b>Total other financing sources (uses)</b>	<u>-</u>	<u>-</u>	<u>-</u>	<u>-</u>	<u>-</u>	<u>(21,085)</u>	<u>-</u>
<b>Excess of revenues and other sources over (under) expenditures</b>	2	302	(5,894)	(4,587)	(6,083)	2,596	(687)
<b>Fund balances - beginning</b>	1,417	2,321	7,065	7,416	15,583	36,410	1,605
<b>Fund balances - ending</b>	<u>\$ 1,419</u>	<u>\$ 2,623</u>	<u>\$ 1,171</u>	<u>\$ 2,829</u>	<u>\$ 9,500</u>	<u>\$ 39,006</u>	<u>\$ 918</u>

(Continued)

**SUPPLEMENTARY INFORMATION**  
**TOWN OF SCITUATE, RHODE ISLAND**  
**Town Special Revenue Funds**  
**Combining Statement of Revenues, Expenditures and**  
**Changes in Fund Balance - Non-Major Governmental Funds**  
**For the Fiscal Year Ended March 31, 2023**

	<b>Land Dedication Recreation Fund</b>	<b>Green Area Beautification</b>	<b>Main Street Project</b>	<b>Cemetery Capital Fee Fund</b>	<b>Recording Technical Scanning Fund</b>	<b>Citizens Police Academy Fund</b>	<b>Hazard Mitigation Grant</b>
<b>Revenues</b>							
Intergovernmental revenue	\$ -	\$ -	\$ 77,625	\$ -	\$ -	\$ -	\$ -
Charges for service	-	-	-	-	10,408	-	-
Investment income	1	1	-	10	185	-	-
Contributions and private grants	-	-	-	-	-	-	-
Other income	-	-	-	-	-	402	-
<b>Total revenues</b>	<u>1</u>	<u>1</u>	<u>77,625</u>	<u>10</u>	<u>10,593</u>	<u>402</u>	<u>-</u>
<b>Expenditures</b>							
General government	-	-	-	-	3,197	-	-
Public safety	-	-	-	-	-	-	-
Social services	-	-	-	-	-	-	-
Education	-	-	-	-	-	-	-
<b>Total expenditures</b>	<u>-</u>	<u>-</u>	<u>-</u>	<u>-</u>	<u>3,197</u>	<u>-</u>	<u>-</u>
<b>Excess (deficiency) of revenues over (under) expenditures before other financing sources (uses)</b>	1	1	77,625	10	7,396	402	-
<b>Other financing sources (uses)</b>							
Transfers from (to) other funds	-	-	-	-	-	-	2,777
<b>Total other financing sources (uses)</b>	<u>-</u>	<u>-</u>	<u>-</u>	<u>-</u>	<u>-</u>	<u>-</u>	<u>2,777</u>
<b>Excess of revenues and other sources over (under) expenditures</b>	1	1	77,625	10	7,396	402	2,777
<b>Fund balances - beginning</b>	119,549	551	(64,262)	7,362	128,840	(402)	(2,777)
<b>Fund balances - ending</b>	<u>\$ 119,550</u>	<u>\$ 552</u>	<u>\$ 13,363</u>	<u>\$ 7,372</u>	<u>\$ 136,236</u>	<u>\$ -</u>	<u>\$ -</u>

(Continued)

**SUPPLEMENTARY INFORMATION**  
**TOWN OF SCITUATE, RHODE ISLAND**  
**Town Special Revenue Funds**  
**Combining Statement of Revenues, Expenditures and**  
**Changes in Fund Balance - Non-Major Governmental Funds**  
**For the Fiscal Year Ended March 31, 2023**

	<u>Opioid Settlement</u>	<u>Misc. Police Grants</u>	<u>Police Homeland Security</u>	<u>Animal Shelter Donations</u>	<u>Senior Donation</u>	<u>Totals</u>
<b>Revenues</b>						
Intergovernmental revenue	\$ 100,344	\$ -	\$ -	\$ -	\$ -	\$ 579,150
Charges for service	-	8,550	-	-	-	163,265
Investment income	124	-	-	4	7	401
Contributions and private grants	-	-	-	-	-	11,499
Other income	-	-	-	-	-	20,508
<b>Total revenues</b>	<u>100,468</u>	<u>8,550</u>	<u>-</u>	<u>4</u>	<u>7</u>	<u>774,823</u>
<b>Expenditures</b>						
General government	-	-	-	-	-	3,886
Public safety	-	8,550	-	1,290	-	43,111
Social services	-	-	-	-	-	41,951
Education	-	-	-	-	-	390,142
<b>Total expenditures</b>	<u>-</u>	<u>8,550</u>	<u>-</u>	<u>1,290</u>	<u>-</u>	<u>479,090</u>
<b>Excess (deficiency) of revenues over (under) expenditures before other financing sources (uses)</b>	100,468	-	-	(1,286)	7	295,733
<b>Other financing sources (uses)</b>						
Transfers from (to) other funds	-	-	18,308	-	-	-
<b>Total other financing sources (uses)</b>	<u>-</u>	<u>-</u>	<u>18,308</u>	<u>-</u>	<u>-</u>	<u>-</u>
<b>Excess of revenues and other sources over (under) expenditures</b>	<u>100,468</u>	<u>-</u>	<u>18,308</u>	<u>(1,286)</u>	<u>7</u>	<u>295,733</u>
<b>Fund balances - beginning</b>	7,954	8,466	(18,308)	4,115	5,001	634,454
<b>Fund balances - ending</b>	<u>\$ 108,422</u>	<u>\$ 8,466</u>	<u>\$ -</u>	<u>\$ 2,829</u>	<u>\$ 5,008</u>	<u>\$ 930,187</u>

(Concluded)

**SUPPLEMENTARY INFORMATION**  
**TOWN OF SCITUATE, RHODE ISLAND**  
**School Special Revenue Restricted Funds**  
**Combining Balance Sheet - Non-Major Governmental Funds**  
**March 31, 2023**

	<u>IDEA Preschool</u>	<u>IDEA Part B</u>	<u>Title I</u>	<u>Title II</u>	<u>Art Festival</u>	<u>Spark Grant</u>	<u>Language Assistance</u>
<b>ASSETS</b>							
Cash and cash equivalents (overdraft)	\$ -	\$ -	\$ -	\$ -	\$ 934	\$ 3,431	\$ -
Due from other governments	-	225,424	96,424	-	-	-	-
Internal balances	23,947	-	-	-	-	-	3,075
<b>TOTAL ASSETS</b>	<u>\$ 23,947</u>	<u>\$ 225,424</u>	<u>\$ 96,424</u>	<u>\$ -</u>	<u>\$ 934</u>	<u>\$ 3,431</u>	<u>\$ 3,075</u>
<b>d</b>							
<b>LIABILITIES AND FUND BALANCES</b>							
<b>Liabilities</b>							
Accounts payable and accrued expenses	\$ 23,947	\$ -	\$ -	\$ -	\$ -	\$ -	\$ -
Internal balances	-	225,424	96,424	-	-	3,431	-
<b>Total liabilities</b>	<u>23,947</u>	<u>225,424</u>	<u>96,424</u>	<u>-</u>	<u>-</u>	<u>3,431</u>	<u>-</u>
<b>Fund balances</b>							
<i>Restricted for:</i>							
Educational programs	-	-	-	-	934	-	3,075
<i>Unassigned</i>	-	-	-	-	-	-	-
<b>Total fund balances (deficit)</b>	<u>-</u>	<u>-</u>	<u>-</u>	<u>-</u>	<u>934</u>	<u>-</u>	<u>3,075</u>
<b>TOTAL LIABILITIES AND FUND BALANCES</b>	<u>\$ 23,947</u>	<u>\$ 225,424</u>	<u>\$ 96,424</u>	<u>\$ -</u>	<u>\$ 934</u>	<u>\$ 3,431</u>	<u>\$ 3,075</u>

(Continued)

**SUPPLEMENTARY INFORMATION**  
**TOWN OF SCITUATE, RHODE ISLAND**  
**School Special Revenue Restricted Funds**  
**Combining Balance Sheet - Non-Major Governmental Funds**  
**March 31, 2023**

	<u>Prevention Partnership</u>	<u>Champlin Grant</u>	<u>CTE Categorical Fund</u>	<u>RI Learning</u>	<u>Amica</u>	<u>Civics Grant</u>	<u>RI Foundation Scholarship</u>
<b>ASSETS</b>							
Cash and cash equivalents (overdraft)	\$ 992	\$ -	\$ -	\$ -	\$ 1,672	\$ -	\$ -
Due from other governments	-	-	-	-	-	-	-
Internal balances	1,041	2,274	27,905	-	-	-	123,688
<b>TOTAL ASSETS</b>	<u>\$ 2,033</u>	<u>\$ 2,274</u>	<u>\$ 27,905</u>	<u>\$ -</u>	<u>\$ 1,672</u>	<u>\$ -</u>	<u>\$ 123,688</u>
<b>LIABILITIES AND FUND BALANCES</b>							
<b>Liabilities</b>							
Accounts payable and accrued expenses	\$ -	\$ -	\$ -	\$ -	\$ -	\$ -	\$ -
Internal balances	-	-	-	-	-	1,676	-
<b>Total liabilities</b>	<u>-</u>	<u>-</u>	<u>-</u>	<u>-</u>	<u>-</u>	<u>1,676</u>	<u>-</u>
<b>Fund balances</b>							
<i>Restricted for:</i>							
Educational programs	2,033	2,274	27,905	-	1,672	-	123,688
<i>Unassigned</i>	-	-	-	-	-	(1,676)	-
<b>Total fund balances (deficit)</b>	<u>2,033</u>	<u>2,274</u>	<u>27,905</u>	<u>-</u>	<u>1,672</u>	<u>(1,676)</u>	<u>123,688</u>
<b>TOTAL LIABILITIES AND FUND BALANCES</b>	<u>\$ 2,033</u>	<u>\$ 2,274</u>	<u>\$ 27,905</u>	<u>\$ -</u>	<u>\$ 1,672</u>	<u>\$ -</u>	<u>\$ 123,688</u>

(Continued)

**SUPPLEMENTARY INFORMATION  
TOWN OF SCITUATE, RHODE ISLAND  
School Special Revenue Restricted Funds  
Combining Balance Sheet - Non-Major Governmental Funds  
March 31, 2023**

	<u>FAA Gentian</u>	<u>Title IV Competitive</u>	<u>RI School Based Mental Health Fund</u>	<u>ESSER II</u>	<u>Tufts University Fund</u>	<u>Student Activities</u>	<u>Stem Mini Grant</u>
<b>ASSETS</b>							
Cash and cash equivalents (overdraft)	\$ 1,000	\$ -	\$ -	\$ -	\$ -	\$ 138,645	\$ -
Due from other governments	-	9,875	79,672	-	11,092	-	-
Internal balances	-	-	-	-	-	-	676
<b>TOTAL ASSETS</b>	<u>\$ 1,000</u>	<u>\$ 9,875</u>	<u>\$ 79,672</u>	<u>\$ -</u>	<u>\$ 11,092</u>	<u>\$ 138,645</u>	<u>\$ 676</u>
<b>LIABILITIES AND FUND BALANCES</b>							
<b>Liabilities</b>							
Accounts payable and accrued expenses	\$ -	\$ -	\$ -	\$ -	\$ -	\$ -	\$ -
Internal balances	-	9,875	80,464	9,233	10,833	-	-
<b>Total liabilities</b>	<u>-</u>	<u>9,875</u>	<u>80,464</u>	<u>9,233</u>	<u>10,833</u>	<u>-</u>	<u>-</u>
<b>Fund balances</b>							
<i>Restricted for:</i>							
Educational programs	1,000	-	-	-	259	138,645	676
<i>Unassigned</i>	-	-	(792)	(9,233)	-	-	-
<b>Total fund balances (deficit)</b>	<u>1,000</u>	<u>-</u>	<u>(792)</u>	<u>(9,233)</u>	<u>259</u>	<u>138,645</u>	<u>676</u>
<b>TOTAL LIABILITIES AND FUND BALANCES</b>	<u>\$ 1,000</u>	<u>\$ 9,875</u>	<u>\$ 79,672</u>	<u>\$ -</u>	<u>\$ 11,092</u>	<u>\$ 138,645</u>	<u>\$ 676</u>

(Continued)



**SUPPLEMENTARY INFORMATION**  
**TOWN OF SCITUATE, RHODE ISLAND**  
**School Special Revenue Restricted Funds**  
**Combining Balance Sheet - Non-Major Governmental Funds**  
**March 31, 2023**

	<u>RI Foundation Grant</u>	<u>Perkins</u>	<u>ESSER III</u>	<u>Impact Fees</u>	<u>Special Projects</u>	<u>ARP - IDEA Part B</u>	<u>ARP - IDEA Pre K</u>
<b>ASSETS</b>							
Cash and cash equivalents (overdraft)	\$ -	\$ -	\$ -	\$ -	\$ -	\$ -	\$ -
Due from other governments	-	18,914	592,976	-	-	41,427	8,942
Internal balances	-	-	-	83,554	-	-	-
<b>TOTAL ASSETS</b>	<u>\$ -</u>	<u>\$ 18,914</u>	<u>\$ 592,976</u>	<u>\$ 83,554</u>	<u>\$ -</u>	<u>\$ 41,427</u>	<u>\$ 8,942</u>
<b>LIABILITIES AND FUND BALANCES</b>							
<b>Liabilities</b>							
Accounts payable and accrued expenses	\$ -	\$ -	\$ -	\$ -	\$ -	\$ -	\$ -
Internal balances	419	18,914	592,976	-	171	41,427	8,942
<b>Total liabilities</b>	<u>419</u>	<u>18,914</u>	<u>592,976</u>	<u>-</u>	<u>171</u>	<u>41,427</u>	<u>8,942</u>
<b>Fund balances</b>							
<i>Restricted for:</i>							
Educational programs	-	-	-	83,554	-	-	-
<i>Unassigned</i>	(419)	-	-	-	(171)	-	-
<b>Total fund balances (deficit)</b>	<u>(419)</u>	<u>-</u>	<u>-</u>	<u>83,554</u>	<u>(171)</u>	<u>-</u>	<u>-</u>
<b>TOTAL LIABILITIES AND FUND BALANCES</b>	<u>\$ -</u>	<u>\$ 18,914</u>	<u>\$ 592,976</u>	<u>\$ 83,554</u>	<u>\$ -</u>	<u>\$ 41,427</u>	<u>\$ 8,942</u>

(Continued)

**SUPPLEMENTARY INFORMATION**  
**TOWN OF SCITUATE, RHODE ISLAND**  
**School Special Revenue Restricted Funds**  
**Combining Balance Sheet - Non-Major Governmental Funds**  
**March 31, 2023**

	<u>USDA Kitchen Equipment</u>	<u>ELC Grant</u>	<u>CTE Trust Odd Year</u>	<u>Sch Building Authority Capital Fund</u>	<u>Arts Grant</u>	<u>Totals</u>
<b>ASSETS</b>						
Cash and cash equivalents (overdraft)	\$ -	\$ -	\$ -	\$ -	\$ -	\$ 146,674
Due from other governments	-	-	-	50,422	34,238	1,169,406
Internal balances	-	-	420	-	-	266,580
<b>TOTAL ASSETS</b>	<u>\$ -</u>	<u>\$ -</u>	<u>\$ 420</u>	<u>\$ 50,422</u>	<u>\$ 34,238</u>	<u>\$ 1,582,660</u>
<b>LIABILITIES AND FUND BALANCES</b>						
<b>Liabilities</b>						
Accounts payable and accrued expenses	\$ -	\$ -	\$ -	\$ -	\$ -	23,947
Internal balances	-	1,446	-	50,422	34,238	1,186,315
<b>Total liabilities</b>	<u>-</u>	<u>1,446</u>	<u>-</u>	<u>50,422</u>	<u>34,238</u>	<u>1,210,262</u>
<b>Fund balances</b>						
<i>Restricted for:</i>						
Educational programs	-	-	420	-	-	386,135
<i>Unassigned</i>	-	(1,446)	-	-	-	(13,737)
<b>Total fund balances (deficit)</b>	<u>-</u>	<u>(1,446)</u>	<u>420</u>	<u>-</u>	<u>-</u>	<u>372,398</u>
<b>TOTAL LIABILITIES AND FUND BALANCES</b>	<u>\$ -</u>	<u>\$ -</u>	<u>\$ 420</u>	<u>\$ 50,422</u>	<u>\$ 34,238</u>	<u>\$ 1,582,660</u>

(Concluded)

**SUPPLEMENTARY INFORMATION  
TOWN OF SCITUATE, RHODE ISLAND  
School Special Revenue Restricted Funds  
Combining Statement of Revenues, Expenditures and  
Changes in Fund Balances - Non-Major Governmental Funds  
For the Fiscal Year Ended March 31, 2023**

	<u>IDEA Preschool</u>	<u>IDEA Part B</u>	<u>Title I</u>	<u>Title II</u>	<u>Art Festival</u>	<u>Spark Grant</u>	<u>Language Assistance</u>
<b>Revenues</b>							
Intergovernmental revenue	\$ 16,876	\$ 473,601	\$ 319,527	\$ -	\$ -	\$ -	\$ -
Other	-	-	-	-	-	-	-
<b>Total revenues</b>	<u>16,876</u>	<u>473,601</u>	<u>319,527</u>	<u>-</u>	<u>-</u>	<u>-</u>	<u>-</u>
<b>Expenditures</b>							
Education	16,876	473,601	319,527	-	-	-	-
<b>Total expenditures</b>	<u>16,876</u>	<u>473,601</u>	<u>319,527</u>	<u>-</u>	<u>-</u>	<u>-</u>	<u>-</u>
<b>Excess revenues over (under) expenditures</b>	-	-	-	-	-	-	-
<b>Fund balances - beginning - restated</b>	-	-	-	-	934	-	3,075
<b>Fund balances - ending</b>	<u>\$ -</u>	<u>\$ -</u>	<u>\$ -</u>	<u>\$ -</u>	<u>\$ 934</u>	<u>\$ -</u>	<u>\$ 3,075</u>

(Continued)

**SUPPLEMENTARY INFORMATION**  
**TOWN OF SCITUATE, RHODE ISLAND**  
**School Special Revenue Restricted Funds**  
**Combining Statement of Revenues, Expenditures and**  
**Changes in Fund Balances - Non-Major Governmental Funds**  
**For the Fiscal Year Ended March 31, 2023**

	<u>Prevention Partnership</u>	<u>Champlin Grant</u>	<u>CTE Categorical Fund</u>	<u>RI Learning Grant</u>	<u>Amica</u>	<u>Civics Grant</u>	<u>RI Foundation Scholarship</u>
<b>Revenues</b>							
Intergovernmental revenue	\$ -	\$ -	\$ 77,428	\$ -	\$ -	\$ -	\$ -
Other	-	-	-	-	-	-	79,521
<b>Total revenues</b>	<u>-</u>	<u>-</u>	<u>77,428</u>	<u>-</u>	<u>-</u>	<u>-</u>	<u>79,521</u>
<b>Expenditures</b>							
Education	-	50,918	49,523	7	-	-	76,382
<b>Total expenditures</b>	<u>-</u>	<u>50,918</u>	<u>49,523</u>	<u>7</u>	<u>-</u>	<u>-</u>	<u>76,382</u>
<b>Excess revenues over (under) expenditures</b>	-	(50,918)	27,905	(7)	-	-	3,139
<b>Fund balances - beginning - restated</b>	<u>2,033</u>	<u>53,192</u>	<u>-</u>	<u>7</u>	<u>1,672</u>	<u>(1,676)</u>	<u>120,549</u>
<b>Fund balances - ending</b>	<u>\$ 2,033</u>	<u>\$ 2,274</u>	<u>\$ 27,905</u>	<u>\$ -</u>	<u>\$ 1,672</u>	<u>\$ (1,676)</u>	<u>\$ 123,688</u>

(Continued)

**SUPPLEMENTARY INFORMATION**  
**TOWN OF SCITUATE, RHODE ISLAND**  
**School Special Revenue Restricted Funds**  
**Combining Statement of Revenues, Expenditures and**  
**Changes in Fund Balances - Non-Major Governmental Funds**  
**For the Fiscal Year Ended March 31, 2023**

	<u>FAA Gentian</u>	<u>Title IV Competitive</u>	<u>RI School Based Mental Health Fund</u>	<u>ESSER II</u>	<u>Tufts University</u>	<u>Student Activities</u>	<u>Stem Mini Grant</u>
<b>Revenues</b>							
Intergovernmental revenue	\$ -	\$ 9,875	\$ 194,531	\$ 193,167	\$ -	\$ -	\$ 7,336
Other	-	-	-	-	11,587	182,027	-
<b>Total revenues</b>	<u>-</u>	<u>9,875</u>	<u>194,531</u>	<u>193,167</u>	<u>11,587</u>	<u>182,027</u>	<u>7,336</u>
<b>Expenditures</b>							
Education	-	9,875	194,531	202,400	10,668	179,307	6,660
<b>Total expenditures</b>	<u>-</u>	<u>9,875</u>	<u>194,531</u>	<u>202,400</u>	<u>10,668</u>	<u>179,307</u>	<u>6,660</u>
<b>Excess revenues over (under) expenditures</b>	-	-	-	(9,233)	919	2,720	676
<b>Fund balances - beginning - restated</b>	<u>1,000</u>	<u>-</u>	<u>(792)</u>	<u>-</u>	<u>(660)</u>	<u>135,925</u>	<u>-</u>
<b>Fund balances - ending</b>	<u>\$ 1,000</u>	<u>\$ -</u>	<u>\$ (792)</u>	<u>\$ (9,233)</u>	<u>\$ 259</u>	<u>\$ 138,645</u>	<u>\$ 676</u>

(Continued)

**SUPPLEMENTARY INFORMATION**  
**TOWN OF SCITUATE, RHODE ISLAND**  
**School Special Revenue Restricted Funds**  
**Combining Statement of Revenues, Expenditures and**  
**Changes in Fund Balances - Non-Major Governmental Funds**  
**For the Fiscal Year Ended March 31, 2023**

	<u>RI Foundation Grant</u>	<u>Perkins</u>	<u>ESSER III</u>	<u>Impact Fees</u>	<u>Special Projects</u>	<u>ARP - IDEA Part B</u>	<u>ARP - IDEA Pre K</u>
<b>Revenues</b>							
Intergovernmental revenue	\$ -	\$ 41,665	\$ 731,922	\$ -	\$ -	\$ 14,914	\$ 3,756
Other	-	-	-	165,000	-	-	-
<b>Total revenues</b>	<u>-</u>	<u>41,665</u>	<u>731,922</u>	<u>165,000</u>	<u>-</u>	<u>14,914</u>	<u>3,756</u>
<b>Expenditures</b>							
Education	-	41,665	731,922	81,446	-	14,914	3,756
<b>Total expenditures</b>	<u>-</u>	<u>41,665</u>	<u>731,922</u>	<u>81,446</u>	<u>-</u>	<u>14,914</u>	<u>3,756</u>
<b>Excess revenues over (under) expenditures</b>	-	-	-	83,554	-	-	-
<b>Fund balances - beginning - restated</b>	(419)	-	-	-	(171)	-	-
<b>Fund balances - ending</b>	<u>\$ (419)</u>	<u>\$ -</u>	<u>\$ -</u>	<u>\$ 83,554</u>	<u>\$ (171)</u>	<u>\$ -</u>	<u>\$ -</u>

(Continued)

**SUPPLEMENTARY INFORMATION  
TOWN OF SCITUATE, RHODE ISLAND  
School Special Revenue Restricted Funds  
Combining Statement of Revenues, Expenditures and  
Changes in Fund Balances - Non-Major Governmental Funds  
For the Fiscal Year Ended March 31, 2023**

	<u>USDA Kitchen Equipment</u>	<u>ELC Grant</u>	<u>CTE Trust Odd Year</u>	<u>Sch Building Authority Capital Fund</u>	<u>Arts Grant</u>	<u>Totals</u>
<b>Revenues</b>						
Intergovernmental revenue	\$ 6,333	\$ 40,383	\$ 420	\$ -	\$ -	\$ 2,131,733
Other	-	-	-	50,422	34,238	522,795
<b>Total revenues</b>	<u>6,333</u>	<u>40,383</u>	<u>420</u>	<u>50,422</u>	<u>34,238</u>	<u>2,654,528</u>
<b>Expenditures</b>						
Education	6,333	40,104	-	50,422	34,238	2,595,074
<b>Total expenditures</b>	<u>6,333</u>	<u>40,104</u>	<u>-</u>	<u>50,422</u>	<u>34,238</u>	<u>2,595,074</u>
<b>Excess revenues over (under) expenditures</b>	-	279	420	-	-	59,454
<b>Fund balances - beginning - restated</b>	-	(1,725)	-	-	-	312,944
<b>Fund balances - ending</b>	<u>\$ -</u>	<u>\$ (1,446)</u>	<u>\$ 420</u>	<u>\$ -</u>	<u>\$ -</u>	<u>\$ 372,398</u>

(Concluded)

**The Capital Projects Fund account for all resources used for the acquisition and/or construction of capital items by the Town and School except those financed by the Proprietary Fund or Trust Fund types.**

***Highway Department Capital Escrow*** – established to account for the Highway Department capital program.

***School Ballfield Fund*** – established to account for additional renovations to the School Department's ballfield.

***School Capital Construction Fund*** – established to account for non-bonded School construction projects.

***Highway Bridges Special Projects*** – established to account for the reconstruction and maintenance of bridges and other special projects.

***Police Vehicles Capital Fund***- established to account for the purchase and maintenance of new police vehicles.

***Open Space*** – established to account for the purchase and maintenance of open space in Town.

***Chopmist Hill Renovation Fund*** – established to account for bonded capital expenditures related to the renovation of the Chopmist Hill Inn.

***2019 Capital Bond Fund*** – established to account for new bond proceeds for the purchase of capital equipment.

***Public Works/Safety Bond Fund*** – established to account for bonded capital expenditures for public works and public safety.

***2.8M Bond Fund*** – established to account for bonded capital expenditures related to the Town's schools.

***Building Inspector Vehicle Fund*** – established to reserve funds for purchase of future building inspector vehicle(s).

***Animal Shelter Bond Fund*** – established to account for bonded capital expenditures related to improvements to the Town's animal shelter.

***Town Properties Building Fund*** – established to account for the construction of a Town properties building.

***Congregational Church Restoration Fund*** – established to collect funding for church restoration.

***2009 School Bond Fund*** – established to account for School capital expenditures funded through a bond from RIHEBC.

***RIHEBC School Bond Fund*** – established to account for bonded capital expenditures related to the Town's schools.



**Computer Upgrade** – accounts for the expenditures associated with the upgrade of the Town’s computer system.

**Recreation Capital Fund** – established to provide for future recreational capital expenditures.

**K-9 Truck Capital Fund** – accounts for the purchase and maintenance of an animal control vehicle.

**Police Vehicle Escrow** – established to account for the purchase and maintenance of police vehicles outside of the original five-year vehicle replacement plan.

**Capital Assets Fund** – accounts for expenditure associated with the purchase of new capital asset software and the related conversion costs.

**Police Station Fund** – established to account for expenditures to investigate building a new police station versus improving the existing building.

**Fire Department Capital Fund** – established to account for bond proceeds and Town appropriations devoted to financing Fire Department capital expenditures.

**American Rescue Plan** – established to account for funding projects for funds provided by the federal government through the American Rescue Plan.

**Fire Department Communication Equipment Fund** – established to reserve future funding for fire department equipment.

**Town Hall IT Fund** – established to reserve future funding for the town hall technology upgrades.

**Police Vehicle Capital Fund** – established to reserve funding for purchase of future police vehicles.

**2018 Highway/Fire Bond Fund** – established to account for new bond proceeds for the purchase of capital equipment.

**New Police Station Bond Fund** – established to account for the new bond proceeds for the construction of the new police station.

**School Housing Aid** – established to account for state aid to offset the future cost of school department capital expenditures.

**2022 \$2.25M Bond Fund** – This bond fund will be used to fund both Public Safety and School Department initiatives.

**School Capital Construction Fund** – established to account for non-bonded School construction projects.

**SUPPLEMENTARY INFORMATION**  
**TOWN OF SCITUATE, RHODE ISLAND**  
**Capital Projects Funds**  
**Combining Balance Sheet - Non-Major Governmental Funds**  
**March 31, 2023**

	<u>Highway Department Capital Escrow</u>	<u>School Ball Field Fund</u>	<u>School Capital Construction Fund</u>	<u>Highway Bridges Special Projects Fund</u>	<u>Police Vehicles Capital Fund</u>	<u>Open Space</u>	<u>Chopmist Hill Renovation Fund</u>	<u>2019 Capital Bond Fund</u>
<b>ASSETS</b>								
Cash and cash equivalents	\$ 119,885	\$ 637	\$ 306	\$ 12,188	\$ -	\$ 123,004	\$ -	\$ 105,002
Internal balances	449,550	-	-	-	17,581	-	22	-
<b>TOTAL ASSETS</b>	<u>\$ 569,435</u>	<u>\$ 637</u>	<u>\$ 306</u>	<u>\$ 12,188</u>	<u>\$ 17,581</u>	<u>\$ 123,004</u>	<u>\$ 22</u>	<u>\$ 105,002</u>
<b>LIABILITIES AND FUND BALANCES</b>								
<b>Liabilities</b>								
Accounts payable	\$ -	\$ -	\$ -	\$ -	\$ -	\$ -	\$ -	\$ -
Internal balances	-	-	-	-	-	-	-	23,000
Unearned revenues	-	-	-	-	-	-	-	-
<b>Total liabilities</b>	<u>-</u>	<u>-</u>	<u>-</u>	<u>-</u>	<u>-</u>	<u>-</u>	<u>-</u>	<u>23,000</u>
<b>Fund balances</b>								
Assigned for:								
Capital projects	569,435	637	306	12,188	17,581	123,004	22	82,002
Unassigned for:	-	-	-	-	-	-	-	-
<b>Total fund balances (deficit)</b>	<u>569,435</u>	<u>637</u>	<u>306</u>	<u>12,188</u>	<u>17,581</u>	<u>123,004</u>	<u>22</u>	<u>82,002</u>
<b>TOTAL LIABILITIES AND FUND BALANCES</b>	<u>\$ 569,435</u>	<u>\$ 637</u>	<u>\$ 306</u>	<u>\$ 12,188</u>	<u>\$ 17,581</u>	<u>\$ 123,004</u>	<u>\$ 22</u>	<u>\$ 105,002</u>

(continued)

**SUPPLEMENTARY INFORMATION**  
**TOWN OF SCITUATE, RHODE ISLAND**  
**Capital Projects Funds**  
**Combining Balance Sheet - Non-Major Governmental Funds**  
**March 31, 2023**

	<u>Public Works / Safety Bond Fund</u>	<u>\$2.8M Bond Fund</u>	<u>Building Inspector Vehicle Fund</u>	<u>Animal Shelter Bond Fund</u>	<u>Town Properties Building Fund</u>	<u>Congregation Church Restoration Fund</u>	<u>2009 School Bond Fund</u>	<u>RIHEBC School Bond Fund</u>
<b>ASSETS</b>								
Cash and cash equivalents	\$ -	\$ -	\$ -	\$ -	\$ -	\$ -	\$ -	\$ 78,447
Internal balances	1,049	5,971	30,000	-	1,375	-	30,756	-
<b>TOTAL ASSETS</b>	<u>\$ 1,049</u>	<u>\$ 5,971</u>	<u>\$ 30,000</u>	<u>\$ -</u>	<u>\$ 1,375</u>	<u>\$ -</u>	<u>\$ 30,756</u>	<u>\$ 78,447</u>
<b>LIABILITIES AND FUND BALANCES</b>								
<b>Liabilities</b>								
Accounts payable	\$ -	\$ -	\$ -	\$ -	\$ -	\$ -	\$ -	\$ -
Internal balances	-	-	-	8,450	-	-	-	76,881
Unearned revenues	-	-	-	-	-	-	-	-
<b>Total liabilities</b>	<u>-</u>	<u>-</u>	<u>-</u>	<u>8,450</u>	<u>-</u>	<u>-</u>	<u>-</u>	<u>76,881</u>
<b>Fund balances</b>								
<i>Assigned for:</i>								
Capital projects	1,049	5,971	30,000	-	1,375	-	30,756	1,566
<i>Unassigned for:</i>								
	-	-	-	(8,450)	-	-	-	-
<b>Total fund balances (deficit)</b>	<u>1,049</u>	<u>5,971</u>	<u>30,000</u>	<u>(8,450)</u>	<u>1,375</u>	<u>-</u>	<u>30,756</u>	<u>1,566</u>
<b>TOTAL LIABILITIES AND FUND BALANCES</b>	<u>\$ 1,049</u>	<u>\$ 5,971</u>	<u>\$ 30,000</u>	<u>\$ -</u>	<u>\$ 1,375</u>	<u>\$ -</u>	<u>\$ 30,756</u>	<u>\$ 78,447</u>

(continued)

**SUPPLEMENTARY INFORMATION**  
**TOWN OF SCITUATE, RHODE ISLAND**  
**Capital Projects Funds**  
**Combining Balance Sheet - Non-Major Governmental Funds**  
**March 31, 2023**

	<u>Computer Upgrade Fund</u>	<u>Recreation Capital Fund</u>	<u>K-9 Capital Fund</u>	<u>Police Vehicle Fund</u>	<u>Capital Assets Fund</u>	<u>Police Station Fund</u>	<u>Fire Department Capital Fund</u>	<u>American Rescue Plan Fund</u>
<b>ASSETS</b>								
Cash and cash equivalents	\$ 1	\$ 11,578	\$ 4,009	\$ 114	\$ 11,657	\$ -	\$ 897	\$ 1,690,392
Internal balances	1,020	16,097	-	-	8,400	15,204	95,241	1,042,088
<b>TOTAL ASSETS</b>	<u>\$ 1,021</u>	<u>\$ 27,675</u>	<u>\$ 4,009</u>	<u>\$ 114</u>	<u>\$ 20,057</u>	<u>\$ 15,204</u>	<u>\$ 96,138</u>	<u>\$ 2,732,480</u>
<b>LIABILITIES AND FUND BALANCES</b>								
<b>Liabilities</b>								
Accounts payable	\$ -	\$ -	\$ -	\$ -	\$ -	\$ -	\$ -	\$ -
Internal balances	-	-	-	-	-	-	-	-
Unearned revenues	-	-	-	-	-	-	-	2,732,382
<b>Total liabilities</b>	<u>-</u>	<u>-</u>	<u>-</u>	<u>-</u>	<u>-</u>	<u>-</u>	<u>-</u>	<u>2,732,382</u>
<b>Fund balances</b>								
Assigned for:								
Capital projects	1,021	27,675	4,009	114	20,057	15,204	96,138	98
Unassigned for:	-	-	-	-	-	-	-	-
<b>Total fund balances (deficit)</b>	<u>1,021</u>	<u>27,675</u>	<u>4,009</u>	<u>114</u>	<u>20,057</u>	<u>15,204</u>	<u>96,138</u>	<u>98</u>
<b>TOTAL LIABILITIES AND FUND BALANCES</b>	<u>\$ 1,021</u>	<u>\$ 27,675</u>	<u>\$ 4,009</u>	<u>\$ 114</u>	<u>\$ 20,057</u>	<u>\$ 15,204</u>	<u>\$ 96,138</u>	<u>\$ 2,732,480</u>

(continued)

**SUPPLEMENTARY INFORMATION**  
**TOWN OF SCITUATE, RHODE ISLAND**  
**Capital Projects Funds**  
**Combining Balance Sheet - Non-Major Governmental Funds**  
**March 31, 2023**

	<u>Fire Department Communication Equipment Fund</u>	<u>Town Hall IT Fund</u>	<u>Police Vehicle Capital Fund</u>	<u>2018 Highway/Fire Bond Fund</u>	<u>New Police Station Bond Fund</u>	<u>School Housing Aid</u>	<u>2022 \$2.25 M Bond Fund</u>	<u>School Capital Reserve Fund</u>	<u>Total Capital Projects Funds</u>
<b>ASSETS</b>									
Cash and cash equivalents	\$ -	\$ -	\$ -	\$ -	\$ -	\$ -	\$ 1,978,562	\$ -	\$ 4,136,679
Internal balances	16,438	200,000	23,515	105,428	-	448,338	-	262,970	2,771,043
<b>TOTAL ASSETS</b>	<u>\$ 16,438</u>	<u>\$ 200,000</u>	<u>\$ 23,515</u>	<u>\$ 105,428</u>	<u>\$ -</u>	<u>\$ 448,338</u>	<u>\$ 1,978,562</u>	<u>\$ 262,970</u>	<u>\$ 6,907,722</u>
<b>LIABILITIES AND FUND BALANCES</b>									
<b>Liabilities</b>									
Accounts payable	\$ -	\$ -	\$ -	\$ -	\$ 65,802	\$ -	\$ 65,000	\$ -	\$ 130,802
Internal balances	-	-	-	-	323,765	-	-	-	432,096
Unearned revenues	-	-	-	-	-	-	-	-	2,732,382
<b>Total liabilities</b>	<u>-</u>	<u>-</u>	<u>-</u>	<u>-</u>	<u>389,567</u>	<u>-</u>	<u>65,000</u>	<u>-</u>	<u>3,295,280</u>
<b>Fund balances</b>									
Assigned for:									
Capital projects	16,438	200,000	23,515	105,428	-	448,338	1,913,562	262,970	4,010,459
Unassigned for:	-	-	-	-	(389,567)	-	-	-	(398,017)
<b>Total fund balances (deficit)</b>	<u>16,438</u>	<u>200,000</u>	<u>23,515</u>	<u>105,428</u>	<u>(389,567)</u>	<u>448,338</u>	<u>1,913,562</u>	<u>262,970</u>	<u>3,612,442</u>
<b>TOTAL LIABILITIES AND FUND BALANCES</b>	<u>\$ 16,438</u>	<u>\$ 200,000</u>	<u>\$ 23,515</u>	<u>\$ 105,428</u>	<u>\$ -</u>	<u>\$ 448,338</u>	<u>\$ 1,978,562</u>	<u>\$ 262,970</u>	<u>\$ 6,907,722</u>

(concluded)

**SUPPLEMENTARY INFORMATION**  
**TOWN OF SCITUATE, RHODE ISLAND**  
**Capital Projects Funds**  
**Combining Statement of Revenues, Expenditures, and Changes in Fund Balances - Non-Major Governmental Funds**  
**March 31, 2023**

	Highway Department Capital Escrow	School Ball Field Fund	School Capital Construction Fund	Highway Bridges Special Projects Fund	Police Vehicles Capital Fund	Open Space	Chopmist Hill Renovation Fund	2019 Capital Bond Fund
<b>Revenues</b>								
State aid and grants	\$ -	\$ -	\$ -	\$ -	\$ -	\$ -	\$ -	\$ -
Investment income	166	1	-	17	-	157	-	1,382
Contributions and private grants	-	-	-	-	2,699	-	-	-
Other income	-	-	-	-	-	-	-	-
<b>TOTAL REVENUES</b>	<u>\$ 166</u>	<u>\$ 1</u>	<u>\$ -</u>	<u>\$ 17</u>	<u>\$ 2,699</u>	<u>\$ 157</u>	<u>\$ -</u>	<u>\$ 1,382</u>
<b>Expenditures</b>								
General government	\$ -	\$ -	\$ -	\$ -	\$ -	\$ -	\$ -	\$ -
Public safety	-	-	-	-	269	-	-	-
Education	-	-	-	-	-	-	-	-
Capital	-	-	-	-	-	-	-	-
<b>Total expenditures</b>	<u>-</u>	<u>-</u>	<u>-</u>	<u>-</u>	<u>269</u>	<u>-</u>	<u>-</u>	<u>-</u>
<b>Excess (deficiency) of revenues over (under) expenditures before other financing sources</b>	166	1	-	17	2,430	157	-	1,382
<b>Other financing sources (uses)</b>								
Transfers from other funds	186,900	-	-	-	-	10,000	-	-
<b>Total other financing sources (uses)</b>	<u>186,900</u>	<u>-</u>	<u>-</u>	<u>-</u>	<u>-</u>	<u>10,000</u>	<u>-</u>	<u>-</u>
<b>Excess of revenues and other sources over (under) expenditures</b>	187,066	1	-	17	2,430	10,157	-	1,382
<b>Fund balances - beginning</b>	382,369	636	306	12,171	15,151	112,847	22	80,620
<b>Fund balances - ending</b>	<u>\$ 569,435</u>	<u>\$ 637</u>	<u>\$ 306</u>	<u>\$ 12,188</u>	<u>\$ 17,581</u>	<u>\$ 123,004</u>	<u>\$ 22</u>	<u>\$ 82,002</u>

(continued)

**SUPPLEMENTARY INFORMATION**  
**TOWN OF SCITUATE, RHODE ISLAND**  
**Capital Projects Funds**  
**Combining Statement of Revenues, Expenditures, and Changes in Fund Balances - Non-Major Governmental Funds**  
**March 31, 2023**

	<u>Public Works / Safety Bond Fund</u>	<u>\$2.8M Bond Fund</u>	<u>Building Inspector Vehicle Fund</u>	<u>Animal Shelter Bond Fund</u>	<u>Town Properties Building Fund</u>	<u>Congregational Church Restoration Fund</u>	<u>2009 School Bond Fund</u>	<u>RIHEBC School Bond Fund</u>
<b>Revenues</b>								
State aid and grants	\$ -	\$ -	\$ -	\$ -	\$ -	\$ -	\$ -	\$ -
Investment income	-	-	-	-	-	-	-	1,708
Contributions and private grants	-	-	-	-	-	689	-	-
Other income	-	-	-	-	-	-	-	-
<b>TOTAL REVENUES</b>	<u>\$ -</u>	<u>\$ -</u>	<u>\$ -</u>	<u>\$ -</u>	<u>\$ -</u>	<u>\$ 689</u>	<u>\$ -</u>	<u>\$ 1,708</u>
<b>Expenditures</b>								
General government	\$ -	\$ -	\$ -	\$ -	\$ -	\$ -	\$ -	\$ 142
Public safety	-	-	-	-	-	-	-	-
Education	-	-	-	-	-	-	-	-
Capital	-	36,868	-	-	-	-	-	-
<b>Total expenditures</b>	<u>-</u>	<u>36,868</u>	<u>-</u>	<u>-</u>	<u>-</u>	<u>-</u>	<u>-</u>	<u>142</u>
<b>Excess (deficiency) of revenues over (under) expenditures before other financing sources</b>	-	(36,868)	-	-	-	689	-	1,566
<b>Other financing sources (uses)</b>								
Transfers from other funds	-	-	7,500	-	-	-	-	-
<b>Total other financing sources (uses)</b>	<u>-</u>	<u>-</u>	<u>7,500</u>	<u>-</u>	<u>-</u>	<u>-</u>	<u>-</u>	<u>-</u>
<b>Excess of revenues and other sources over (under) expenditures</b>	<u>-</u>	<u>(36,868)</u>	<u>7,500</u>	<u>-</u>	<u>-</u>	<u>689</u>	<u>-</u>	<u>1,566</u>
<b>Fund balances - beginning</b>	1,049	42,839	22,500	(8,450)	1,375	(689)	30,756	-
<b>Fund balances - ending</b>	<u>\$ 1,049</u>	<u>\$ 5,971</u>	<u>\$ 30,000</u>	<u>\$ (8,450)</u>	<u>\$ 1,375</u>	<u>\$ -</u>	<u>\$ 30,756</u>	<u>\$ 1,566</u>

(continued)

**SUPPLEMENTARY INFORMATION**  
**TOWN OF SCITUATE, RHODE ISLAND**  
**Capital Projects Funds**  
**Combining Statement of Revenues, Expenditures, and Changes in Fund Balances - Non-Major Governmental Funds**  
**March 31, 2023**

	<b>Computer Upgrade Fund</b>	<b>Recreation Capital Fund</b>	<b>K-9 Capital Fund</b>	<b>Police Vehicle Fund</b>	<b>Capital Assets Fund</b>	<b>Police Station Fund</b>	<b>Fire Department Capital Fund</b>	<b>American Rescue Plan Fund</b>
<b>Revenues</b>								
State aid and grants	\$ -	\$ -	\$ -	\$ -	\$ -	\$ -	\$ -	\$ 477,226
Investment income	-	16	8	-	16	-	2	-
Contributions and private grants	-	-	-	-	-	-	-	-
Other income	-	-	-	-	-	-	-	-
<b>TOTAL REVENUES</b>	<u>\$ -</u>	<u>\$ 16</u>	<u>\$ 8</u>	<u>\$ -</u>	<u>\$ 16</u>	<u>\$ -</u>	<u>\$ 2</u>	<u>\$ 477,226</u>
<b>Expenditures</b>								
General government	\$ -	\$ -	\$ -	\$ -	\$ -	\$ -	\$ -	\$ 332,350
Public safety	-	-	1,140	-	-	-	9,904	-
Education	-	-	-	-	-	-	-	-
Capital	-	-	34,983	-	-	46,149	40,205	144,876
<b>Total expenditures</b>	<u>-</u>	<u>-</u>	<u>36,123</u>	<u>-</u>	<u>-</u>	<u>46,149</u>	<u>50,109</u>	<u>477,226</u>
<b>Excess (deficiency) of revenues over (under) expenditures before other financing sources</b>	-	16	(36,115)	-	16	(46,149)	(50,107)	-
<b>Other financing sources (uses)</b>								
Transfers from other funds	-	-	-	-	-	-	6,500	-
<b>Total other financing sources (uses)</b>	<u>-</u>	<u>-</u>	<u>-</u>	<u>-</u>	<u>-</u>	<u>-</u>	<u>6,500</u>	<u>-</u>
<b>Excess of revenues and other sources over (under) expenditures</b>	-	16	(36,115)	-	16	(46,149)	(43,607)	-
<b>Fund balances - beginning</b>	<u>1,021</u>	<u>27,659</u>	<u>40,124</u>	<u>114</u>	<u>20,041</u>	<u>61,353</u>	<u>139,745</u>	<u>98</u>
<b>Fund balances - ending</b>	<u>\$ 1,021</u>	<u>\$ 27,675</u>	<u>\$ 4,009</u>	<u>\$ 114</u>	<u>\$ 20,057</u>	<u>\$ 15,204</u>	<u>\$ 96,138</u>	<u>\$ 98</u>

(continued)



**SUPPLEMENTARY INFORMATION**  
**TOWN OF SCITUATE, RHODE ISLAND**  
**Capital Projects Funds**  
**Combining Statement of Revenues, Expenditures, and Changes in Fund Balances - Non-Major Governmental Funds**  
**March 31, 2023**

	Fire Department Communication Equipment Fund	Town Hall IT Fund	Police Vehicle Capital Fund	2018 Highway/Fire Bond	New Police Station Bond Fund	School Housing Aid	2022 \$2.25 M Bond Fund	School Capital Reserve Fund	Total Capital Projects Funds
<b>Revenues</b>									
State aid and grants	\$ -	\$ -	\$ -	\$ -	\$ -	\$ 448,338	\$ -	\$ -	\$ 925,564
Investment income	-	-	-	-	-	-	41,594	-	45,067
Contributions and private grants	-	-	-	-	-	-	-	-	3,388
Other income	-	-	45,808	-	63,500	-	-	-	109,308
<b>TOTAL REVENUES</b>	<u>\$ -</u>	<u>\$ -</u>	<u>\$ 45,808</u>	<u>\$ -</u>	<u>\$ 63,500</u>	<u>\$ 448,338</u>	<u>\$ 41,594</u>	<u>\$ -</u>	<u>\$ 1,083,327</u>
<b>Expenditures</b>									
General government	\$ -	\$ -	\$ -	\$ -	\$ -	\$ -	\$ -	\$ -	\$ 332,492
Public safety	-	-	31,356	-	-	-	37,579	-	80,248
Public works	-	-	-	-	-	-	-	-	-
Education	-	-	-	-	-	-	-	37,030	37,030
Capital	-	-	48,018	351,098	137,302	-	340,453	-	1,179,952
<b>Total expenditures</b>	<u>-</u>	<u>-</u>	<u>79,374</u>	<u>351,098</u>	<u>137,302</u>	<u>-</u>	<u>378,032</u>	<u>37,030</u>	<u>1,629,722</u>
<b>Excess (deficiency) of revenues over (under) expenditures before other financing sources</b>	-	-	(33,566)	(351,098)	(73,802)	448,338	(336,438)	(37,030)	(546,395)
<b>Other financing sources (uses)</b>									
Transfers from other funds	-	-	-	-	-	-	-	300,000	510,900
Issuance of debt	-	-	-	-	-	-	2,250,000	-	2,250,000
<b>Total other financing sources (uses)</b>	<u>-</u>	<u>-</u>	<u>-</u>	<u>-</u>	<u>-</u>	<u>-</u>	<u>2,250,000</u>	<u>300,000</u>	<u>2,760,900</u>
<b>Excess of revenues and other sources over (under) expenditures</b>	<u>-</u>	<u>-</u>	<u>(33,566)</u>	<u>(351,098)</u>	<u>(73,802)</u>	<u>448,338</u>	<u>1,913,562</u>	<u>262,970</u>	<u>2,214,505</u>
<b>Fund balances - beginning</b>	<u>16,438</u>	<u>200,000</u>	<u>57,081</u>	<u>456,526</u>	<u>(315,765)</u>	<u>-</u>	<u>-</u>	<u>-</u>	<u>1,397,937</u>
<b>Fund balances - ending</b>	<u>\$ 16,438</u>	<u>\$ 200,000</u>	<u>\$ 23,515</u>	<u>\$ 105,428</u>	<u>\$ (389,567)</u>	<u>\$ 448,338</u>	<u>\$ 1,913,562</u>	<u>\$ 262,970</u>	<u>\$ 3,612,442</u>

(concluded)

**The Permanent Funds**  
**account for all resources that are legally**  
**restricted to the extent that only earnings, and not**  
**principal, may be used for purposes that support Town programs.**

*Sam Tourtellot & Leslie Davis Fund* – was established to account for the assets held for the restoration and care of Historical Congregational Church.

*Elsie Gleason Fund* – was established to account for assets held for the restoration and care of Historical Congregational Church.

*Glenford Cemetery Fund* – was established to account for the assets held to provide special care to Historical Glenford Cemetery.

*Smithfield Cemetery Fund* – was established to account for the assets held to provide special care to Historical Smithfield Cemetery.

*Cemetery Fund* – was established to account for the general cemetery care of Town cemeteries inclusive of historical cemeteries.

**SUPPLEMENTARY INFORMATION**  
**TOWN OF SCITUATE, RHODE ISLAND**  
**Town Permanent Funds**  
**Combining Balance Sheet - Non-Major Governmental Funds**  
**March 31, 2023**

	<u>Sam Tourtellot &amp; Leslie Davis Fund</u>	<u>Elsie Gleason Fund</u>	<u>Glenford Cemetery Fund</u>	<u>Smithfield Cemetery Fund</u>	<u>Cemetery Fund</u>	<u>Totals</u>
<b>ASSETS</b>						
Cash and cash equivalents	\$ 7,281	\$ 2,587	\$ 26,852	\$ 24,147	\$ 94,179	\$ 155,046
<b>TOTAL ASSETS</b>	<u>\$ 7,281</u>	<u>\$ 2,587</u>	<u>\$ 26,852</u>	<u>\$ 24,147</u>	<u>\$ 94,179</u>	<u>\$ 155,046</u>
<b>LIABILITIES AND FUND BALANCES</b>						
<b>Liabilities</b>						
Other liabilities	\$ -	\$ -	\$ -	\$ -	\$ -	\$ -
<b>Total liabilities</b>	<u>-</u>	<u>-</u>	<u>-</u>	<u>-</u>	<u>-</u>	<u>-</u>
<b>Fund balances</b>						
Nonspendable	-	-	26,852	-	94,179	121,031
Restricted	7,281	2,587	-	24,147	-	34,015
<b>Total fund balances (deficit)</b>	<u>7,281</u>	<u>2,587</u>	<u>26,852</u>	<u>24,147</u>	<u>94,179</u>	<u>155,046</u>
<b>TOTAL LIABILITIES AND FUND BALANCES</b>	<u>\$ 7,281</u>	<u>\$ 2,587</u>	<u>\$ 26,852</u>	<u>\$ 24,147</u>	<u>\$ 94,179</u>	<u>\$ 155,046</u>

**SUPPLEMENTARY INFORMATION**  
**TOWN OF SCITUATE, RHODE ISLAND**  
**Town Permanent Funds**  
**Combining Statement of Revenues, Expenditures and**  
**Changes in Fund Balances - Non-Major Governmental Funds**  
**For the Fiscal Year Ended March 31, 2023**

	<b>Sam Tourtellot &amp; Leslie Davis Fund</b>	<b>Elsie Gleason Fund</b>	<b>Glenford Cemetery Fund</b>	<b>Smithfield Cemetery Fund</b>	<b>Cemetery Fund</b>	<b>Totals</b>
<b>Revenues</b>						
Earnings on investments	\$ 10	\$ 4	\$ 38	\$ 33	\$ 130	\$ 215
Donations	-	-	-	-	-	-
<b>Total revenues</b>	<u>10</u>	<u>4</u>	<u>38</u>	<u>33</u>	<u>130</u>	<u>215</u>
<b>Expenditures</b>						
Net decrease in FMV of investment	-	-	-	-	-	-
<b>Total expenditures</b>	<u>-</u>	<u>-</u>	<u>-</u>	<u>-</u>	<u>-</u>	<u>-</u>
<b>Excess (deficiency) of revenues over (under) expenditures before other financing sources</b>	<u>10</u>	<u>4</u>	<u>38</u>	<u>33</u>	<u>130</u>	<u>215</u>
<b>Fund balances - beginning</b>	<u>7,271</u>	<u>2,583</u>	<u>26,814</u>	<u>24,114</u>	<u>94,049</u>	<u>154,831</u>
<b>Fund balances - ending</b>	<u>\$ 7,281</u>	<u>\$ 2,587</u>	<u>\$ 26,852</u>	<u>\$ 24,147</u>	<u>\$ 94,179</u>	<u>\$ 155,046</u>

**SUPPLEMENTARY INFORMATION**  
**TOWN OF SCITUATE, RHODE ISLAND**  
**Combining Statement of Fiduciary Net Position**  
**Trust Funds**  
**March 31, 2023**

	<u>Pension Trust Fund</u>	<u>OPEB Trust Fund</u>	<u>Total</u>
<b>ASSETS</b>			
Cash and cash equivalents	\$ 122,035	\$ -	\$ 122,035
<b>Investments:</b>			
Collective funds - equity	5,067,863	1,033,784	6,101,647
Collective funds - fixed income	2,555,590	373,986	2,929,576
Collective funds - real estate investment trust	-	112,500	112,500
<b>Total Investments:</b>	<u>7,623,453</u>	<u>1,520,270</u>	<u>9,143,723</u>
<b>Total Assets</b>	<u>7,745,488</u>	<u>1,520,270</u>	<u>9,265,758</u>
<b>NET POSITION</b>			
Restricted for:			
Employees' pension benefits	7,745,488	-	7,745,488
Employees' OPEB benefits	-	1,520,270	1,520,270
<b>TOTAL NET POSITION</b>	<u>\$ 7,745,488</u>	<u>\$ 1,520,270</u>	<u>\$ 9,265,758</u>

**SUPPLEMENTARY INFORMATION**  
**TOWN OF SCITUATE, RHODE ISLAND**  
**Combining Statement of Changes in Fiduciary Net Position**  
**Trust Funds**  
**For the Fiscal Year Ended March 31, 2023**

	<u>Pension Trust Fund</u>	<u>OPEB Trust Fund</u>	<u>Total</u>
<b>Additions:</b>			
Contributions:			
Employer	\$ 1,285,019	\$ 191,841	\$ 1,476,860
Plan member	118,865	65,000	183,865
Total contributions;	<u>1,403,884</u>	<u>256,841</u>	<u>1,660,725</u>
Investment income:			
Interest and dividend income	4,337	-	4,337
Net appreciation (depreciation) in fair value of investments	(398,359)	(107,009)	(505,368)
Less: investment expense	(75,831)	(4,546)	(80,377)
Net investment income	<u>(469,853)</u>	<u>(111,555)</u>	<u>(581,408)</u>
<b>Total Additions</b>	<u>934,031</u>	<u>145,286</u>	<u>1,079,317</u>
<b>Deductions</b>			
Benefits Paid	(981,826)	(156,841)	(1,138,667)
Administrative fees	(68,892)	-	(68,892)
<b>Total Deductions:</b>	<u>(1,050,718)</u>	<u>(156,841)</u>	<u>(1,207,559)</u>
<b>Net increase (decrease) in fiduciary net position</b>	(116,687)	(11,555)	(128,242)
<b>Net position - beginning</b>	<u>7,862,175</u>	<u>1,531,825</u>	<u>9,394,000</u>
<b>Net position - ending</b>	<u>\$ 7,745,488</u>	<u>\$ 1,520,270</u>	<u>\$ 9,265,758</u>

**Funds Combined for GASB 54 Reporting Purposes**

**General Fund**

**School Department Operations**

**Other Fund Activities**

**SUPPLEMENTARY INFORMATION**  
**TOWN OF SCITUATE, RHODE ISLAND**  
**Town General Fund Balance Sheet**  
**Funds Combined with Town General Fund for GASB 54 Purposes**  
**March 31, 2023**

	General Fund	School Unrestricted Fund	TB202 Revaluation Fund	TB 203 Master Plan Fund	TB 205 Senior Center Van	TB 210 Fire Dept Insurance	TB 223 Health Ins Reserve	TB 225 Muni Retire. Reserve
<b>ASSETS</b>								
Cash and cash equivalents	\$ 3,915,042	\$ 7,086	\$ 129,050	\$ 36,529	\$ 20,016	\$ 2	\$ -	\$ -
Real estate and personal property tax receivable	6,276,845	-	-	-	-	-	-	-
Due from federal and state governments	-	398,090	-	-	-	-	-	-
Other assets	1,241,199	-	-	-	-	-	-	-
Internal balances	432,096	3,120,548	-	-	-	-	-	-
Prepaid expenditures	1,484,207	1,958,351	-	-	-	-	-	-
<b>TOTAL ASSETS</b>	<b>\$ 13,349,389</b>	<b>\$ 5,484,075</b>	<b>\$ 129,050</b>	<b>\$ 36,529</b>	<b>\$ 20,016</b>	<b>\$ 2</b>	<b>\$ -</b>	<b>\$ -</b>
<b>LIABILITIES AND FUND BALANCES</b>								
<b>Liabilities:</b>								
Accounts payable and accrued expenses	\$ 623,326	\$ 1,315,184	\$ -	\$ -	\$ -	\$ -	\$ -	\$ -
Internal balances	4,421,870	950,374	-	(7,092)	-	-	(1)	(1)
Other liabilities	50,784	-	-	-	-	-	-	-
<b>Total liabilities</b>	<b>5,095,980</b>	<b>2,265,558</b>	<b>-</b>	<b>(7,092)</b>	<b>-</b>	<b>-</b>	<b>(1)</b>	<b>(1)</b>
<b>DEFERRED INFLOW OF RESOURCES</b>								
Unavailable tax revenue	1,615,578	-	-	-	-	-	-	-
<b>Fund balances:</b>								
<i>Nonspendable:</i>								
Prepaid expenditures	-	-	-	-	-	-	-	-
Deposits held for Health and Dental Benefits	1,447,041	1,958,351	-	-	-	-	-	-
<i>Restricted for:</i>								
Educational programs	-	1,260,166	-	-	-	-	-	-
Other programs	-	-	-	-	-	-	-	-
<i>Committed for:</i>								
Educational programs	-	-	-	-	-	-	-	-
Capital outlay	-	-	-	-	-	-	-	-
<i>Assigned for:</i>								
2024 budget	592,769	-	-	-	-	-	-	-
Revaluation and master plan	-	-	129,050	43,621	20,016	-	-	-
Capital outlays	-	-	-	-	-	-	-	-
Community programs	-	-	-	-	-	-	-	-
Public works programs	-	-	-	-	-	2	1	1
Long term obligations	-	-	-	-	-	-	-	-
Culture and recreation	-	-	-	-	-	-	-	-
<i>Unassigned:</i>	4,598,021	-	-	-	-	-	-	-
<b>Total fund balances</b>	<b>6,637,831</b>	<b>3,218,517</b>	<b>129,050</b>	<b>43,621</b>	<b>20,016</b>	<b>2</b>	<b>1</b>	<b>1</b>
<b>TOTAL LIABILITIES AND FUND BALANCES</b>	<b>\$ 13,349,389</b>	<b>\$ 5,484,075</b>	<b>\$ 129,050</b>	<b>\$ 36,529</b>	<b>\$ 20,016</b>	<b>\$ 2</b>	<b>\$ -</b>	<b>\$ -</b>

*(continued)*



**SUPPLEMENTARY INFORMATION**  
**TOWN OF SCITUATE, RHODE ISLAND**  
**Town General Fund Balance Sheet**  
**Funds Combined with Town General Fund for GASB 54 Purposes**  
**March 31, 2023**

	TB 234 Spay/Neuter Fund	TB 314 Hope Sewer Prjoect	TB 320 Highway Donation	TB 330 Recycling Initiative	TB 406 Tax Cert Fund	TB 407 Unfunded Cemetery	TB 410 Muni. Unemploy Escrow	Total Governmental Funds
<b>ASSETS</b>								
Cash and cash equivalents	\$ 12,535	\$ -	\$ -	\$ -	\$ 61,531	\$ 11,692	\$ 1	\$ 4,193,484
Real estate and personal property tax receivable	-	-	-	-	-	-	-	6,276,845
Due from federal and state governments	-	-	-	-	-	-	-	398,090
Other assets	-	-	-	-	-	-	-	1,241,199
Internal balances	-	-	-	-	-	-	-	3,552,644
Prepaid expenditures	-	-	-	-	-	-	-	3,442,558
<b>TOTAL ASSETS</b>	<b>\$ 12,535</b>	<b>\$ -</b>	<b>\$ -</b>	<b>\$ -</b>	<b>\$ 61,531</b>	<b>\$ 11,692</b>	<b>\$ 1</b>	<b>\$ 19,104,820</b>
<b>LIABILITIES AND FUND BALANCES</b>								
<b>Liabilities:</b>								
Accounts payable and accrued expenses	\$ -	\$ -	\$ -	\$ -	\$ -	\$ -	\$ -	\$ 1,938,510
Internal balances	-	(12,500)	(4,070)	(14,848)	-	(1,567)	-	5,332,165
Other liabilities	-	-	-	-	-	-	-	50,784
<b>Total liabilities</b>	<b>-</b>	<b>(12,500)</b>	<b>(4,070)</b>	<b>(14,848)</b>	<b>-</b>	<b>(1,567)</b>	<b>-</b>	<b>7,321,459</b>
<b>DEFERRED INFLOW OF RESOURCES</b>								
Unavailable tax revenue	-	-	-	-	-	-	-	1,615,578
<b>Fund balances:</b>								
<i>Nonspendable:</i>								
Deposits held for Health and Dental Benefits	-	-	-	-	-	-	-	3,405,392
<i>Restricted for:</i>								
Educational programs	-	-	-	-	-	-	-	1,260,166
Other programs	-	-	-	14,848	-	-	-	14,848
<i>Assigned for:</i>								
2024 budget	-	-	-	-	-	-	-	592,769
Revaluation and master plan	-	-	-	-	61,531	-	-	254,218
Capital outlays	-	-	-	-	-	-	-	-
Community programs	-	12,500	4,070	-	-	13,259	1	29,830
Public works programs	12,535	-	-	-	-	-	-	12,539
Long term obligations	-	-	-	-	-	-	-	-
Culture and recreation	-	-	-	-	-	-	-	-
<i>Unassigned:</i>	-	-	-	-	-	-	-	4,598,021
<b>Total fund balances</b>	<b>12,535</b>	<b>12,500</b>	<b>4,070</b>	<b>14,848</b>	<b>61,531</b>	<b>13,259</b>	<b>1</b>	<b>10,167,783</b>
<b>TOTAL LIABILITIES AND FUND BALANCES</b>	<b>\$ 12,535</b>	<b>\$ -</b>	<b>\$ -</b>	<b>\$ -</b>	<b>\$ 61,531</b>	<b>\$ 11,692</b>	<b>\$ 1</b>	<b>\$ 19,104,820</b>

(concluded)

**SUPPLEMENTARY INFORMATION**  
**TOWN OF SCITUATE, RHODE ISLAND**  
**Schedule of Revenues, Expenditures, Other Financing Sources (Uses) and**  
**Changes in Fund Balance**  
**Funds Combined with Town General Fund for GASB 54 Purposes**  
**March 31, 2023**

	General Fund	School Unrestricted Fund	TB202 Revaluation Fund	TB 203 Master Plan Fund	TB 205 Senior Center Van	TB 210 Fire Dept Insurance	TB 223 Health Ins Reserve	TB 225 Muni Retire. Reserve
<b>Revenues</b>								
General property tax	\$ 32,511,059	\$ -	\$ -	\$ -	\$ -	\$ -	\$ -	\$ -
Federal and state aid grants	2,049,290	3,809,457	-	-	-	-	-	-
Charges for service	1,133,422	-	-	-	-	-	-	-
Fines and penalties	72,119	-	-	-	-	-	-	-
Investment and interest income	168,743	-	127	43	16	-	-	-
Miscellaneous revenue	274,600	763,695	-	-	-	-	-	-
<b>Total revenues</b>	<b>36,209,233</b>	<b>4,573,152</b>	<b>127</b>	<b>43</b>	<b>16</b>	<b>-</b>	<b>-</b>	<b>-</b>
<b>Expenditures</b>								
General government	1,322,310	-	14,212	5,430	-	-	-	-
Public safety	4,373,745	-	-	-	-	-	-	-
Public works	2,910,144	-	-	-	-	-	-	-
Social services	1,133,525	-	-	-	-	-	-	-
Education	-	26,231,010	-	-	-	-	-	-
Fixed charges and other	3,293,916	-	-	-	-	-	-	-
Debt service								
Principal	1,046,000	-	-	-	-	-	-	-
Interest	498,839	-	-	-	-	-	-	-
<b>Total expenditures</b>	<b>14,578,479</b>	<b>26,231,010</b>	<b>14,212</b>	<b>5,430</b>	<b>-</b>	<b>-</b>	<b>-</b>	<b>-</b>
<b>Excess of revenues over (under) expenditures before other financing sources (uses)</b>	<b>21,630,754</b>	<b>(21,657,858)</b>	<b>(14,085)</b>	<b>(5,387)</b>	<b>16</b>	<b>-</b>	<b>-</b>	<b>-</b>
<b>Other financing sources (uses)</b>								
Transfers to other funds	(574,575)	-	43,675	10,000	10,000	-	-	-
School appropriation	(21,343,117)	21,343,117	-	-	-	-	-	-
<b>Total other financing sources (uses)</b>	<b>(21,917,692)</b>	<b>21,343,117</b>	<b>43,675</b>	<b>10,000</b>	<b>10,000</b>	<b>-</b>	<b>-</b>	<b>-</b>
<b>Net changes in fund balances</b>	<b>(286,938)</b>	<b>(314,741)</b>	<b>29,590</b>	<b>4,613</b>	<b>10,016</b>	<b>-</b>	<b>-</b>	<b>-</b>
<b>Fund balances - beginning</b>	<b>6,924,769</b>	<b>3,533,258</b>	<b>99,460</b>	<b>39,008</b>	<b>10,000</b>	<b>2</b>	<b>1</b>	<b>1</b>
<b>Fund balances - ending</b>	<b>\$ 6,637,831</b>	<b>\$ 3,218,517</b>	<b>\$ 129,050</b>	<b>\$ 43,621</b>	<b>\$ 20,016</b>	<b>\$ 2</b>	<b>\$ 1</b>	<b>\$ 1</b>

*(continued)*

**SUPPLEMENTARY INFORMATION**  
**TOWN OF SCITUATE, RHODE ISLAND**  
**Schedule of Revenues, Expenditures, Other Financing Sources (Uses) and**  
**Changes in Fund Balance**  
**Funds Combined with Town General Fund for GASB 54 Purposes**  
**March 31, 2023**

	TB 234 Spay/Neuter Fund	TB 314 Hope Sewer Project	TB 320 Highway Donations	TB 330 Recycling Initiative	TB 406 Tax Cert Fund	TB 407 Unfunded Cemetery	TB 410 Muni. Unemploy Escrow	Total Governmental Funds
<b>Revenues</b>								
General property tax	\$ -	\$ -	\$ -	\$ -	\$ -	\$ -	\$ -	\$ 32,511,059
Federal and state aid grants	-	-	-	-	-	-	-	5,858,747
Charges for service	1,221	-	-	-	-	-	-	1,134,643
Fines and penalties	-	-	-	-	-	-	-	72,119
Investment and interest income	17	-	-	-	-	16	-	168,962
Miscellaneous revenue	-	-	-	566	85	-	-	1,038,946
<b>Total revenues</b>	<b>1,238</b>	<b>-</b>	<b>-</b>	<b>566</b>	<b>85</b>	<b>16</b>	<b>-</b>	<b>40,784,476</b>
<b>Expenditures</b>								
General government	-	-	-	-	-	-	-	1,341,952
Public safety	75	-	450	-	-	-	-	4,374,270
Public works	-	-	-	-	-	-	-	2,910,144
Social services	-	-	-	-	-	-	-	1,133,525
Education	-	-	-	-	-	-	-	26,231,010
Fixed charges and other	-	-	-	-	-	-	-	3,293,916
Debt service								
Principal	-	-	-	-	-	-	-	1,046,000
Interest	-	-	-	-	-	-	-	498,839
Capital	-	-	-	-	-	-	-	-
<b>Total expenditures</b>	<b>75</b>	<b>-</b>	<b>450</b>	<b>-</b>	<b>-</b>	<b>-</b>	<b>-</b>	<b>40,829,656</b>
<b>Excess of revenues over (under) expenditures before other financing sources (uses)</b>	<b>1,163</b>	<b>-</b>	<b>(450)</b>	<b>566</b>	<b>85</b>	<b>16</b>	<b>-</b>	<b>(45,180)</b>
<b>Other financing sources (uses)</b>								
Transfers to other funds	-	-	-	-	-	-	-	(510,900)
School appropriation	-	-	-	-	-	-	-	-
<b>Total other financing sources (uses)</b>	<b>-</b>	<b>-</b>	<b>-</b>	<b>-</b>	<b>-</b>	<b>-</b>	<b>-</b>	<b>(510,900)</b>
<b>Net changes in fund balances</b>	<b>1,163</b>	<b>-</b>	<b>(450)</b>	<b>566</b>	<b>85</b>	<b>16</b>	<b>-</b>	<b>(556,080)</b>
<b>Fund balances - beginning</b>	<b>11,372</b>	<b>12,500</b>	<b>4,520</b>	<b>14,282</b>	<b>61,446</b>	<b>13,243</b>	<b>1</b>	<b>10,723,863</b>
<b>Fund balances - ending</b>	<b>\$ 12,535</b>	<b>\$ 12,500</b>	<b>\$ 4,070</b>	<b>\$ 14,848</b>	<b>\$ 61,531</b>	<b>\$ 13,259</b>	<b>\$ 1</b>	<b>\$ 10,167,783</b>

*(concluded)*

## **Scituate School Department Operations**

**SUPPLEMENTARY INFORMATION  
TOWN OF SCITUATE, RHODE ISLAND  
School Balance Sheet  
School Department Operations  
March 31, 2023**

	<b>School Unrestricted</b>	<b>NWR</b>	<b>Jobs Fund</b>	<b>Total Governmental Funds</b>
<b>ASSETS:</b>				
Cash and cash equivalents	\$ 7,086	\$ -	\$ -	\$ 7,086
<b>Receivables:</b>				
Due from federal and state governments	321,249	37,814	39,027	398,090
Prepaid expenditures	1,958,351	-	-	1,958,351
<b>Due from:</b>				
Other funds	3,120,548	-	-	3,120,548
<b>TOTAL ASSETS</b>	<b>\$ 5,407,234</b>	<b>\$ 37,814</b>	<b>\$ 39,027</b>	<b>\$ 5,484,075</b>
 <b>LIABILITIES AND FUND BALANCES:</b>				
<b>LIABILITIES:</b>				
Accounts payable	\$ 667,302	\$ -	\$ 16,280	\$ 683,582
Accrued payroll and benefits	631,602	-	-	631,602
<b>Due to:</b>				
Other funds	883,748	36,713	29,913	950,374
<b>TOTAL LIABILITIES</b>	<b>2,182,652</b>	<b>36,713</b>	<b>46,193</b>	<b>2,265,558</b>
 <b>FUND BALANCE:</b>				
<b>Nonspendable:</b>				
Deposits held for Health and Dental Benefits	1,958,351	-	-	1,958,351
<b>Restricted for:</b>				
Education	1,266,231	1,101	(7,166)	1,260,166
<b>Unassigned:</b>	-	-	-	-
<b>TOTAL FUND BALANCE</b>	<b>3,224,582</b>	<b>1,101</b>	<b>(7,166)</b>	<b>3,218,517</b>
 <b>TOTAL LIABILITIES AND FUND BALANCE</b>	<b>\$ 5,407,234</b>	<b>\$ 37,814</b>	<b>\$ 39,027</b>	<b>\$ 5,484,075</b>

**SUPPLEMENTARY INFORMATION**  
**TOWN OF SCITUATE, RHODE ISLAND**  
**Schedule of Revenues, Expenditures, Other Financing Sources (Uses)**  
**School Department Operations**  
**March 31, 2023**

	<u>School Unrestricted</u>	<u>NWR</u>	<u>Jobs Fund</u>	<u>Total Governmental Funds</u>
<b>REVENUES:</b>				
Intergovernmental revenue	\$ 2,534,390	\$ -	\$ -	\$ 2,534,390
Other revenue	715,155	37,814	10,726	763,695
Intergovernmental - pension contribution	1,275,067	-	-	1,275,067
<b>TOTAL REVENUES</b>	<u>4,524,612</u>	<u>37,814</u>	<u>10,726</u>	<u>4,573,152</u>
<b>EXPENDITURES:</b>				
<i>Current:</i>				
Education	24,907,403	37,814	10,726	24,955,943
Intergovernmental - pension contribution	1,275,067	-	-	1,275,067
<b>TOTAL EXPENDITURES</b>	<u>26,182,470</u>	<u>37,814</u>	<u>10,726</u>	<u>26,231,010</u>
<b>Excess of Revenues Over (Under) Expenditures Before Other Financing Sources (Uses)</b>	<u>(21,657,858)</u>	<u>-</u>	<u>-</u>	<u>(21,657,858)</u>
<b>OTHER FINANCING SOURCES (USES):</b>				
Transfers in	21,343,117	-	-	21,343,117
<b>NET OTHER FINANCING SOURCES (USES)</b>	<u>21,343,117</u>	<u>-</u>	<u>-</u>	<u>21,343,117</u>
<b>NET CHANGE IN FUND BALANCE</b>	<u>(314,741)</u>	<u>-</u>	<u>-</u>	<u>(314,741)</u>
<b>FUND BALANCE BEGINNING OF YEAR</b>	<u>3,539,323</u>	<u>1,101</u>	<u>(7,166)</u>	<u>3,533,258</u>
<b>FUND BALANCE END OF YEAR</b>	<u>\$ 3,224,582</u>	<u>\$ 1,101</u>	<u>\$ (7,166)</u>	<u>\$ 3,218,517</u>

**TOWN OF SCITUATE**  
**Supplementary Information**  
**School Department Operating Budget**  
**Budgetary Comparison Schedule**  
**For the Fiscal Year Ended March 31, 2023**

	<b>Original Budgeted Amount</b>	<b>Revised Budgeted Amount</b>	<b>Actual</b>	<b>Variance</b>
<b>Revenues</b>				
Town appropriation	\$ 21,343,117	\$ 21,343,117	\$ 21,343,117	\$ -
State aid to education	2,475,480	2,475,480	2,534,390	58,910
Other school revenues	816,175	816,175	715,155	(101,020)
<b>Total revenues</b>	<u>24,634,772</u>	<u>24,634,772</u>	<u>24,592,662</u>	<u>(42,110)</u>
<b>Expenditures</b>				
Education	24,634,772	24,634,772	24,907,403	(272,631)
<b>Total expenditures</b>	<u>24,634,772</u>	<u>24,634,772</u>	<u>24,907,403</u>	<u>(272,631)</u>
<b>Excess of revenues over expenditures</b>	<u>\$ -</u>	<u>\$ -</u>	<u>\$ (314,741)</u>	<u>\$ (314,741)</u>

**TOWN OF SCITUATE, RHODE ISLAND  
TAX COLLECTOR'S ANNUAL REPORT  
FOR THE FISCAL YEAR ENDED March 31, 2023**

**Fiscal Year 2023 Year Cash Collections Summary**

Fiscal Year	Balance April 1, 2022	Current Year Assessment	Additions	Abatements	Refunds/ Adjustments	Amount to be Collected	Collections	Balance March 31, 2023	April - May 2022 Collections Subject to 60- day FY 22 Accrual	June - March 2023 Collections	Total FY 2023 Cash Collections	April - May 2023 (FY-24) Cash Collections Subject to 60- day FY 23
2023	\$ -	\$ 32,369,404	\$ 40,967	\$ (17,960)	\$ -	\$ 32,392,411	\$ 27,216,884	\$ 5,175,527	\$ 2,910,337	24,306,547	27,216,884	\$ 4,483,778
2022	3,633,929	-	22,830	(22,898)	-	3,633,861	3,378,876	254,985	31,609	3,347,267	3,378,876	122,493
2021	271,798	-	-	(1,290)	-	270,508	153,450	117,058	7,152	146,298	153,450	32,425
2020	135,309	-	-	(539)	-	134,770	50,690	84,080	-	50,690	50,690	13,740
2019	49,169	-	-	(297)	-	48,872	18	48,854	-	18	18	436
2018	50,898	-	-	1	-	50,899	15	50,884	-	15	15	-
2017	50,329	-	-	-	-	50,329	-	50,329	-	-	-	-
2016	58,002	-	-	-	-	58,002	-	58,002	-	-	-	-
2015	61,143	-	-	1	-	61,144	-	61,144	-	-	-	-
2014	55,571	-	-	1	-	55,572	-	55,572	-	-	-	-
2013 and prior	325,497	-	-	(3,992)	-	321,505	1,095	320,410	213	882	1,095	590
<b>Total</b>	<b>\$ 4,691,645</b>	<b>\$ 32,369,404</b>	<b>\$ 63,797</b>	<b>\$ (46,973)</b>	<b>\$ -</b>	<b>\$ 37,077,873</b>	<b>\$ 30,801,028</b>	<b>\$ 6,276,845</b>	<b>\$ 2,949,311</b>	<b>\$ 27,851,717</b>	<b>\$ 30,801,028</b>	<b>\$ 4,653,462</b>

**SCHEDULE OF NET ASSESSED PROPERTY  
VALUE BY CATEGORY**

Description of Property	Valuations December 31, 2021	Levy June 15, 2022
Real property	\$ 1,111,672,083	\$ 18,209,214
Real property - Commercial	426,437,560	10,238,766
Real property - Frozen	388,196,820	4,600,923
Motor vehicles	130,251,217	-
Tangible personal	29,847,200	1,041,075
<b>Total</b>	<b>2,086,404,880</b>	<b>34,089,978</b>
Exemptions:		
Real property	3,988,429	65,330
Real property - Commercial	68,939,767	1,655,244
Real property - Frozen	13,626,380	-
Motor vehicles	51,862,354	-
Tangible personal	-	-
<b>Total exemptions</b>	<b>138,416,930</b>	<b>1,720,574</b>
<b>Net assessed value</b>	<b>\$ 1,947,987,950</b>	<b>\$ 32,369,404</b>
<b>Current year assessment</b>		<b>\$ 32,369,404</b>

**Reconciliation of Current Year Property Tax Revenue**

Current year collections	\$ 30,801,028
Payment adjustments and transfers	5,880
April - May 2023 Collections Subject to 60 - day FY 2023 Accrual	4,653,462
	<u>35,460,370</u>
April - May 2022 Collections Subject to 60 - day FY 2022 Accrual	<u>(2,949,311)</u>
<b>Current Year Property Tax Revenue</b>	<b>\$ 32,511,059</b>



## OTHER SUPPLEMENTARY INFORMATION

The Annual Supplemental Transparency Report Schedules  
required by the State of Rhode Island General Law § 45-12-22.2 and § 44-35-10

Annual Supplemental Transparency Report (MTP2) - Revenue

Annual Supplemental Transparency Report (MTP2) – Expenditures

Combining Schedule of Reportable Government Services with Reconciliation to MTP2 – Municipal

Combining Schedule of Reportable Government Services with Reconciliation to MTP2 – Education  
Department

Notes to Supplementary Information – Annual Supplemental Transparency Report (MTP2)

Town of Scituate  
Annual Supplemental Transparency Report (MTP2)  
Fiscal Year Ended March 31, 2023

<u>REVENUE</u>	<u>Municipal</u>	<u>Education Department</u>
Current Year Levy Tax Collection	\$ 30,419,774	\$ -
Last Year's Levy Tax Collection	1,876,929	-
Prior Years Property Tax Collection	214,346	-
Interest & Penalty	162,352	-
PILOT & Tax Treaty (excluded from levy) Collection	-	-
Other Local Property Taxes	-	-
Licenses and Permits	218,215	-
Fines and Forfeitures	72,119	-
Investment Income	6,694	-
Departmental	418,554	-
Rescue Run Revenue	384,549	-
Police & Fire Detail	51,171	-
Other Local Non-Property Tax Revenues	337,330	-
Tuition	-	510,272
Impact Aid	-	-
Medicaid	-	109,374
Federal Stabilization Funds	-	-
Federal Food Service Reimbursement	-	332,978
CDBG	-	-
COPS Grants	-	-
SAFER Grants	-	-
Other Federal Aid Funds	18,000	1,166,261
COVID - ESSER	-	925,453
COVID - CRF	-	-
COVID - CDBG	-	-
COVID - FEMA	-	-
COVID - Other	-	40,383
COVID - ARPA	-	-
MV Excise Tax Reimbursement	1,482,845	-
State PILOT Program	-	-
Distressed Community Relief Fund	-	-
Library Resource Aid	124,914	-
Library Construction Aid	-	-
Public Service Corporation Tax	132,171	-
Meals & Beverage Tax / Hotel Tax	100,155	-
LEA Aid	-	2,534,390
Group Home	-	-
Housing Aid Capital Projects	-	448,388
Housing Aid Bonded Debt	191,205	-
State Food Service Revenue	-	-
Incentive Aid	-	-
Property Revaluation Reimbursement	-	-
Other State Revenue	-	522,795
Motor Vehicle Phase Out	-	-
Other Revenue	-	284,192
Local Appropriation for Education	-	21,343,117
Regional Appropriation for Education	-	-
Supplemental Appropriation for Education	-	-
Regional Supplemental Appropriation for Education	-	-
Other Education Appropriation	-	-
Rounding	-	-
<b>Total Revenue</b>	<u>\$ 36,211,323</u>	<u>\$ 28,217,603</u>
Financing Sources: Transfer from Capital Funds	\$ -	\$ -
Financing Sources: Transfer from Other Funds	-	-
Financing Sources: Debt Proceeds	-	-
Financing Sources: Other	-	-
Rounding	-	-
<b>Total Other Financing Sources</b>	<u>\$ -</u>	<u>\$ -</u>

Town of Scituate  
Annual Supplemental Transparency Report (MTP2)  
Fiscal Year Ended March 31, 2023

EXPENDITURES	General		Social	Centralized	Planning	Libraries	Public	Parks and	Police
	Government	Finance	Services	IT					
Compensation- Group A	\$ 229,879	\$ 376,801	\$ 120,633	\$ -	\$ 181,246	\$ -	\$ 873,979	\$ 133,793	\$ 1,538,759
Compensation - Group B	-	-	-	-	-	-	-	-	423,755
Compensation - Group C	-	-	-	-	-	-	-	-	-
Compensation -Volunteer	-	-	-	-	-	-	-	-	-
Overtime- Group A	702	-	-	-	-	-	66,216	-	110,043
Overtime - Group B	-	-	-	-	-	-	-	-	56,221
Overtime - Group C	-	-	-	-	-	-	-	-	-
Police & Fire Detail	-	-	-	-	-	-	-	-	46,514
Active Medical Insurance - Group A	43,485	71,278	22,820	-	34,286	-	165,327	25,309	291,080
Active Medical Insurance- Group B	-	-	-	-	-	-	-	-	80,160
Active Medical Insurance- Group C	-	-	-	-	-	-	-	-	-
Active Dental insurance- Group A	2,359	3,867	1,238	-	1,860	-	8,970	1,373	15,792
Active Dental Insurance- Group B	-	-	-	-	-	-	-	-	4,349
Active Dental Insurance- Group C	-	-	-	-	-	-	-	-	-
Payroll Taxes	17,901	29,341	9,394	-	14,114	-	68,056	10,418	152,820
Life Insurance	1,389	2,277	729	-	1,095	-	5,282	809	11,862
State Defined Contribution- Group A	1,970	3,230	1,034	-	1,553	-	7,491	1,147	-
State Defined Contribution - Group B	-	-	-	-	-	-	-	-	3,632
State Defined Contribution - Group C	-	-	-	-	-	-	-	-	-
Other Benefits- Group A	6,927	4,773	3,375	-	9,344	-	9,846	777	3,502
Other Benefits- Group B	-	-	-	-	-	-	-	-	9,201
Other Benefits- Group C	-	-	-	-	-	-	-	-	-
Local Defined Benefit Pension- Group A	-	-	-	-	-	-	-	-	1,285,019
Local Defined Benefit Pension - Group B	-	-	-	-	-	-	-	-	-
Local Defined Benefit Pension - Group C	-	-	-	-	-	-	-	-	-
State Defined Benefit Pension- Group A	29,734	48,738	15,604	-	23,444	-	113,046	17,306	67,110
State Defined Benefit Pension - Group B	-	-	-	-	-	-	-	-	54,811
State Defined Benefit Pension - Group C	-	-	-	-	-	-	-	-	-
Other Defined Benefit / Contribution	-	-	-	-	-	-	-	-	-
Purchased Services	274,328	109,347	-	-	19,619	-	23,014	-	82,132
Materials/Supplies	8,680	5,392	2,373	-	2,074	-	103,768	61,455	24,212
Software Licenses	26,635	48,038	-	-	6,934	-	-	-	7,950
Capital Outlays	-	-	-	-	-	-	377,045	-	119,887
Insurance	328,438	-	-	-	-	-	-	-	-
Maintenance	-	-	1,210	-	1,131	-	245,133	-	45,199
Vehicle Operations	-	-	6,393	-	4,803	-	133,557	-	67,906
Utilities	7,296	4,957	1,771	-	3,861	-	184,540	-	9,011
Contingency	-	-	-	-	-	-	-	-	-
Street Lighting	-	-	-	-	-	-	13,538	-	-
Revaluation	-	20,537	-	-	-	-	-	-	-
Snow Removal-Raw Material & External Contracts	-	-	-	-	-	-	67,941	-	-
Trash Removal & Recycling	-	-	-	-	-	-	616,035	-	-
Claims & Settlements	-	-	-	-	-	-	-	-	-
Community Support	68,368	-	-	-	-	-	-	-	-
Other Operation Expenditures	17,912	57,790	15,474	-	23,064	675,662	5,938	27,186	31,405
Tipping Fees	-	-	-	-	-	-	218,822	-	-
Local Appropriation for Education	-	-	-	-	-	-	-	-	-
Regional Appropriation for Education	-	-	-	-	-	-	-	-	-
Supplemental Appropriation for Education	-	-	-	-	-	-	-	-	-
Regional Supplemental Appropriation for Education	-	-	-	-	-	-	-	-	-
Other Education Appropriation	-	-	-	-	-	-	-	-	-
Municipal Debt- Principal	-	-	-	-	-	-	-	-	-
Municipal Debt- Interest	-	-	-	-	-	-	-	-	-
School Debt- Principal	-	-	-	-	-	-	-	-	-
School Debt- Interest	-	-	-	-	-	-	-	-	-
Retiree Medical Insurance- Total	-	-	-	-	-	-	-	-	-
Retiree Dental Insurance- Total	-	-	-	-	-	-	-	-	-
OPEB Contribution- Total	-	-	-	-	-	-	-	-	-
Rounding	-	-	-	-	-	-	-	-	-
<b>Total Expenditures</b>	<b>\$ 1,066,003</b>	<b>\$ 786,365</b>	<b>\$ 202,047</b>	<b>\$ -</b>	<b>\$ 328,428</b>	<b>\$ 675,662</b>	<b>\$ 3,307,544</b>	<b>\$ 279,573</b>	<b>\$ 4,542,332</b>

Town of Scituate  
Annual Supplemental Transparency Report (MTP2)  
Fiscal Year Ended March 31, 2023

EXPENDITURES	Fire Department	Centralized Dispatch	Public Safety Other	Education Appropriation	Debt	OPEB	Total Municipal	Education Department
Compensation- Group A	\$ -	\$ -	\$ 116,707	\$ -	\$ -	\$ -	\$ 3,571,796	\$ 12,108,692
Compensation - Group B	-	-	-	-	-	-	423,755	1,366,821
Compensation - Group C	-	-	-	-	-	-	-	2,655,313
Compensation -Volunteer	-	-	-	-	-	-	-	-
Overtime- Group A	-	-	1,150	-	-	-	178,111	-
Overtime - Group B	-	-	-	-	-	-	56,221	-
Overtime - Group C	-	-	-	-	-	-	-	110,016
Police & Fire Detail	-	-	-	-	-	-	46,514	-
Active Medical Insurance - Group A	-	-	22,077	-	-	-	675,662	3,074,046
Active Medical Insurance- Group B	-	-	-	-	-	-	80,160	107,552
Active Medical Insurance- Group C	-	-	-	-	-	-	-	203,715
Active Dental insurance- Group A	-	-	1,198	-	-	-	36,658	105,001
Active Dental Insurance- Group B	-	-	-	-	-	-	4,349	15,971
Active Dental Insurance- Group C	-	-	-	-	-	-	-	26,206
Payroll Taxes	-	-	9,088	-	-	-	311,132	552,979
Life Insurance	-	-	705	-	-	-	24,150	24,234
State Defined Contribution- Group A	-	-	1,000	-	-	-	17,425	271,144
State Defined Contribution - Group B	-	-	-	-	-	-	3,632	37,813
State Defined Contribution - Group C	-	-	-	-	-	-	-	17,997
Other Benefits- Group A	-	-	10,025	-	-	-	48,570	-
Other Benefits- Group B	-	-	-	-	-	-	9,201	-
Other Benefits- Group C	-	-	-	-	-	-	-	-
Local Defined Benefit Pension- Group A	-	-	-	-	-	-	1,285,019	-
Local Defined Benefit Pension - Group B	-	-	-	-	-	-	-	-
Local Defined Benefit Pension - Group C	-	-	-	-	-	-	-	-
State Defined Benefit Pension- Group A	-	-	15,096	-	-	-	330,077	1,499,785
State Defined Benefit Pension - Group B	-	-	-	-	-	-	54,811	230,503
State Defined Benefit Pension - Group C	-	-	-	-	-	-	-	432,786
Other Defined Benefit / Contribution	-	-	-	-	-	-	-	-
Purchased Services	30,816	-	54,417	-	-	-	593,673	2,598,788
Materials/Supplies	43,792	-	11,364	-	-	-	263,108	381,961
Software Licenses	-	-	-	-	-	-	89,557	113,081
Capital Outlays	8,500	-	-	-	-	-	505,431	520,465
Insurance	-	-	-	-	-	-	328,438	137,934
Maintenance	117,206	-	8,449	-	-	-	418,328	436,873
Vehicle Operations	637	-	6,977	-	-	-	220,273	4,353
Utilities	39,226	-	6,591	-	-	-	257,253	798,267
Contingency	-	-	-	-	-	-	-	-
Street Lighting	-	-	-	-	-	-	13,538	-
Revaluation	-	-	-	-	-	-	20,537	-
Snow Removal-Raw Material & External Contracts	-	-	-	-	-	-	67,941	-
Trash Removal & Recycling	-	-	-	-	-	-	616,035	-
Claims & Settlements	-	-	-	-	-	-	-	-
Community Support	-	-	-	-	-	-	68,368	-
Other Operation Expenditures	1,175,132	-	20,835	-	-	-	2,050,399	108,864
Tipping Fees	-	-	-	-	-	-	218,822	-
Local Appropriation for Education	-	-	-	21,343,117	-	-	21,343,117	-
Regional Appropriation for Education	-	-	-	-	-	-	-	-
Supplemental Appropriation for Education	-	-	-	-	-	-	-	-
Regional Supplemental Appropriation for Education	-	-	-	-	-	-	-	-
Other Education Appropriation	-	-	-	-	-	-	-	-
Municipal Debt- Principal	-	-	-	-	684,300	-	684,300	-
Municipal Debt- Interest	-	-	-	-	193,927	-	193,927	-
School Debt- Principal	-	-	-	-	385,000	-	385,000	-
School Debt- Interest	-	-	-	-	254,612	-	254,612	-
Retiree Medical Insurance- Total	-	-	-	-	-	91,865	91,865	-
Retiree Dental Insurance- Total	-	-	-	-	-	-	-	-
OPEB Contribution- Total	-	-	-	-	-	100,000	100,000	-
Rounding	-	-	-	-	-	-	-	-
<b>Total Expenditures</b>	<b>\$ 1,415,309</b>	<b>\$ -</b>	<b>\$ 285,679</b>	<b>\$ 21,343,117</b>	<b>\$ 1,517,839</b>	<b>\$ 191,865</b>	<b>\$ 35,941,763</b>	<b>\$ 27,941,159</b>

Financing Uses: Transfer to Capital Funds	\$ 510,900	\$ -
Financing Uses: Transfer to Other Funds	-	-
Financing Uses: Payment to Bond Escrow Agent	-	-
Financing Uses: Other	-	-
<b>Total Other Financing Uses</b>	<b>\$ 510,900</b>	<b>\$ -</b>
<b>Net Change in Fund Balance<sup>1</sup></b>	<b>(241,340)</b>	<b>276,444</b>
<b>Fund Balance1- beginning of year</b>	<b>\$7,190,606</b>	<b>\$3,987,451</b>
Funds removed from Reportable Government Services (RGS)	-	-
Funds added to Reportable Government Services (RGS)	-	-
Prior period adjustments	-	-
Misc. Adjustment	(1)	6,065
<b>Fund Balance<sup>1</sup> - beginning of year adjusted</b>	<b>7,190,605</b>	<b>3,993,516</b>
Rounding		
<b>Fund Balance<sup>1</sup> - end of year</b>	<b>\$ 6,949,265</b>	<b>\$ 4,269,960</b>

<sup>1</sup> and Net Position if Enterprise Fund activity is included in the transparency portal report.

Town of Scituate  
Annual Supplemental Transparency Report (MTP2)  
Combining Schedule of  
Reportable Government Services with  
Reconciliation to MTP2  
Municipal  
Fiscal Year Ended March 31, 2023

Per Audited Fund Financial Statements Fund Description	Total Revenue	Total Other Financing Sources	Total Expenditures	Total Other Financing Uses	Net Change in Fund Balance <sup>1</sup>	Beginning Fund Fund Balance <sup>1</sup> (Deficit)	Prior Period Adjustment	Restated Beginning Fund Balance <sup>1</sup> (Deficit)	Ending Fund Balance <sup>1</sup> (Deficit)
<b>Fund Balance<sup>1</sup> - per MTP-2 at March 31, 2022</b>						\$ 7,190,606	-	\$ 7,190,606	
No removed funds for fiscal 2022						-	-	-	
No added funds for fiscal 2022						-	-	-	
Miscellaneous adjustment(s) made for fiscal 2022						(1)	-	(1)	
<b>Fund Balance<sup>1</sup> - per MTP-2 at March 31, 2023 adjusted</b>						<u>\$ 7,190,605</u>	-	<u>\$ 7,190,605</u>	
General Fund	\$ 36,209,233	\$ -	\$ 14,578,479	\$ 21,917,692	\$ (286,938)	\$ 6,924,769	\$ -	\$ 6,924,769	\$ 6,637,831
Revaluation	127	43,675	14,212	-	29,590	99,460	-	99,460	129,050
Master Plan	43	10,000	5,430	-	4,613	39,008	-	39,008	43,621
Sr Van Fund	16	10,000	-	-	10,016	10,000	-	10,000	20,016
Misc GASB 54 Funds	1,905	-	525	-	1,380	117,368	-	117,368	118,748
<b>Totals per audited financial statements</b>	<u>\$ 36,211,323</u>	<u>\$ 63,675</u>	<u>\$ 14,598,646</u>	<u>\$ 21,917,692</u>	<u>\$ (241,340)</u>	<u>\$ 7,190,605</u>	<u>\$ -</u>	<u>\$ 7,190,605</u>	<u>\$ 6,949,265</u>
<b>Reconciliation from financial statements to MTP2</b>									
Reclassify transfer of municipal appropriation to Education Department as expenditure on MTP2	\$ -	\$ -	\$ 21,343,117	\$ (21,343,117)	\$ -	\$ -	\$ -	\$ -	\$ -
To eliminate transfers between funds shown in audit but not on MTP	-	(63,675)	-	(63,675)	-	-	-	-	-
Rounding	-	-	-	-	-	-	-	-	-
<b>Totals Per MTP2</b>	<u>\$ 36,211,323</u>	<u>\$ -</u>	<u>\$ 35,941,763</u>	<u>\$ 510,900</u>	<u>\$ (241,340)</u>	<u>\$ 7,190,605</u>	<u>\$ -</u>	<u>\$ 7,190,605</u>	<u>\$ 6,949,265</u>

Town of Scituate  
Annual Supplemental Transparency Report (MTP2)  
Combining Schedule of  
Reportable Government Services with  
Reconciliation to MTP2  
Education Department  
Fiscal Year Ended March 31, 2023

Per Audited Fund Financial Statements Fund Description	Total Revenue	Total Other Financing Sources	Total Expenditures	Total Other Financing Uses	Net Change in Fund Balance <sup>1</sup>	Beginning Fund Fund Balance <sup>1</sup> (Deficit)	Prior Period Adjustment	Restated Beginning Fund Balance <sup>1</sup> (Deficit)	Ending Fund Balance <sup>1</sup> (Deficit)
<b>Fund Balance<sup>1</sup> - per MTP-2 at March 31, 2022</b>						\$ 3,987,451		\$ 3,987,451	
Miscellaneous adjustment(s) made for fiscal 2022						6,065	-	6,065	
<b>Fund Balance<sup>1</sup> - per MTP-2 at March 31, 2023 adjusted</b>						<u>\$ 3,993,516</u>	-	<u>\$ 3,993,516</u>	
School Unrestricted Fund n(p 131)	\$ 4,524,612	\$ 21,343,117	\$ 26,182,470	\$ -	\$ (314,741)	\$ 3,539,323	\$ -	\$ 3,539,323	\$ 3,224,582
School Lunch (p 102)	473,535	-	390,142	-	83,393	147,314	-	147,314	230,707
Housing Aid Reimbursement (p 124)	448,338	-	-	-	448,338	-	-	-	448,338
Special Revenues (p 116)	2,654,528	-	2,595,074	-	59,454	312,944	-	312,944	372,398
NWR (p 134)	37,814	-	37,814	-	-	1,101	-	1,101	1,101
Jobs Fund (p 134)	10,726	-	10,726	-	-	(7,166)	-	(7,166)	(7,166)
<b>Totals per audited financial statements</b>	<u>\$ 8,149,553</u>	<u>\$ 21,343,117</u>	<u>\$ 29,216,226</u>	<u>\$ -</u>	<u>\$ 276,444</u>	<u>\$ 3,993,516</u>	<u>\$ -</u>	<u>\$ 3,993,516</u>	<u>\$ 4,269,960</u>
<b><u>Reconciliation from financial statements to MTP2</u></b>									
Municipal appropriation for Education reported as a transfer on financial statements but a revenue on MTP2	\$ 21,343,117	\$ (21,343,117)	\$ -	\$ -	\$ -	\$ -	\$ -	\$ -	\$ -
State contributions on behalf of teacher pensions are reported as revenue and expenditures on financial statements only	(1,275,067)	-	(1,275,067)	-	-	-	-	-	-
Rounding	-	-	-	-	-	-	-	-	-
<b>Totals Per MTP2</b>	<u>\$ 28,217,603</u>	<u>\$ -</u>	<u>\$ 27,941,159</u>	<u>\$ -</u>	<u>\$ 276,444</u>	<u>\$3,993,516</u>	<u>-</u>	<u>\$3,993,516</u>	<u>\$ 4,269,960</u>
<b><u>Reconciliation from MTP2 to UCOA</u></b>									

<sup>1</sup> and Net Position if Enterprise Fund activity is included in the transparency portal report.

TOWN OF SCITUATE, RHODE ISLAND  
Notes to Supplementary Information  
Annual Supplemental Transparency Report (MTP2)  
March 31, 2023

NOTE 1. Basis of Presentation

The *Annual Supplemental Transparency Report (MTP2)* is a supplemental schedule required by the State of Rhode Island General Laws 45-12-22.2 and 44-35-10. This supplementary schedule included within the audit report is part of a broader project to create a municipal transparency portal (MTP) website to host municipal financial information in a centralized location.

The format of the *Annual Supplemental Transparency Report (MTP2)* was prescribed by the State Department of Revenue (Division of Municipal Finance), Office of the Auditor General, and the Department of Education.

NOTE 2. Reportable Government Services

Data consistency and comparability are among the key objectives of the State's Municipal Transparency portal. Consistent with that goal, the State has defined "reportable government services", RGS, to include those operational revenues, expenditures, and transfers related to activities which are essential to the achievement of municipal operations. The determination of RGS may be different from the activities included within the legally adopted budget of the municipality. In practice, some communities report certain RGS in separate funds (e.g., special revenue funds, enterprise funds) rather than the municipality's general fund. The *Annual Supplemental Transparency Report (MTP2)* includes a reconciliation to the fund level statements.

NOTE 3. Allocations

The State reporting requires expenditures to be reported by departments, as defined by the State. Some of the departmental groupings are not consistent with the departments reflected in the City's (or Town's) budget and accounting system. To report these costs, the City (or Town) made allocations of costs to the State's departmental groupings based on a reasonable basis.

NOTE 4. Employee Groups - Compensation and Benefit Costs

Compensation includes salaries, longevity, stipends, clothing allowance/maintenance, shift differential, out-of-rank, holiday pay and bonuses.

For Public Safety departments (i.e., police, fire, and centralized dispatch) and the Education Department, compensation and most benefits costs are reported in the following employee groupings:

Group A: This group consists of employees who serve the primary function of the department.

- Police Department - police officers (e.g., uniform personnel - including, leadership positions)
- Fire Department - fire fighters (e.g., uniform personnel - including, leadership positions)
- Centralized Dispatch Department - civilian dispatchers only
- Education Department - professional staff providing direct services to students

TOWN OF SCITUATE, RHODE ISLAND  
Notes to Supplementary Information  
Annual Supplemental Transparency Report (MTP2)  
March 31, 2023

- For the remaining departments - all employees' compensation and benefits are reported under Group A

Group B: For Police and Fire Departments, compensation and benefits paid to its administrative employees and civilian dispatch employees are reported under Group B. The Education Department reports compensation and benefits paid to executive/mid-level educational administration employees under Group B.

Group C: This group is only used for the Education Department and it includes administrative and support staff.

Other post-employment benefits (OPEB) are not reported by employee groups on the MTP2. They are reported in total as either (1) contributions to a qualified OPEB trust or (2) the amount paid for medical and dental insurance for retirees when an OPEB trust fund has not been established. The detail employee group information for the Education Department can be found on the State's Municipal Transparency portal website.

NOTE 5. Education Revenue and Expenditures

The revenues and expenditures presented on the MTP2 under the Education Department is consistent with existing Uniform Chart of Accounts (UCOA) guidelines. Each MTP account code has been mapped to the corresponding UCOA code or group of UCOA codes to facilitate the preparation of the MTP reporting.

*Additional guidance and definitions regarding the State's Municipal Transparency Portal can be found on the State Division of Municipal Finance website: <http://www.municipalfinance.ri.gov/>.*



# Statistical Section

This part of the Town of Scituate's comprehensive annual financial report presents detailed information as a context for understanding what the information in the financial statements, note disclosures, and required supplementary information says about the Town's overall financial health.

## Contents

### Financial Trends

These schedules contain trend information to help the reader understand how the Town's financial position has changed over time.

### Revenue Capacity

These schedules contain information to help the reader understand and assess the factors affecting the Town's ability to generate its most significant local revenue sources, the real and personal property tax.

### Debt Capacity

These schedules present information to help the reader assess the affordability of the Town's current levels of outstanding debt and the Town's ability to issue additional debt in the future.

### Economic and Demographic Information

These schedules offer economic and demographic indicators to help the reader understand the environment within which the Town's financial activities take place and to provide information that facilitates comparisons of financial information over time and among governments.

### Operating Information

These schedules contain service and infrastructure data to help the reader understand how the information in the Town's financial report relates to the services the Town provides and the activities it performs.

**Sources:** Unless otherwise noted, the information in these schedules is derived from the comprehensive annual financial reports for the relevant year. The Town implemented GASB Statement 34 in 2004; schedules presenting government-wide information include information beginning in that year.

**Town of Scituate, Rhode Island**  
**Net Position by Component**  
**Last Ten Fiscal Years**  
**(accrual basis of accounting)**  
**"Unaudited"**

Table 1

	<u>2014</u>	<u>2015</u>	<u>2016</u>	<u>2017</u>	<u>2018</u>	<u>2019</u>	<u>2020</u>	<u>2021</u>	<u>2022</u>	<u>2023</u>
<b>Governmental Activities:</b>										
Net Investment in Capital Assets	\$ 14,823,917	\$ 14,370,296	\$ 14,462,881	9,855,778	16,424,842	13,512,250	14,178,332	14,839,699	16,033,946	17,203,500
Restricted	2,284,828	2,266,817	2,448,087	2,637,576	2,565,810	5,530,587	1,841,704	1,784,517	1,980,861	2,653,475
Unrestricted	<u>(3,159,137)</u>	<u>(1,641,736)</u>	<u>(27,599,201)</u>	<u>(21,777,171)</u>	<u>(24,511,996)</u>	<u>(30,850,768)</u>	<u>(28,351,260)</u>	<u>(28,365,708)</u>	<u>(25,791,152)</u>	<u>(24,468,972)</u>
Total Governmental Activities Net Position	<u>\$ 13,949,608</u>	<u>\$ 14,995,377</u>	<u>\$ (10,688,233)</u>	<u>\$ (9,283,817)</u>	<u>\$ (5,521,344)</u>	<u>\$ (11,807,931)</u>	<u>\$ (12,331,224)</u>	<u>\$ (11,741,492)</u>	<u>\$ (7,776,345)</u>	<u>\$ (4,611,997)</u>

Source: Town of Scituate's Annual Comprehensive Financial Report

**Table 2**

**Town of Scituate, Rhode Island  
Changes in Net Position  
Last Ten Fiscal Years  
(accrual basis of accounting)  
"Unaudited"**

	2014	2015	2016	2017	2018	2019	2020	2021	2022	2023
<b>Expenses</b>										
Governmental Activities:										
General Government	\$ 1,211,309	\$ 1,254,876	\$ 1,268,366	\$ 1,205,684	\$ 1,962,014	\$ 1,970,538	\$ 776,080	\$ 1,705,035	\$ 2,838,742	\$ 238,979
Public Safety	5,083,824	5,207,677	6,707,907	6,155,268	6,247,493	7,827,885	8,192,853	7,986,762	5,508,900	9,009,342
Public Works	2,278,216	2,592,311	2,623,260	2,399,976	2,638,699	3,247,436	2,512,460	2,537,440	2,836,821	2,939,041
Social Services	1,015,582	1,094,248	1,071,119	1,083,511	1,182,328	1,185,895	1,143,208	1,146,221	1,150,782	1,226,375
Education	23,229,463	23,851,309	25,210,082	23,806,492	25,125,342	25,792,817	27,008,541	26,784,228	25,737,477	28,296,659
Debt Service	345,701	256,113	238,995	301,095	185,842	557,839	443,283	528,941	417,789	477,999
<b>Total Governmental Activities Expenses</b>	<b>33,164,095</b>	<b>34,256,534</b>	<b>37,119,729</b>	<b>34,952,026</b>	<b>37,341,718</b>	<b>40,582,410</b>	<b>40,076,425</b>	<b>40,688,627</b>	<b>38,490,511</b>	<b>42,188,395</b>
<b>Program Revenues</b>										
Governmental Activities:										
Charges for services:										
General Government	659,816	672,028	794,678	755,893	1,361,327	948,447	943,699	949,544	1,065,375	1,200,502
Public Safety	347,811	351,820	461,068	441,001	490,352	497,834	527,705	957,851	446,468	436,231
Public Works	7,500	7,500	7,500	7,500	7,500	24,817	21,931	26,260	25,816	25,692
Social Services	-	-	-	-	-	-	31	-	-	85
Education	247,072	236,916	203,356	209,189	207,264	239,001	247,695	3,471	3,006	140,557
Operating Grants and Contributions	6,446,317	6,725,840	6,679,933	6,613,040	6,536,720	7,066,563	6,435,048	7,429,919	7,548,167	9,211,216
<b>Total Governmental Activities Program Revenues</b>	<b>7,708,516</b>	<b>7,994,104</b>	<b>8,146,535</b>	<b>8,026,623</b>	<b>8,603,163</b>	<b>8,776,662</b>	<b>8,176,109</b>	<b>9,367,045</b>	<b>9,088,832</b>	<b>11,014,283</b>
<b>Net (Expense) Revenue Governmental Activities</b>	<b>(25,455,579)</b>	<b>(26,262,430)</b>	<b>(28,973,194)</b>	<b>(26,925,403)</b>	<b>(28,738,555)</b>	<b>(31,805,748)</b>	<b>(31,900,316)</b>	<b>(31,321,582)</b>	<b>(29,401,679)</b>	<b>(31,174,112)</b>
<b>General Revenues and Other Changes in Net Position</b>										
Governmental Activities:										
Property Taxes	\$ 26,311,689	\$ 27,020,591	\$ 27,333,095	\$ 28,021,310	\$ 28,964,152	\$ 29,782,017	\$ 30,835,528	\$ 31,559,588	\$ 32,826,569	\$ 32,384,247
State Aid and in lieu of taxes	327,960	297,446	387,610	255,886	403,462	485,271	536,977	424,581	537,262	1,715,171
Investment Earnings	2,018	874	446	34,429	32,863	130,217	104,518	15,820	2,245	52,293
Miscellaneous	-	17,112	7,117	2,477	-	240	-	-	750	566
<b>Total Governmental Activities</b>	<b>26,641,667</b>	<b>27,336,023</b>	<b>27,728,268</b>	<b>28,314,102</b>	<b>29,400,477</b>	<b>30,397,745</b>	<b>31,477,023</b>	<b>31,999,989</b>	<b>33,366,826</b>	<b>34,152,277</b>
<b>Current Year</b>										
<b>Change in Net Position Governmental Activities</b>	<b>\$ 1,186,088</b>	<b>\$ 1,073,593</b>	<b>\$ (1,244,926)</b>	<b>\$ 1,388,699</b>	<b>\$ 661,922</b>	<b>\$ (1,408,003)</b>	<b>\$ (423,293)</b>	<b>\$ 678,407</b>	<b>\$ 3,965,147</b>	<b>\$ 2,978,165</b>

Source: Town of Scituate's Annual Comprehensive Financial Report

**Table 3**

**Town of Scituate, Rhode Island  
Fund Balances of Governmental Funds  
Last Ten Fiscal Years  
(modified accrual basis of accounting)  
"Unaudited"**

	2014	2015	2016	2017	2018	2019	2020	2021	2022	2023
<b>General Fund</b>										
Nonspendable	\$ 274,525	\$ 291,862	\$ 294,401	\$ 185,880	\$ 3,673,747	\$ 3,595,732	\$ 3,819,783	\$ 4,227,425	\$ 4,016,196	\$ 3,405,392
Restricted	1,720,724	1,707,215	1,767,187	1,853,797	1,716,741	1,623,922	855,579	693,862	885,826	1,275,014
Committed	200,000	300,000	22,225	-	-	-	-	-	-	-
Assigned	286,823	1,288,048	1,265,112	1,310,454	879,619	790,056	599,446	451,542	367,157	889,356
Unassigned	3,730,150	2,707,133	3,071,913	3,266,066	4,639,727	4,889,409	5,479,053	5,665,681	5,454,684	4,598,021
<b>Total General Fund</b>	<b>\$ 6,212,222</b>	<b>\$ 6,294,258</b>	<b>\$ 6,420,838</b>	<b>\$ 6,616,197</b>	<b>\$ 10,909,834</b>	<b>\$ 10,899,119</b>	<b>\$ 10,753,861</b>	<b>\$ 11,038,510</b>	<b>\$ 10,723,863</b>	<b>\$ 10,167,783</b>
<b>All Other Governmental Funds</b>										
Nonspendable	\$ 120,754	\$ 120,766	\$ 120,779	\$ 42,096	\$ 42,109	\$ 42,493	\$ 120,834	\$ 120,849	\$ 120,863	\$ 121,031
Restricted	433,504	428,989	550,273	629,037	2,516,294	4,403,524	831,329	935,842	940,204	1,223,415
Committed	104,637	105,212	105,214	2,585,014	78,899	99,221	214,854	262,686	207,531	126,922
Assigned	571,387	677,165	446,149	846,868	-	3,203,085	1,666,897	1,752,537	1,642,221	4,010,459
Unassigned	(8,943)	(18,568)	(64,318)	(61,012)	914,883	(30,626)	(247,084)	(387,891)	(410,653)	(411,754)
<b>Total All Other Governmental Funds</b>	<b>\$ 1,221,339</b>	<b>\$ 1,313,564</b>	<b>\$ 1,158,097</b>	<b>\$ 4,042,003</b>	<b>\$ 3,552,185</b>	<b>\$ 7,717,697</b>	<b>\$ 2,586,830</b>	<b>\$ 2,684,023</b>	<b>\$ 2,500,166</b>	<b>\$ 5,070,073</b>
<b>Total Governmental Funds</b>	<b>\$ 7,433,561</b>	<b>\$ 7,607,822</b>	<b>\$ 7,578,935</b>	<b>\$ 10,658,200</b>	<b>\$ 14,462,019</b>	<b>\$ 18,616,816</b>	<b>\$ 13,340,691</b>	<b>\$ 13,722,533</b>	<b>\$ 13,224,029</b>	<b>\$ 15,237,856</b>

In 2012 the Town implemented GASB Statement No. 54, reserved and unreserved fund balances are no longer used. Fund balances are now reported as nonspendable, restricted, committed, assigned and unassigned.

Source: Town of Scituate's Annual Comprehensive Financial Report

**Table 4**

**Town of Scituate, Rhode Island**  
**Changes in Fund Balances, Governmental Funds**  
**Last Ten Fiscal Years**  
*(modified accrual basis of accounting)*  
**Unaudited**

	2014	2015	2016	2017	2018	2019	2020	2021	2022	2023
<b>Revenues</b>										
General Property Taxes	\$ 26,413,957	\$ 26,764,120	\$ 27,227,253	\$ 28,071,452	\$ 28,949,367	\$ 30,027,420	\$ 30,557,038	\$ 31,579,525	\$ 32,688,040	\$ 32,511,059
Federal and State Aid and grants	6,456,518	6,518,418	6,719,482	6,391,434	6,354,113	6,444,331	6,340,885	7,323,876	6,945,307	9,495,194
Charges for Services	1,047,058	1,054,033	1,157,380	1,165,290	1,683,068	1,285,378	1,401,793	1,068,652	1,171,425	1,297,908
Fines and penalties	46,782	37,746	39,933	40,354	109,864	76,462	64,683	31,168	64,381	72,119
Investment and interest income	93,142	64,283	87,206	109,742	167,798	330,242	254,127	154,694	117,213	214,645
Contributions and private grants	-	470,081	462,145	548,522	52,824	97,164	21,784	137,878	16,591	14,887
Other Revenues	418,986	150,671	72,199	57,077	661,616	1,137,033	747,005	1,078,608	1,306,280	1,691,557
<b>Total Revenues</b>	<b>34,476,443</b>	<b>35,059,352</b>	<b>35,765,598</b>	<b>36,383,871</b>	<b>37,978,650</b>	<b>39,398,030</b>	<b>39,387,315</b>	<b>41,374,401</b>	<b>42,309,237</b>	<b>45,297,369</b>
<b>Expenditures</b>										
Current:										
General Government	1,042,246	1,113,149	1,211,486	1,233,579	1,046,908	1,457,775	1,177,203	1,514,179	1,600,662	1,678,330
Public Safety	2,920,141	2,848,826	3,232,451	3,238,991	3,620,939	4,047,475	3,756,744	3,521,129	4,018,464	4,497,629
Public Works	2,062,037	2,379,201	2,175,980	1,938,205	2,375,032	2,788,808	2,025,524	2,513,958	2,948,744	2,910,144
Social Services	980,824	1,126,867	1,077,667	1,049,500	1,146,902	1,169,862	1,119,723	1,097,168	1,101,729	1,175,476
Fixed Charges	2,030,390	2,159,735	2,565,472	2,312,787	2,583,022	2,573,690	2,557,878	2,950,329	3,031,101	3,293,916
Education	22,909,665	23,488,227	23,513,150	24,134,103	24,395,569	25,700,867	26,821,729	27,251,183	27,391,050	29,253,256
Capital Projects	-	-	756,719	893,755	753,253	4,299,478	7,842,869	810,083	1,222,250	1,179,952
Debt Service										
Principal	1,765,150	1,476,000	1,016,000	1,016,000	1,066,545	1,045,500	841,000	922,000	1,026,000	1,046,000
Interest	350,667	293,086	245,560	279,045	287,212	431,551	520,770	578,922	467,741	498,839
<b>Total Expenditures</b>	<b>34,061,120</b>	<b>34,885,091</b>	<b>35,794,485</b>	<b>36,095,965</b>	<b>37,275,382</b>	<b>43,515,006</b>	<b>46,663,440</b>	<b>41,158,951</b>	<b>42,807,741</b>	<b>45,533,542</b>
<b>Excess of Revenues Over (Under) Expenditures</b> <i>Before other financing sources (uses)</i>	<b>415,323</b>	<b>174,261</b>	<b>(28,887)</b>	<b>287,906</b>	<b>703,268</b>	<b>(4,116,976)</b>	<b>(7,276,125)</b>	<b>215,450</b>	<b>(498,504)</b>	<b>(236,173)</b>
<b>Other Financing Sources (Uses)</b>										
Issuance of bonds	-	-	-	2,846,545	2,346,000	7,800,000	2,000,000	-	-	2,250,000
Premium on Bonds	-	-	-	-	276,965	471,773	-	-	-	-
Payment -Bond Refunding Agent	-	-	-	-	(2,574,703)	-	-	-	-	-
Cost of issuance	-	-	-	-	(48,262)	-	-	-	-	-
Transfers In	28,151	118,049	219,135	461,845	468,300	569,025	1,560,480	391,150	1,002,131	510,900
Transfers Out	(28,151)	(118,049)	(219,135)	(461,845)	(468,300)	(569,025)	(1,560,480)	(391,150)	(1,002,131)	(510,900)
<b>Total Other Financing Sources (Uses)</b>	<b>-</b>	<b>-</b>	<b>-</b>	<b>2,846,545</b>	<b>-</b>	<b>8,271,773</b>	<b>2,000,000</b>	<b>-</b>	<b>-</b>	<b>2,250,000</b>
<b>Net Change in Fund Balances</b>	<b>\$ 415,323</b>	<b>\$ 174,261</b>	<b>\$ (28,887)</b>	<b>\$ 3,134,451</b>	<b>\$ 703,268</b>	<b>\$ 4,154,797</b>	<b>\$ (5,276,125)</b>	<b>\$ 215,450</b>	<b>\$ (498,504)</b>	<b>\$ 2,013,827</b>
<b>Debt Service as a percentage of noncapital expenditures</b>	<b>6.85%</b>	<b>5.52%</b>	<b>3.74%</b>	<b>3.82%</b>	<b>3.85%</b>	<b>3.91%</b>	<b>3.64%</b>	<b>3.98%</b>	<b>3.62%</b>	<b>3.51%</b>

Source: Town of Scituate Annual Comprehensive Financial Report

**Town of Scituate, Rhode Island**  
**Assessed and Estimated Actual Value of Taxable Property**  
**Last Ten Fiscal Years**  
**"Unaudited"**

**Table 5**

Fiscal Year	Real Property						Personal Property	
	Residential	Commercial	Less Tax-Exempt Property	Total Taxable Assessed Value	Direct Tax Rate	Estimated Actual Value	Tangible	
							Tangible Personal Property (net)	Tax Rate Personal Property
2014	491,162,240	208,072,490	60,031,427**	639,203,303	37.37	1,398,469,460	22,624,300	39.75
2015	984,881,780	416,459,480	116,298,397	1,285,042,863	18.98	1,401,341,260	23,169,390	40.38
2016	987,977,280	416,615,980	116,480,771	1,288,112,489	19.16	1,404,593,260	24,515,580	40.75
2017	1,080,631,120	418,352,140	103,906,836	1,395,076,424	18.04	1,498,983,260	24,544,100	38.37
2018	834,518,040	419,019,540	249,705,380	1,003,832,200	18.82	1,253,537,580	23,611,800	40.04
2019	1,089,544,050	418,974,710	106,970,807	1,401,547,953	19.39	1,508,518,760	22,936,494	41.24
2020	1,247,230,180	423,579,940	84,063,952	1,586,746,168	17.89	1,670,810,120	21,393,235	38.11
2021	1,252,451,270	423,304,240	84,038,931	1,591,716,579	18.27	1,675,755,510	22,915,902	38.92
2022	1,261,937,940	424,058,940	80,221,919	1,605,774,961	18.69	1,685,996,880	26,970,498	39.81
2023	1,499,868,903	426,437,560	86,554,576	1,839,751,887	16.38	1,926,306,463	29,847,200	34.88

Real property is valued in full every 3 years with a State mandated update of the current market value (statistical) in the third year following each reappraisal.

**Source: Tax Assessor's Office**

**(Continued)**

\*\* Tax Exempt amount increased in FY 2010 due to Tax Agreement with ProvWater.

# FY 2015 Scituate transitioned to 100% assessment ratio for real estate. Previously assessed at 50% of value.

**Town of Scituate, Rhode Island** **Table**  
**Assessed and Estimated Actual Value of Taxable Property (Continued)**  
**Last Ten Fiscal Years**  
**"Unaudited"**

	Personal Property					Total		
	Motor Vehicle							
Fiscal Year	Motor Vehicles	Less Tax-Exempt Property	Total Motor Vehicle Taxable Assessed Value	Tax Rate Motor Vehicles	Personal Property Estimates Actual Value	Total Assessed Value	Estimated Actual Value	Ratio
2014	116,318,871	58,925,841	57,393,030	30.20	N/A	719,220,633	N/A	N/A
2015	117,276,830	59,298,702	57,978,128	30.20	N/A	1,366,190,381	N/A	N/A
2016	118,393,714	59,419,806	58,973,908	30.20	N/A	1,371,601,977	N/A	N/A
2017	121,652,138	60,033,457	61,618,681	30.20	N/A	1,481,239,205	N/A	N/A
2018	123,232,556	60,116,777	63,115,779	30.20	N/A	1,090,559,779	N/A	N/A
2019	106,518,400	50,508,520	56,009,880	30.20	N/A	1,480,494,327	N/A	N/A
2020	103,459,701	49,429,809	54,029,892	30.20	N/A	1,662,169,295	N/A	N/A
2021	99,260,436	49,098,192	50,162,244	30.20	N/A	1,664,794,725	N/A	N/A
2022	105,599,608	50,800,312	54,799,296	30.00	N/A	1,687,544,755	N/A	N/A
2023	130,251,217	51,862,354	78,388,863	-	N/A	1,947,987,950	N/A	N/A

Real property is valued in full every 3 years with a State mandated update of the current market value (statistical) in the third year following each reappraisal.

**Source: Tax Assessor's Office**

**Town of Scituate, Rhode Island**  
**Direct and Overlapping Property Tax Rates**  
**Last Ten Fiscal Years**  
*(rate per \$1,000 of assessed value)*  
**"Unaudited"**

**Table 6**

***Town Direct Rates***

<b><i>Fiscal Year</i></b>	<b><i>Basic Rate</i></b>	<b><i>MV</i></b>	<b><i>PP</i></b>	<b><i>Comm Mixed Use</i></b>
2014	37.370	30.200	39.750	43.200
2015	18.982	30.200	40.379	21.943
2016	19.156	30.200	40.750	22.144
2017	18.040	30.200	38.370	21.650
2018	18.820	30.200	40.040	22.590
2019	19.387	30.200	41.242	23.267
2020	17.890	30.200	38.110	22.200
2021	18.270	30.200	38.920	22.670
2022	18.690	30.000	39.810	23.190
2023	16.380	-	34.880	24.010

Notes:

- (1) Real Estate is assessed at 50% value 2014 and prior. 100% Assessment as of 2015.
- (2) Motor Vehicles are assessed at 95%
- (3) Full Revaluation was conducted as of December 31, 2009
- (4) Statistical Revaluation was conducted as of December 31, 2006, December 31, 2012, and December 31, 2015
- (5) Motor Vehicle Phase-Out Exemptions began in fiscal Year 2000
- (6) Retail/Wholesale inventory Tax phased out completely in Fiscal Year 2001
- (7) The Town does not have any overlapping governments.
- (8) Motor Vehicle rates were phased out completely in FY 2023



**Town of Scituate, Rhode Island  
Principal Property Tax Payers,  
Current Year and Ten Years Ago  
"Unaudited"**

**Table 7**

<b>Taxpayer</b>	<b>2023</b>			<b>Taxpayer</b>	<b>2013</b>		
	<b>Taxable Assessed Value</b>	<b>Percentage of Total Taxable Assessed Value</b>	<b>Type of Business</b>		<b>Taxable Assessed Value</b>	<b>Percentage of Total Taxable Assessed Value</b>	<b>Type of Business</b>
Providence Water Supply Board	371,524,830	17.79%	Utility/Watershed	Providence Water Supply Board	128,843,318	16.56%	Utility/Watershed
Narragansett Electric, Co.	13,284,430	0.64%	Utility/Electric	Narragansett Electric, Co.	9,172,570	1.18%	Utility/Electric
Providence Public Building Authority	9,357,080	0.45%	Utility/Watershed	Providence Public Building Authority	3,216,701	0.41%	Utility/Watershed
Wally Realty LLC	4,167,900	0.20%	Retail Shopping	Cox Communications, Inc.	3,187,410	0.41%	Utility/Cable
Giarusso Giovanni Revocable Trust	3,322,600	0.16%	Residential	Scituate Village Shopping Cntr.	1,815,550	0.23%	Retail Shopping
ACAR Leasing LTD	3,180,505	0.15%	Motor Vehicle Leasing	Toyota Motor Credit Corp	1,173,223	0.15%	Motor Vehicle Leasing
Macintosh Hill Estates LLC	3,024,000	0.14%	Residential Condominiums	Honda Lease Trust	1,048,093	0.13%	Motor Vehicle Leasing
COX COM INC	3,007,530	0.14%	Utility/Cable	New England Development RI, LLC	1,032,250	0.13%	Residential/Mill
Casale Thomas G Revocalbe Trust	2,370,700	0.11%	Residential	Cavanagh, Peter A et ux Theresa A	973,650	0.13%	Residential
Toytoa Leasing	2,391,588	0.11%	Motor Vehicle Leasing	Scituate Commons	841,220	0.11%	Residential/Apartments
	<b>\$ 415,631,163</b>	<b>19.90%</b>			<b>\$ 151,303,985</b>	<b>19.45%</b>	

Sources: Town of Scituate Tax Assessor

Note: The Town does not provide a full 10 years disclosure for this table due to the size of the data content and the overall usefulness to the reader.

(1) Source: Tax Assessor's Data Base File

(2) 2022 and 2012 Tax Rolls

**TOWN OF SCITUATE, RHODE ISLAND**  
**Property Tax Levies and Collections (1)**  
**Last Ten Fiscal Years**  
**"Unaudited"**

**Table 8**

<b><i>Fiscal Year</i></b>	<b><i>Net Adjusted Tax Levy</i></b>	<b><i>Current Tax Collections</i></b>	<b><i>Percent of Current Taxes Collected</i></b>	<b><i>Delinquent Tax Collections</i></b>	<b><i>Total Tax Collections</i></b>	<b><i>Ratio of Total Tax Collections to Net Tax Levy</i></b>	<b><i>Net Outstanding Delinquent Taxes</i></b>	<b><i>Ratio of Delinquent Taxes to Net Tax Levy</i></b>
2014	26,436,480	21,615,018	81.8%	4,762,453	26,377,471	99.8%	59,009	0.2%
2015	26,881,094	21,054,760	78.3%	5,765,431	26,820,191	99.8%	60,903	0.2%
2016	27,368,300	21,560,887	78.8%	5,752,347	27,313,234	99.8%	55,066	0.2%
2017	28,043,533	22,255,088	79.4%	5,739,574	27,994,662	99.8%	48,871	0.2%
2018	29,071,526	24,352,364	83.8%	4,668,204	29,020,568	99.8%	50,958	0.2%
2019	29,795,344	23,416,799	78.6%	6,330,094	29,746,893	99.8%	48,451	0.2%
2020	30,842,036	27,531,742	89.3%	3,229,495	30,761,237	99.7%	80,799	0.3%
2021	31,512,706	25,575,212	81.2%	5,892,738	31,467,950	99.9%	44,756	0.1%
2022	32,839,207	29,205,346	88.9%	3,378,876	32,584,222	99.2%	254,985	0.8%
2023	32,369,404	27,216,884	84.1%	-	27,216,884	84.1%	5,152,520	15.9%

Notes:

(1) Source: Annual Tax Collectors Report

**Town of Scituate, Rhode Island  
Ratios of Outstanding Debt by Type  
Last Ten Fiscal Years  
"Unaudited"**

**Table 9**

<b><u>Fiscal Year</u></b>	<b><u>Governmental Activities General Obligation Bonds</u></b>	<b><u>Capital Lease</u></b>	<b><u>Debt Premiums</u></b>	<b><u>Total Primary Government</u></b>	<b><u>Percentage of Personal Income</u></b>	<b><u>Per Capita</u></b>
2014	7,725,000	454,500	112,289	8,291,789	2.86% (b)	803.16
2015	6,245,197	353,500	104,803	6,703,500	2.31% (b)	649.31
2016	5,435,000	252,500	97,317	5,784,817	1.39% (b)	548.38
2017	7,366,545	151,500	89,831	7,607,876	1.69% (b)	720.03
2018	6,332,000	50,500	255,660	6,638,160	1.40% (b)	625.59
2019	13,137,000	-	679,060	13,816,060	2.90% (b)	1,296.31
2020	14,296,000	-	630,687	14,926,687	2.90% (b)	1,391.12
2021	13,374,000	-	582,314	13,956,314	2.72% (b)	1,301.05
2022	12,348,000	-	533,941	12,881,941	3.30% (b)	1,238.17
2023	13,552,000	-	485,568	14,037,568	2.70% (b)	1,348.60

- Notes:
- Details regarding the Town's outstanding debt can be found in the notes to the financial statements.
  - See Schedule 14 for personal income and population data.

**Town of Scituate, Rhode Island**  
**Ratios of General Bonded Debt Outstanding**  
**Last Ten Fiscal Years**  
**"Unaudited"**

<b>Fiscal Year</b>	<b>General Bonded Debt Outstanding</b>		<b>Percentage of Actual Taxable Value (a) of Property</b>	<b>Table 10</b>
	<b>General Obligation Bonds</b>	<b>Total</b>		<b>Per Capita (b)</b>
2014	7,725,000	7,725,000	0.60%	748.26
2015	6,245,197	6,245,197	0.22%	604.92
2016	5,435,000	5,435,000	0.16%	515.21
2017	7,366,545	7,366,545	0.30%	697.19
2018	6,332,000	6,332,000	0.24%	596.74
2019	13,137,000	13,137,000	0.40%	1,232.60
2020	14,296,000	14,296,000	0.86%	1,332.34
2021	13,374,000	13,374,000	0.80%	1,246.76
2022	12,348,000	12,348,000	0.73%	1,186.85
2023	13,552,000	13,552,000	0.70%	1,301.95

Note: Details regarding the Town's outstanding debt can be found in the notes to the financial statements.

Source: Town of Scituate, Rhode Island Audited Financial Statements

(a) Actual taxable value equals gross assessed value less exemptions.

(b) Population data can be found in Schedule 14.

*Town of Scituate, Rhode Island  
Direct and Overlapping Governmental Activities Debt  
As of March 31, 2023  
"Unaudited"*

Table 11

The Town of Scituate, Rhode Island has no overlapping debt.

**Town of Scituate, Rhode Island  
Legal Debt Margin Information  
Last Ten Fiscal Years  
"Unaudited"**

**Table 12**

	<u>2014</u>	<u>2015</u>	<u>2016</u>	<u>2017</u>	<u>2018</u>	<u>2019</u>	<u>2020</u>	<u>2021</u>	<u>2022</u>	<u>2023</u>
Debt limit	\$ 21,548,048	\$ 40,957,150	\$ 41,119,495	\$ 44,416,932	\$ 44,523,195	\$ 44,414,830	\$ 49,865,079	\$ 49,943,842	\$ 50,626,343	\$ 58,439,639
Total net debt applicable to limit	<u>7,725,000</u>	<u>6,245,197</u>	<u>5,435,000</u>	<u>\$ 7,366,545</u>	<u>\$ 6,332,000</u>	<u>\$ 13,137,000</u>	<u>\$ 14,296,000</u>	<u>\$ 13,374,000</u>	<u>\$ 12,348,000</u>	<u>\$ 13,552,000</u>
Legal debt margin	<u>\$13,823,048</u>	<u>\$34,711,953</u>	<u>\$35,684,495</u>	<u>\$37,050,387</u>	<u>\$38,191,195</u>	<u>\$31,277,830</u>	<u>\$35,569,079</u>	<u>\$36,569,842</u>	<u>\$38,278,343</u>	<u>\$44,887,639</u>
Total net debt margin as a percentage of debt limit	64.15%	84.75%	86.78%	83.42%	85.78%	70.42%	71.33%	73.22%	75.61%	76.81%

Note: With certain exceptions, under the General Laws of the State of Rhode Island, the Town may not, without special statutory authorization, incur any debt which would increase its aggregate indebtedness not otherwise excepted by law to an amount greater than 3% of the taxable property of the Town. Deducted from the computation of aggregated indebtedness is the amount of any borrowing in anticipation of taxes authorized by law and the amount of any sinking funds maintained by the Town.

\*Source: Town of Scituate, Rhode Island Audited Financial Statement

***Town of Scituate, Rhode Island  
Pledged-Revenue Coverage,  
Last Ten Years  
"Unaudited"***

**Table 13**

The Town of Scituate, Rhode Island has no non-general obligation long-term debt backed by pledged revenues.

**Town of Scituate, Rhode Island  
Demographic and Economic Statistics,  
Last Ten Fiscal Years  
"Unaudited"**

**Table 14**

<b><i>Fiscal Year Ended March</i></b>	<b><i>Population (1)</i></b>	<b><i>Median Family Income (1)</i></b>	<b><i>Per Capita Personal Income (1)</i></b>	<b><i>Median Age(1)</i></b>	<b><i>School Enrollment (2)</i></b>	<b><i>Unemployment Rate (3)</i></b>
2014	10,324	60,788	28,092	39.7	1,437	7.9%
2015	10,324	60,788	28,092	39.7	1,422	7.7%
2016	10,549	80,802	39,451	39.7	1,368	7.1%
2017	10,566	79,102	42,668	39.7	1,301	4.2%
2018	10,611	81,975	44,590	40.0	1,254	5.6%
2019	10,658	83,728	44,660	40.0	1,253	2.2%
2020	10,730	93,456	48,035	40.6	1,226	3.5%
2021	10,727	96,179	47,911	49.0	1,207	5.9%
2022	10,404	71,169	37,504	40.2	1,197	2.7%
2023	10,409	104,388	50,027	49.2	1,008	2.7%

Sources:

- (1) U.S. Census Bureau.
- (2) School enrollment provided by the Scituate School Department Business Offices.  
Enrollment includes students in Scituate Public Schools
- (3) Unemployment rates obtained from State of Rhode Island Dept. of Labor and Training.



**Town of Scituate, Rhode Island  
Principal Employers  
Current Year  
"Unaudited"**

**Table 15**

<b><u>Employer</u></b>	<b><u>2023</u></b>		<b><u>Percentage of Total Town Employment</u></b>
	<b><u>Employees</u></b>	<b><u>Rank</u></b>	
Town of Scituate Municipal /School	310		41.61%
Atlas Insulation Co.	93		12.48%
Providence Water Supply Board	64		8.59%
Rambone Disposal	48		6.44%
Totrama Supermarkets DBA The Village IGA	46		6.17%
Scituate Lumber	30		4.03%
Walgreen's	26		3.49%
102 Scituate Corp DBA Dunkin Donuts	20		2.68%
Well One	20		2.68%
Hall's Garage	14		1.88%
Cold Brooke Café	13		1.74%
Charming Treasurers	13		1.74%
Corner Bristo LLL	12		1.61%
Granite Farm Restaurant	12		1.61%
Moose Trackers	12		1.61%
Rufinos Pizzeria	12		1.61%
<b>Total</b>	<b><u>745</u></b>		<b><u>100.00%</u></b>

Source: Tax Assessor's Yearly Annual Tangible Return Town Businesses

Note: The Town does not provide a full 10 years disclosure for this table due to the size of the data content and the overall usefulness to the reader.

**Town of Scituate, Rhode Island**  
**Full-time Equivalent Town Government Employees by Function/Program**  
**Last Ten Fiscal Years**  
**"Unaudited"**

**Table 16**

<b><u>Function/Program</u></b>	<b><u>2014</u></b>	<b><u>2015</u></b>	<b><u>2016</u></b>	<b><u>2017</u></b>	<b><u>2018</u></b>	<b><u>2019</u></b>	<b><u>2020</u></b>	<b><u>2021</u></b>	<b><u>2022</u></b>	<b><u>2023</u></b>
Central Administration										
Town Council	7.0	7.0	7.0	7.0	7.0	7.0	7.0	7.0	7.0	7.0
Town Clerk	3.0	3.0	3.0	3.0	3.0	3.0	3.0	3.0	3.0	3.0
Board of Canvassers	6.0	6.0	6.0	6.0	6.0	6.0	6.0	6.0	6.0	5.0
Probate Court	1.0	1.0	1.0	1.0	1.0	1.0	1.0	1.0	1.0	1.0
Building/Zoning	3.0	3.0	3.0	1.5	1.5	1.5	1.5	1.5	2.5	2.5
Planning										
Wastewater										
Planning Board	7.0	7.0	7.0	7.0	7.0	7.0	7.0	7.0	7.0	5
Zoning Board	7.0	7.0	7.0	7.0	7.0	7.0	7.0	7.0	7.0	7.0
Land Trust	6.0	6.0	6.0	6.0	6.0	6.0	6.0	6.0	6.0	7.0
Historic District										
Town Sergeant	1.0	1.0	1.0	1.0	1.0	1.0	1.0	1.0	1.0	1.0
Financial Administration										
Treasurer	0.5	0.5	0.5	0.5	0.5	0.5	0.5	0.5	0.5	0.5
Treasurer's Office	3.0	2.0	2.0	2.0	2.0	2.0	2.8	2.5	3.0	3.0
Tax Collection	2.0	2.0	2.0	2.0	2.0	2.0	2.0	2.0	2.0	2.0
Tax Assessor	2.0	2.0	2.0	2.0	2.0	2.0	2.0	2.0	2.0	2.0
Public Safety										
Police										
Officers	17.0	15.0	15.0	16.0	17.0	17.0	14.0	15.0	17.0	17.0
Civilians	7.0	6.5	6.5	6.5	6.5	6.5	6.5	6.5	3.5	6
Animal Control										
Animal Control Officer	1.0	1.0	1.0	1.0	1.0	1.0	2.0	2.0	2.0	2.0
Civilians	0.5	0.5	0.5	0.5	1.0	1.0	2.0	2.0	2.0	2.0
Emergency Management	0.5	0.5	0.5	0.5	0.5	0.5	2.0	2.0	2.0	1.0
Public Works Department										
Director	1.0	1.0	1.0	1.0	1.0	1.0	1.0	1.0	1.0	1.0
Asst. Director	-		0.0	0.0	0.0	0.0	0.0	0.0	0.0	0.0
Highway										
Driver/Laborer/ Building/Grounds	8.0	8.0	8.0	9.0	7.0	7.0	6.0	9.0	12.0	12.0
Forman Driver/Laborer	3.0	3.0	3.0	3.0	2.0	2.0	2.0	2.0	2.0	2.0
Maintenance										
Custodial	1.0	1.0	1.0	1.0	1.0	1.0	1.0	1.0	1.0	1.0
Vehicles & Equipment	1.0	1.0	1.0	1.0	2.0	2.0	2.0	2.0	3.0	3.0
Recreation Department										
Director	0.4	0.4	0.4	0.4	1.0	1.0	1.0	1.0	1.0	1.0
Summer Programs	97.0	90.0	90.0	66.0	64.0	64.0	24.0	48.0	48.0	
Human Services Department										
Director	1.0	1.0	1.0	1.0	1.0	1.0	1.0	1.0	1.0	1.0
Meal site	1.5	1.5	1.5	1.5	1.5	1.5	1.5	1.5	1.5	1.5
Senior Van Driver	0.8	0.8	0.8	0.8	0.8	0.8	0.8	0.8	0.8	0.8

Source: Comprehensive Annual Financial Report/ Miscellaneous Statistics Unaudited  
\*Seasonal

**Table 17**  
**Town of Scituate, Rhode Island**  
**Operating Indicators by Function/Program**  
**Last Ten Fiscal Years**  
**"Unaudited"**

<b>Function/Program</b>	<b>2014</b>	<b>2015</b>	<b>2016</b>	<b>2017</b>	<b>2018</b>	<b>2019</b>	<b>2020</b>	<b>2021</b>	<b>2022</b>	<b>2023</b>
Public Safety (1)										
Police										
Calls	15,982	13,666	13,753	7,424	10,086	10,010	7,417	8,702	13,938	10,470
Physical Arrests	237	221	213	128	125	102	80	98	218	118
Citations	1,885	1,555	1,367	1,394	1,835	1,043	425	902	1,667	943
Accidents	276	317	319	131	217	18	148	193	299	219
Animal Control										
Dog Licenses Issued	540	585	551	401	464	466	425	343	358	329
Building/Zoning (1)										
Commercial Construction Permits	-	3	2	1	0	0	0	0	0	0
Residential Construction Permits	10	13	9	7	5	6	10	17	9	11
2 -Family	-	-	-	1	0	0	0	0	0	0

Sources: Various Town departments.

(1) Statistics for Public Safety and Building Zoning are based on a calendar year.

**Table 18**

**Town of Scituate, Rhode Island  
Capital Asset Statistics by Function/Program  
Last Ten Fiscal Years  
"Unaudited"**

<b>Function/Program</b>	<b>2014</b>	<b>2015</b>	<b>2016</b>	<b>2017</b>	<b>2018</b>	<b>2019</b>	<b>2020</b>	<b>2021</b>	<b>2022</b>	<b>2023</b>
Public Safety										
Police										
Stations	1	1	1	1	1	1	1	1	1	1
Patrol Units	7	7	7	7	7	7	7	7	7	11
Fire Stations	2	2	2	2	4	4	4	4	4	4
Animal Control										
Animal Shelters	1	1	1	1	1	1	1	1	1	1
Public Works										
Stations/Garage	1	1	1	1	1	1	1	1	1	1
Streets and Highways										
Street (miles - state paved)	56.7	56.7	56.7	56.7	56.7	56.7	56.7	56.7	56.7	56.7
Street (miles- local paved)	87.4	87.4	87.4	87.4	87.4	87.4	87.4	87.4	87.4	87.4
Parks and Recreation										
Playgrounds	4	4	4	4	4	4	5	5	5	5
Tennis Courts	8	8	8	8	8	8	6	6	6	6
Beaches	1	1	1	1	1	1	1	1	1	1
Baseball/Softball diamonds	5	5	5	5	5	5	7	7	7	7
Baseball/Hardball diamonds	6	6	6	6	6	6	1	1	1	1
Soccer/Football fields	6	6	6	6	6	6	2	2	2	2
Basketball Courts/Outdoor	2	2	2	2	2	2	2	2	2	2
Basketball Courts/ Indoor	4	4	4	4	4	4	5	5	5	5
Undeveloped Sites	2	2	2	2	2	2	2	2	2	2
Human Services										
Transit mini-bus	3	3	3	3	3	3	3	3	3	3
Senior Center	1	1	1	1	1	1	1	1	1	1
Buildings										
Town Hall	1	1	1	1	1	1	1	1	1	1
Community House	1	1	1	1	1	1	1	1	1	1
Congregational Church	1	1	1	1	1	1	1	1	1	1
Potterville School House	1	1	1	1	1	1	1	1	1	1
Clayville School House	1	1	1	1	1	1	1	1	1	1
Old Towne House	1	1	1	1	1	1	1	1	1	1

Sources: Various Town Departments  
Financial Report Miscellaneous Statistics

***TOWN OF SCITUATE, RHODE ISLAND  
SINGLE AUDIT  
FOR THE YEAR ENDED MARCH 31, 2023***

# DAMIANO & COMPANY, LLP

200 Centerville Road, Suite 1, Warwick, RI 02886  
401.942.4000  
www.damianocpa.com



## REPORT ON INTERNAL CONTROL OVER FINANCIAL REPORTING AND ON COMPLIANCE AND OTHER MATTERS BASED ON AN AUDIT OF FINANCIAL STATEMENTS PERFORMED IN ACCORDANCE WITH *GOVERNMENT AUDITING STANDARDS*

### INDEPENDENT AUDITORS' REPORT

The Honorable President  
and Members of the Town Council  
Town of Scituate, Rhode Island

We have audited, in accordance with the auditing standards generally accepted in the United States of America and the standards applicable to financial audits contained in *Government Auditing Standards* issued by the Comptroller General of the United States, the financial statements of the governmental activities, each major fund, and the aggregate remaining fund information of the Town of Scituate, Rhode Island as of and for the year ended March 31, 2023, and the related notes to the financial statements, which collectively comprise the Town of Scituate's basic financial statements, and have issued our report thereon dated January 10, 2024.

#### **Report on Internal Control Over Financial Reporting**

In planning and performing our audit of the financial statements, we considered Town of Scituate's internal control over financial reporting (internal control) to determine the audit procedures that are appropriate in the circumstances for the purpose of expressing our opinion on the financial statements, but not for the purpose of expressing an opinion on the effectiveness of Town of Scituate's internal control. Accordingly, we do not express an opinion on the effectiveness of Town of Scituate's internal control.

A *deficiency in internal control* exists when the design or operation of a control does not allow management or employees, in the normal course of performing their assigned functions, to prevent, or detect and correct, misstatements on a timely basis. A *material weakness* is a deficiency, or a combination of deficiencies, in internal control, such that there is a reasonable possibility that a material misstatement of the entity's financial statements will not be prevented, or detected and corrected, on a timely basis. A *significant deficiency* is a deficiency, or a combination of deficiencies, in internal control that is less severe than a material weakness, yet important enough to merit attention by those charged with governance.

Our consideration of internal control was for the limited purpose described in the first paragraph of this section and was not designed to identify all deficiencies in internal control that might be material weaknesses or significant deficiencies. Given these limitations, during our audit we did not identify any deficiencies in internal control that we consider to be material weaknesses. However, material weaknesses may exist that have not been identified.

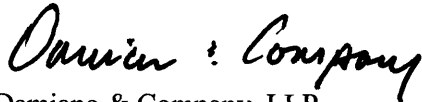
#### **Report on Compliance and Other Matters**

As part of obtaining reasonable assurance about whether Town of Scituate's financial statements are free from material misstatement, we performed tests of its compliance with certain provisions of laws, regulations, contracts, and grant agreements, noncompliance with which could have a direct and material effect on the determination of

financial statement amounts. However, providing an opinion on compliance with those provisions was not an objective of our audit, and accordingly, we do not express such an opinion. The results of our tests disclosed no instance of noncompliance or other matters that are required to be reported under *Government Auditing Standards*.

**Purpose of this Report**

The purpose of this report is solely to describe the scope of our testing of internal control and compliance and the results of that testing, and not to provide an opinion on the effectiveness of the entity's internal control or on compliance. This report is an integral part of an audit performed in accordance with *Government Auditing Standards* in considering the entity's internal control and compliance. Accordingly, this communication is not suitable for any other purpose.



Damiano & Company, LLP  
Warwick, Rhode Island  
January 10, 2024

# DAMIANO & COMPANY, LLP

200 Centerville Road, Suite 1, Warwick, RI 02886  
401.942.4000  
www.damianocpa.com



## REPORT ON COMPLIANCE FOR EACH MAJOR PROGRAM AND ON INTERNAL CONTROL OVER COMPLIANCE REQUIRED BY UNIFORM GUIDANCE

### INDEPENDENT AUDITORS' REPORT

The Honorable President  
and Members of the Town Council  
Town of Scituate, Rhode Island

#### **Report on Compliance for the Major Federal Program**

#### **Opinion on Each Major Federal Program**

We have audited the Town of Scituate's compliance with the types of compliance requirements, identified as subject to audit in the OMB *Compliance Supplement* that could have a direct and material effect on each of the Town of Scituate, Rhode Island's major federal programs for the year ended March 31, 2023. The Town of Scituate's major federal programs for the year ended March 31, 2023. The Town of Scituate, Rhode Island's major federal programs are identified in the summary of auditors' results section of the accompanying schedule of findings and questioned costs.

In our opinion, the Town of Scituate, Rhode Island's complied, in all material respects, with the types of compliance requirements referred to above that could have a material effect on each of its major federal programs for the year ended March 31, 2023.

#### **Basis of Opinion on Each Major Federal Program**

We conducted our audit of compliance in accordance with auditing standards generally accepted in the United States of America; the standards applicable to financial audits contained in *Government Auditing Standards*, issued by the Comptroller General of the United States; and the audit requirements of Title 2 U.S. *Code of Federal Regulations* Part 200, *Uniform Administrative Requirements, Cost Principles, and Audit Requirements for Federal Awards* (Uniform Guidance). Our responsibilities under those standards and the Uniform Guidance are further described in the Auditors' Responsibilities for the Audit of Compliance section of our report.

We are required to be independent of the Town of Scituate, Rhode Island and to meet our other ethical responsibilities, in accordance with relevant ethical requirements relating to our audit. We believe that the audit evidence we have obtained is sufficient and appropriate to provide a basis for our opinion on compliance for each major federal program. Our audit does not provide a legal determination of the Town of Scituate, Rhode Island's compliance with the compliance requirements referred to above.



## **Responsibilities of Management for Compliance**

Management is responsible for compliance with the requirements referred to above and for the design, implementation, and maintenance of effective internal control over compliance with the requirements of laws, statutes, regulations, rules, and provisions of contracts or grant agreements applicable to the Town of Scituate, Rhode Island's federal programs.

## **Auditors' Responsibilities for the Audit of Compliance**

Our objectives are to obtain reasonable assurance about whether material noncompliance with the compliance requirements referred to above occurred, whether due to fraud or error, and express an opinion on the Town of Scituate, Rhode Island's compliance based on our audit. Reasonable assurance is a high level of assurance but is not absolute assurance and therefore is not a guarantee that an audit conducted in accordance with generally accepted auditing standards, *Government Auditing Standards*, and the Uniform Guidance will always detect material noncompliance when it exists. The risk of not detecting material noncompliance resulting from fraud is higher than for that resulting from error, as fraud may involve collusion, forgery, intentional omissions, misrepresentations, or the override of internal control. Noncompliance with the compliance requirements referred to above is considered material if there is a substantial likelihood that, individually or in the aggregate, it would influence the judgment made by a reasonable user of the report on compliance about the Town of Scituate, Rhode Island's compliance with the requirements of each major federal program as a whole.

In performing an audit in accordance with generally accepted auditing standards, *Government Auditing Standards*, and the Uniform Guidance, we:

- Exercise professional judgment and maintain professional skepticism throughout the audit.
- Identify and assess the risks of material noncompliance, whether due to fraud or error, and design and perform audit procedures responsive to those risks. Such procedures include examining, on a test basis, evidence regarding the Town of Scituate, Rhode Island's compliance with the compliance requirements referred to above and performing such other procedures as we considered necessary in the circumstances.
- Obtain an understanding of the Town of Scituate, Rhode Island's internal control over compliance relevant to the audit in order to design audit procedures that are appropriate in the circumstances and to test and report on internal control over compliance in accordance with the Uniform Guidance, but not for the purpose of expressing an opinion on the effectiveness of the Town of Scituate, Rhode Island's internal control over compliance. Accordingly, no such opinion is expressed.

We are required to communicate with those charged with governance regarding, among other matters, the planned scope and timing of the audit and any significant deficiencies and material weaknesses in internal control over compliance that we identified during the audit.

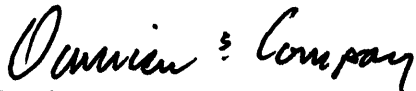
## **Report on Internal Control over Compliance**

*A deficiency in internal control over compliance* exists when the design or operation of a control over compliance does not allow management or employees, in the normal course of performing their assigned functions, to prevent, or detect and correct, noncompliance with a type of compliance requirement of a federal program on a timely basis. *A material weakness in internal control over compliance* is a deficiency, or a combination of deficiencies, in internal control over compliance, such that there is a reasonable possibility that material noncompliance with a type of compliance requirement of a federal program will not be prevented, or detected and corrected, on a timely basis. *A significant deficiency in internal control over compliance* is a deficiency, or a combination of deficiencies, in internal control over compliance with a type of compliance requirement of a federal program that is less severe than a material weakness in internal control over compliance, yet important enough to merit attention by those charged with governance.

Our consideration of internal control over compliance was for the limited purpose described in the Auditors' Responsibilities for the Audit of Compliance section above and was not designed to identify all deficiencies in internal control over compliance that might be material weaknesses or significant deficiencies in internal control over compliance. Given these limitations, during our audit we did not identify any deficiencies in internal control over compliance that we consider to be material weaknesses, as defined above. However, material weaknesses or significant deficiencies in internal control over compliance may exist that were not identified.

Our audit was not designed for the purpose of expressing an opinion on the effectiveness of internal control over compliance. Accordingly, no such opinion is expressed.

The purpose of this report on internal control over compliance is solely to describe the scope of our testing of internal control over compliance and the results of that testing based on the requirements of the Uniform Guidance. Accordingly, this report is not suitable for any other purpose.



Damiano & Company, LLP

Warwick, Rhode Island

January 10, 2024

**TOWN OF SCITUATE, RHODE ISLAND**  
**Schedule of Expenditures of Federal Awards**  
**For the Fiscal Year Ended March 31, 2023**

Federal Grantor/Pass-Through Grantor/Program or Cluster Title	Federal CFDA Number	Pass-Through Entity Identifying Number	Passed Through to Subrecipients	Total Federal Expenditures
<b>U.S. Department of Agriculture</b>				
<b>Passed through the State of Rhode Island Department of Education</b>				
<i>Child Nutrition Cluster:</i>				
National School Breakfast Program	10.553	N/A	\$ -	\$ 105,338
National School Lunch Program	10.555	N/A	-	284,804
<b>Total Child Nutrition Cluster</b>			<u>\$ -</u>	<u>\$ 390,142</u>
Natural Resources Conservation Services	10.902	N/A	-	239
Non-Cash Assistance Food Commodities (Note 4)	10.555	N/A	-	38,420
<b>Total US Department of Agriculture</b>			<u>\$ -</u>	<u>\$ 428,801</u>
<b>U.S. Department of Justice</b>				
<b>Passed through the State of Rhode Island</b>				
Public Safety Partnership & Community Policing Grant	16.710	N/A	\$ -	\$ 46,599
Edward Byrne Memorial Justice Assistance Grant Program	16.738	N/A	-	8,550
<b>Total U.S. Department of Justice</b>			<u>\$ -</u>	<u>\$ 55,149</u>
<b>U.S. Department of Transportation</b>				
<b>Passed through the State of Rhode Island Department of Highway Safety</b>				
<i>Highway Safety Cluster:</i>				
State and Community Highway Safety	20.600	N/A	\$ -	\$ 11,372
National Priority Safety Programs	20.616	N/A	-	9,261
<b>Total Highway Safety Cluster</b>			<u>-</u>	<u>20,633</u>
<b>Total U.S. Department of Transportation</b>			<u>\$ -</u>	<u>\$ 20,633</u>
<b>U.S. Department of Treasury</b>				
<b>Passed through the State of Rhode Island</b>				
<b>Department of Administration</b>				
COVID - 19 Coronavirus State & Local Fiscal Recovery Funds	21.027	N/A	\$ -	\$ 477,226
<b>Total U.S. Department of Treasury</b>			<u>\$ -</u>	<u>\$ 477,226</u>
<b>U.S. Department of Education</b>				
<b>Passed-through the State of Rhode Island Department of Education</b>				
Title I Grants to Local Education Agencies	84.010	2725-11702-301	\$ -	\$ 319,527
<i>Special Education Cluster:</i>				
Special Education - Grants to States	84.027	2725-13202-301	-	473,601
Special Education - Preschool Grants	84.173	2725-13502-301	-	16,876
COVID - 19 ARPA - Special Education Grants to States	84.027X	4872-50702-201	-	65,852
COVID - 19 ARPA - Preschool	84.173X	4872-51002-201	-	8,942
<b>Total Special Education Cluster</b>			<u>\$ -</u>	<u>\$ 565,271</u>
Improving Teacher Quality State Grants	84.367	2725-16402-101	-	31,622
School Safety National Activities	84.184H	2725-23302-301	-	194,531
Career and Technical Education - Basic Grants to States	84.048	2725-15302-301	-	41,665
Student Support & Academic Enrichment Program	84.424A	2725-20802-301	-	9,875
COVID - 19 ESSER II - CRRSA Act - Response & Relief Supplemental	84.425D	4672-60602-101	-	202,400
COVID - 19 ESSER III - ARPA - Elementary & Secondary School Emergency Relief	84.425U	4872-50502-201	-	731,922
<b>Total U.S. Department of Education</b>			<u>\$ -</u>	<u>\$ 2,096,813</u>
<b>U.S. Department of Health &amp; Human Services</b>				
<b>Passed Through the State of Rhode Island Department of Health</b>				
Special Programs for the Aging, Title III, Part B, Grants for Supportive Services	93.044	N/A	\$ -	\$ 31,546
COVID - 19 ELC Grant - Covid Coordinators/Transportation	93.323	N/A	-	40,104
<b>Total U.S. Department of Health &amp; Human Services</b>			<u>\$ -</u>	<u>\$ 71,650</u>
<b>U.S. Department of Homeland Security</b>				
<b>Passed Through the State of Rhode Island Emergency Management Agency</b>				
Public Assistance/Presidentially Declared Disaster Grant	97.036	N/A	\$ -	\$ 65,905
Emergency Management Performance Grants	97.042	33-04-2020 EMPG	-	6,040
<b>Total U.S. Department of Homeland Security</b>			<u>\$ -</u>	<u>\$ 71,945</u>
<b>Total Expenditures of Federal Awards</b>			<u>\$ -</u>	<u>\$ 3,222,217</u>

*The accompanying notes are an integral part of this schedule*

**TOWN OF SCITUATE, RHODE ISLAND**  
**Schedule of Findings and Questioned Costs**  
**For The Year Ended March 31, 2023**

**SECTION I - SUMMARY OF AUDITORS' RESULTS**

**Financial Statements**

Type of auditors' report issued: Unmodified

Internal control over financial reporting:

Material weakness (es) identified?      yes   X   no

Significant deficiency (ies) identified?      yes   X   none reported

Noncompliance not/material to financial statements noted?      yes   X   no

**Federal Awards**

Internal control over major federal programs:

Material weakness (es) identified?      yes   X   no

Significant deficiency (ies) identified?      yes   X   none reported

Type of auditors' report issued on compliance for major programs: Unmodified

Any audit findings disclosed that are required to be reported in accordance with 2 CFR 200.516(a)?      yes   X   no

**Identification of major programs:**

<b>CFDA Number(s)</b>	<b>Name of Federal Program or Cluster</b>
84.425D	COVID – 19 ESSER II CRRSA Act – Response & Relief Supplemental
84.425U	COVID – 19 ESSER III ARPA Elementary & Secondary Relief
21.027	COVID – 19 Coronavirus State & Local Fiscal Recovery Funds

Dollar threshold used to distinguish between Type A and Type B programs: \$ 750,000

Auditee qualified as low risk auditee?   X   yes      no

**SECTION II – FINANCIAL STATEMENT FINDINGS**      yes   X   none

**SECTION III – FEDERAL AWARDS FINDINGS AND QUESTIONED COSTS**      yes   X   none

***TOWN OF SCITUATE, RHODE ISLAND***  
***Schedule of Findings and Questioned Costs***  
***For The Year Ended March 31, 2023***  
***(continued)***

**SECTION II – FINDINGS RELATING TO THE FINANCIAL STATEMENT AUDIT  
AS REQUIRED TO BE REPORTED IN ACCORDANCE WITH  
GOVERNMENT AUDITING STANDARDS**

**A. Significant Deficiency in Internal Control**

None Reported.

**B. Compliance**

None Reported

**SECTION III – FINDINGS AND QUESTIONED COST FOR FEDERAL AWARDS**

**A. Finding**

None Reported

**B. Questioned Costs**

None Reported

***TOWN OF SCITUATE, RHODE ISLAND***  
***Schedule of Findings and Questioned Costs***  
***For The Year Ended March 31, 2023***  
***(continued)***

**PRIOR YEAR FINDINGS AND QUESTIONED COST FOR FEDERAL AWARDS**

**A. Findings**

None Reported

**B. Questioned Costs**

None Reported

**TOWN OF SCITUATE, RHODE ISLAND**  
**Notes to Schedule of Expenditures of Federal Awards**  
**March 31, 2023**

**NOTE 1 - BASIS OF PRESENTATION**

The accompanying schedule of expenditures of federal awards (the schedule) includes the federal grant activity of the Town of Scituate, Rhode Island under programs of the federal government for the year ended March 31, 2023. The information in this schedule is presented in accordance with the requirements of Title 2 U.S. *Code of the Federal Regulations* Part 200, *Uniform Administrative Requirements, Cost Principles, and Audit Requirements for Federal Awards* (Uniform Guidance). Because the schedule presents only a selected portion of the operations of the Town of Scituate, it is not intended to and does not present the financial position, changes in net assets, or cash flows of the Town of Scituate, Rhode Island.

**NOTE 2 - SUMMARY OF SIGNIFICANT ACCOUNTING POLICIES**

Expenditures reported on the schedule are reported on the accrual basis of accounting. Such expenditures are recognized following the cost principles contained in Title 2 U.S. *Code of the Federal Regulations* Part 200, *Uniform Administrative Requirements, Cost Principles, and Audit Requirements for Federal Awards* (Uniform Guidance), wherein certain types of expenditures are not allowable or are limited as to reimbursement.

**NOTE 3 - Indirect Cost Rates**

The Town of Scituate has elected to use the 10 percent de minimis indirect cost rate as allowed under the Uniform Guidance when applicable.

**NOTE 4 - Non-Cash Assistance**

U.S.D.A. Contributions: The United States Department of Agriculture makes available commodities for donations to schools. The amount of \$38,420 represents the market value of such commodities used during the period.